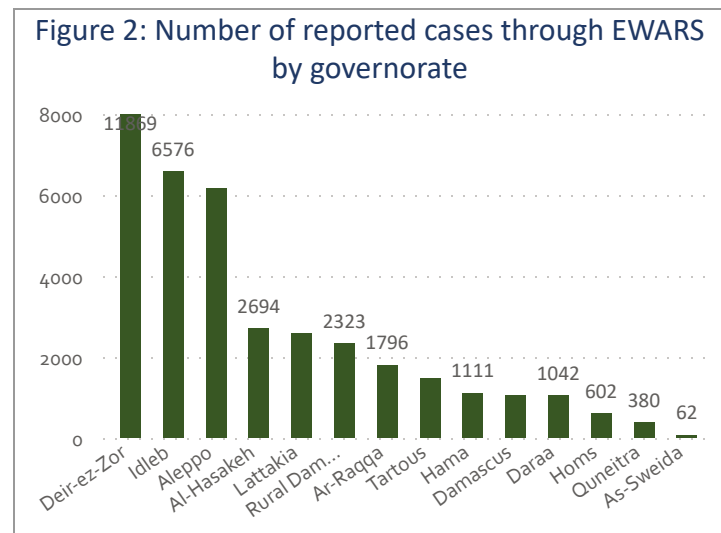
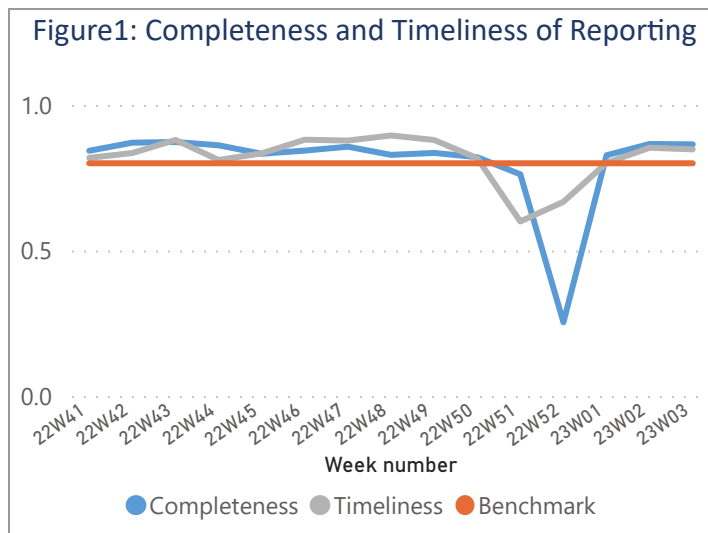


Highlights

- A total of 231,101 consultations were recorded in all the 14 governorates
- The leading causes of morbidity among all age groups were Influenza Like Illness 22763 (57.3%) and Acute Diarrhea 10387 (26.15%).
- A total of 253 AWD cases were reported during this week, and the total number of AWD cases reported since the start of the outbreak is 9793 (25 August 2022).
- MoH reported 6 confirmed cases of COVID-19, the cumulative number of COVID-19 confirmed cases is 57450 since the start of pandemic.
- 3 AFP cases reported in Daraa (1) Tartous (1) Hama (1).
- 340 suspected measles cases in Ar-Raqqa (207) Deir-ez-Zor (106) Al-Hasakeh (10) Idlib (5) Rural Damascus (3) Daraa (3) Hama (2) Damascus (2) Aleppo (2)

Performance Indicators

- A total of 1294 out of 1496 active reporting sites (86.5%) in all 14 governorates of Syria reported through EWARS, with 84.78% timeliness among those sites providing data during the week (Figure 1)



Morbidity

- A total of 231,101 consultations were recorded in 1294 health facilities in 14 governorates. Among them, 39724 cases were EWARS notifiable health conditions (Figure 2)
- The leading causes of morbidity among all age groups were Influenza Like Illness 22763 (57.3%) and Acute Diarrhea 10387 (26.15%).
- Of the 39724 total reported cases, 50.35% (20000) were female, and 44.56% (17701) were children under 5 years old
- Children under 5 years of age 57.22% of cases are ILI, and ILI representing 57.37% of the cases above 5 years during this reporting period (Figure 3)
- The proportional morbidity of ILI is 9.85% and the upwards trend was observed: 1.26% from the previous week (Figure 4)
- The proportional morbidity of AD is 4.49% and the upwards trend was observed: 0.78% from the previous week (Figure 4)

Figure 3: Proportional morbidity by age group

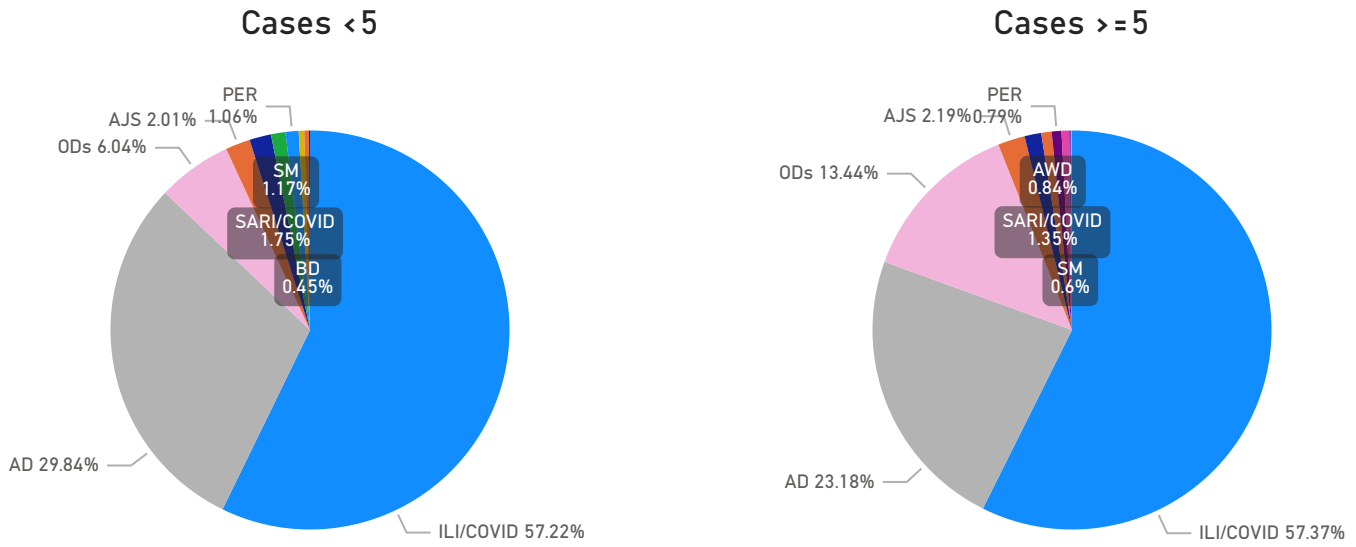
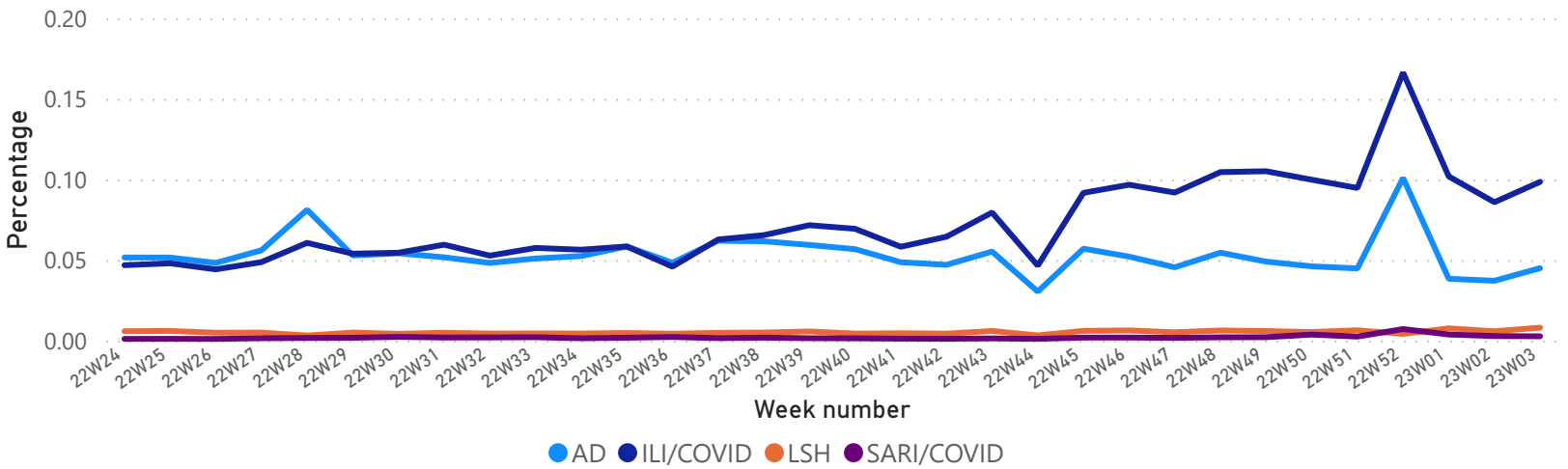


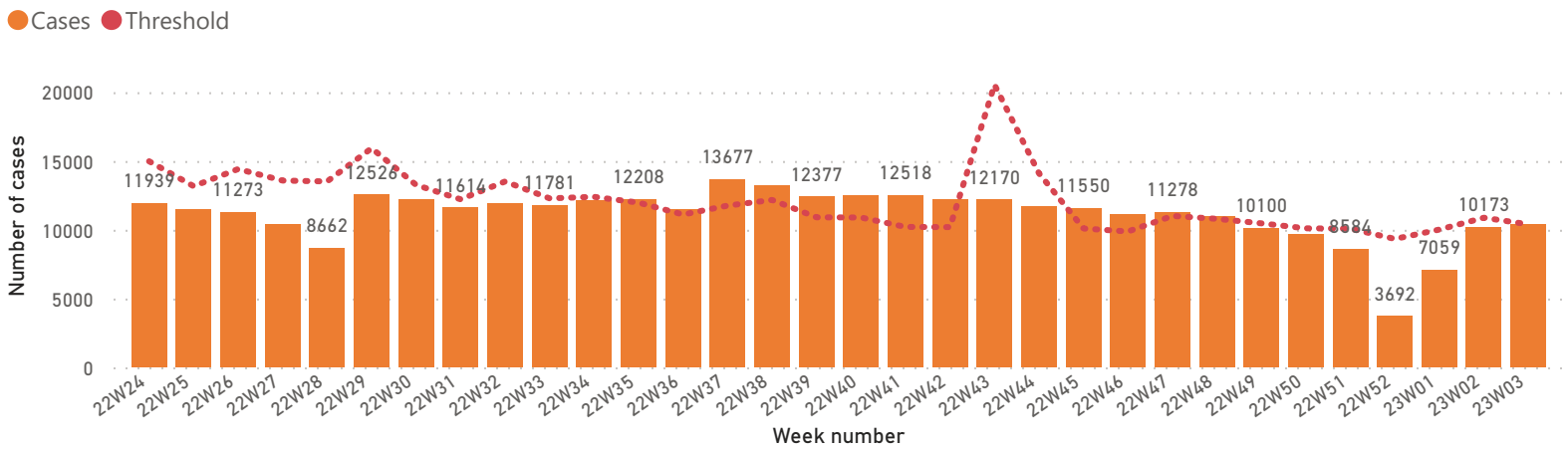
Figure 4: Proportion of Morbidity of top 4 diseases among the total consultation by week



1. Waterborne Diseases

- There was 253 case of acute watery diarrhea (AWD)
- A total of 10387 AD cases were reported during this week

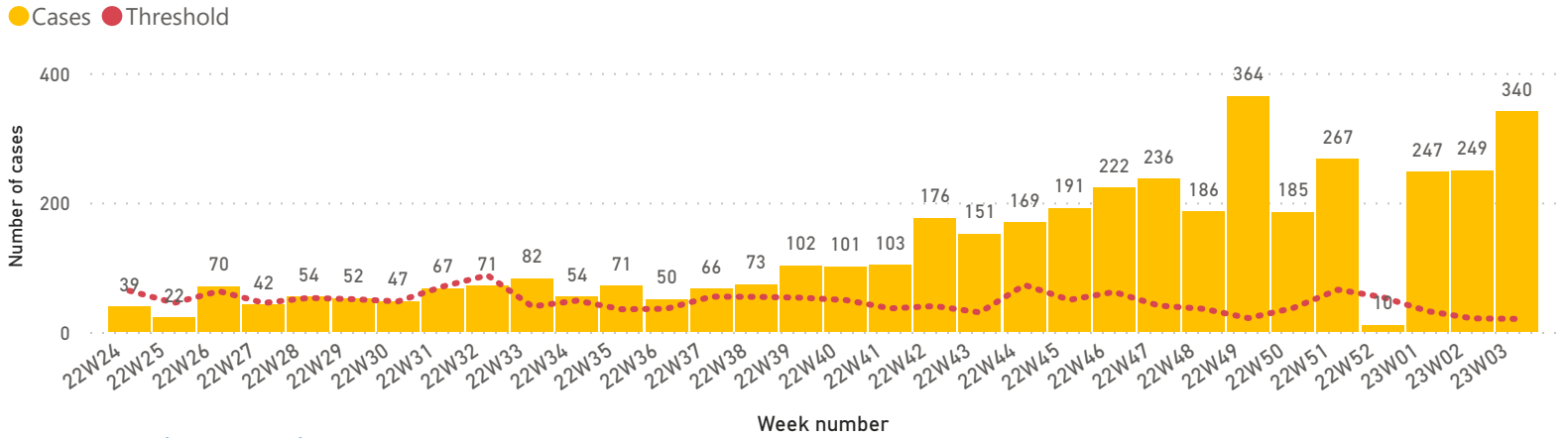
Figure 5: Number of acute diarrhea by week



2. Vaccine Preventable Diseases

- 3 cases of acute flaccid paralysis (AFP) were reported in this week
- Number of suspected measles in thre reporting week was (340) cases. Most cases were reported from Ar-Raqqa (207) Deir-ez-Zor (106) Al-Hasakeh (10) Idleb (5) Rural Damascus (3) Daraa (3) Hama (2) Damascus (2) Aleppo (2).

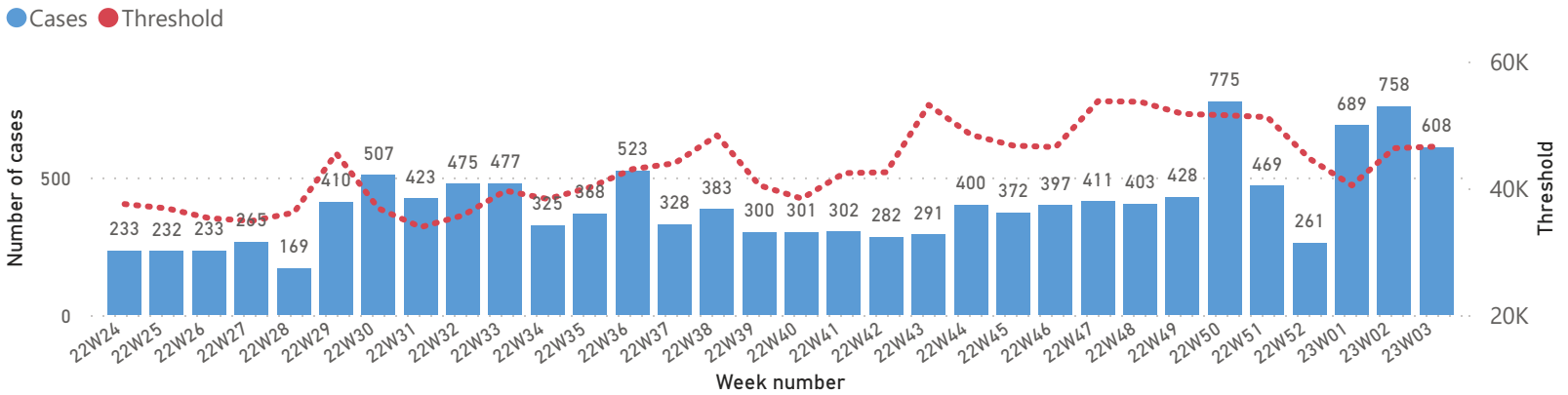
Figure 6: Suspected measles cases by week



3. Respiratory Diseases

- In total, 22763 ILI cases were reported during week.
- In total, 608 SARI cases were reported, and the trend is shown in (Figure 7). Most of the cases were reported from Al-Hasakeh (136) Hama (123) Aleppo (112) Tartous (58) Deir-ez-Zor (49) Damascus (42) Lattakia (27) Homs (26) Ar-Raqqa (22) Quneitra (9) As-Sweida (2) Daraa (1) Rural Damascus (1)

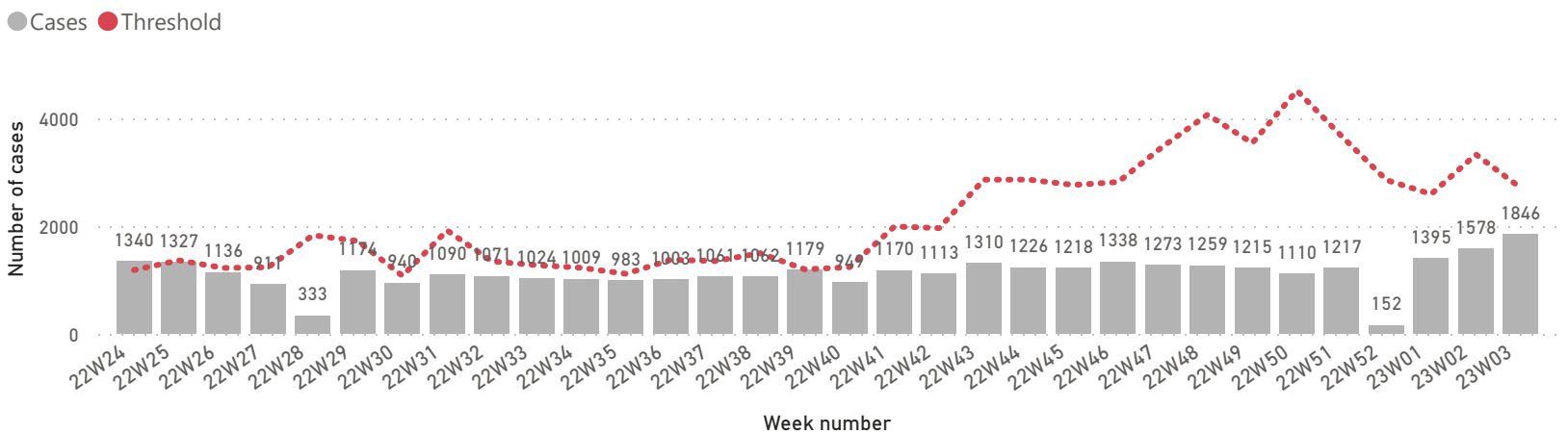
Figure 7: SARI cases by week



4. Other Diseases

- 4028 cases were reported as "other diseases" through EWARS. The health conditions with the highest incidents were Leishmaniasis (1846) Lice (1040) and Scabis (436)
- During this week, most of suspected leishmaniasis cases were reported from Aleppo (987) Hama (243) Deir-ez-Zor (229)

Figure 8: Suspected Leishmaniasis cases by week



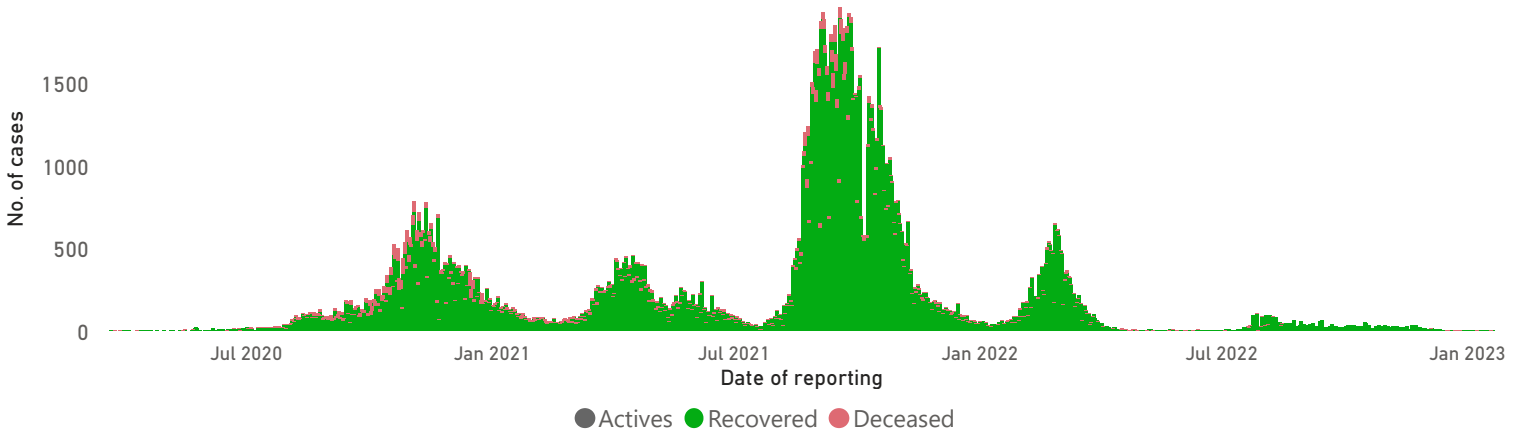
COVID-19

- As of 21 January 2023, a total of 57450 confirmed cases – in 14 governorates, Damascus (11238) (19.56%), Lattakia (9864) (17.17%), Aleppo (8755) (15.24%), Homs (6167) (10.73%), Rural Damascus (5272) (9.18%), Tartous (4016) (6.99%), Dar'a (3312) (5.77%), As-Sweida (3034) (5.28%), Hama (2869) (4.99%), Al-Hasakeh (1046) (1.82%), Quneitra (1005) (1.75%), Deir-ez-Zor (840) (1.46%), Ar-Raqqa (25) (0.04%), Idleb (7) (0.01%),

- Number of deaths related to COVID-19 is 3164 in 11 governorates, CFR 5.5%

- A total of 23371 suspected COVID-19 cases were reported by EWARS system, in this week. Most of cases were reported from Deir-ez-Zor (6125), Idleb (3437) and Aleppo (3383)

Figure 9: Confirmed COVID-19 cases by outcome

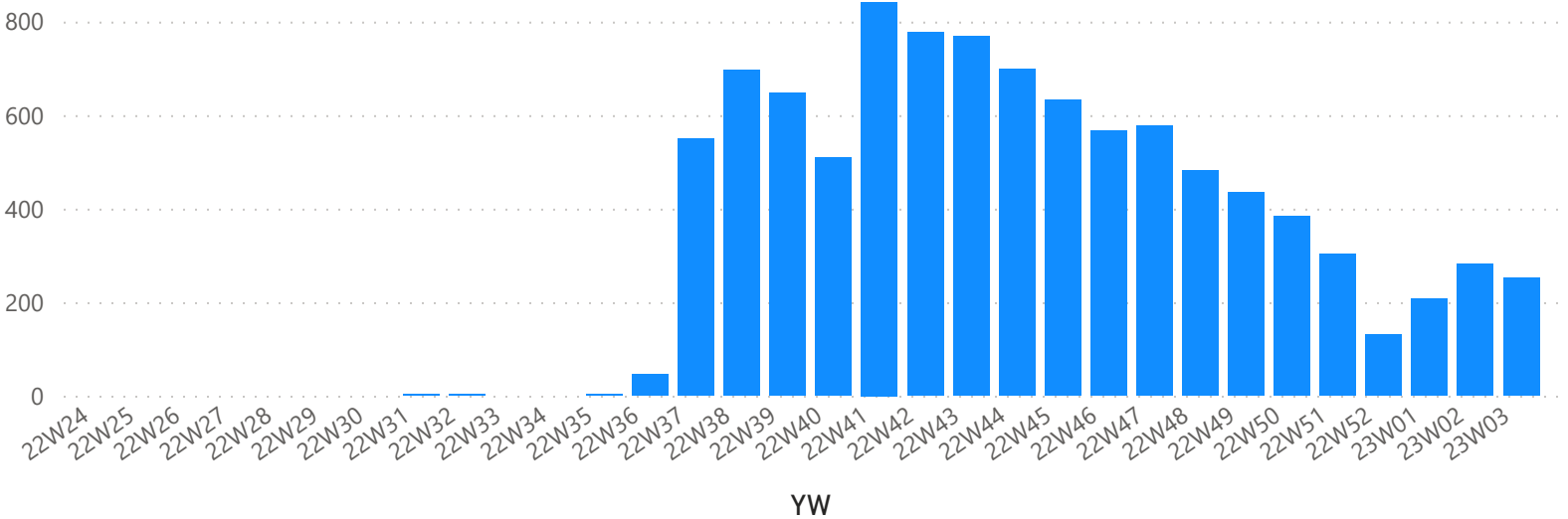


AWD

- A total of 253 AWD cases were reported during this week, and the total number of AWD cases reported since the

the total number of Cholera positive by RDT 1829 , and 157 positive by culture since 25 August 2022.

Figure 10: AWD cases



Comparison with Previous Week by Health

DiseaseName	22W52	23W01	23W02	23W03	Total
Acute bloody diarrhea	40	56	108	114	318
Acute Diarrhea	3,692	7,059	10,173	10,387	31,311
Acute Flaccid Paralysis	0	4	1	3	8
Acute Watery diarrhea (suspected cholera)	130	207	282	253	872
Brucellosis	8	104	107	81	300
chicken pox	24	212	215	217	668
Influenza Like Illness	6,085	18,763	23,542	22,763	71,153
Leishmaniasis	152	1,395	1,578	1,846	4,971
Lice	30	873	1,177	1,040	3,120
Measles and Rubella	10	247	249	340	846
Meningitis	6	40	33	29	108
Mumps	2	14	19	17	52
Others	82	167	205	182	636
Pertussis	87	186	365	361	999
SARI	261	689	758	608	2,316
Scabis	31	347	424	436	1,238
Suspected Hepatitis (Jaundice)	131	720	840	838	2,529
Tuberculosis	2	38	36	38	114
Typhoid Fever	15	204	181	171	571
Total	10,788	31,325	40,293	39,724	122,130

Case Distribution by Age Group, and by Governorate

Week

2022 Week 03 (15 - 21 January 2022)

DiseaseGroup	Aleppo	Al-Hasakeh	Ar-Raqqa	As-Sweida	Damascus	Daraa	Deir-ez-Zor	Hama	Homs	Idleb	Lattakia	Quneitra	Rural Damascus	Tartous	Total
▼ Priority Diseases	4,612	2,479	1,706	62	1,044	933	10,998	708	508	5,733	2,529	356	2,214	1,453	35,335
Suspected Hepatitis (Jaundice)	65	3	286	0	13	7	252	42	16	45	30	6	13	60	838
Less than 5 years	18	2	148	0	1	4	131	14	1	25	2	5	0	4	355
5 years or more	47	1	138	0	12	3	121	28	15	20	28	1	13	56	483
SARI	112	136	22	2	42	1	49	123	26	0	27	9	1	58	608
Less than 5 years	65	74	20	0	5	0	26	88	4	0	13	0	0	15	310
5 years or more	47	62	2	2	37	1	23	35	22	0	14	9	1	43	298
Meningitis	0	0	6	0	0	4	2	3	0	12	0	0	1	1	29
Less than 5 years	0	0	3	0	0	3	2	2	0	2	0	0	1	0	13
5 years or more	0	0	3	0	0	1	0	1	0	10	0	0	0	1	16
Measles and Rubella	2	10	207	0	2	3	106	2	0	5	0	0	3	0	340
Less than 5 years	1	9	128	0	2	2	60	2	0	1	0	0	2	0	207
5 years or more	1	1	79	0	0	1	46	0	0	4	0	0	1	0	133
Influenza Like Illness	3,271	1,797	764	26	705	701	6,076	364	384	3,437	2,066	259	1,795	1,118	22,763
Less than 5 years	1,179	612	340	4	220	247	3,332	200	146	1,751	949	113	704	332	10,129
5 years or more	2,092	1,185	424	22	485	454	2,744	164	238	1,686	1,117	146	1,091	786	12,634
Acute Watery diarrhea (suspected cholera)	13	3	0	0	0	0	224	4	0	9	0	0	0	0	253
Less than 5 years	8	3	0	0	0	0	54	1	0	2	0	0	0	0	68
5 years or more	5	0	0	0	0	0	170	3	0	7	0	0	0	0	185
Acute Flaccid Paralysis	0	0	0	0	0	1	0	1	0	0	0	0	0	1	3
Less than 5 years	0	0	0	0	0	0	0	0	0	0	0	0	0	1	1
5 years or more	0	0	0	0	0	1	0	1	0	0	0	0	0	0	2
Acute Diarrhea	1,149	517	395	34	282	207	4,228	166	82	2,225	406	82	399	215	10,387
Less than 5 years	555	249	200	5	156	87	2,379	80	39	1,086	168	33	165	80	5,282
5 years or more	594	268	195	29	126	120	1,849	86	43	1,139	238	49	234	135	5,105
Acute bloody diarrhea	0	13	26	0	0	9	61	3	0	0	0	0	2	0	114
Less than 5 years	0	5	10	0	0	4	57	3	0	0	0	0	0	0	79
5 years or more	0	8	16	0	0	5	4	0	0	0	0	0	2	0	35
Other Diseases	1,543	215	90	0	14	109	871	403	94	843	62	24	109	12	4,389
Typhoid Fever	4	1	46	0	0	14	49	2	0	52	0	0	3	0	171
Less than 5 years	1	0	1	0	0	0	6	0	0	38	0	0	0	0	46
5 years or more	3	1	45	0	0	14	43	2	0	14	0	0	3	0	125
Tuberculosis	26	0	0	0	0	1	0	0	0	1	4	0	5	1	38
Less than 5 years	0	0	0	0	0	0	0	0	0	0	0	0	0	0	0
5 years or more	26	0	0	0	0	1	0	0	0	1	4	0	5	1	38
Scabis	109	10	0	0	3	12	153	44	32	27	13	2	31	0	436
Less than 5 years	15	4	0	0	0	3	18	6	6	3	2	1	5	0	63
5 years or more	94	6	0	0	3	9	135	38	26	24	11	1	26	0	373
Pertussis	1	0	6	0	0	0	312	0	0	42	0	0	0	0	361
Less than 5 years	1	0	3	0	0	0	168	0	0	16	0	0	0	0	188
5 years or more	0	0	3	0	0	0	144	0	0	26	0	0	0	0	173
Others	10	27	0	0	0	57	38	2	13	0	5	11	17	2	182
Less than 5 years	4	12	0	0	0	18	21	1	1	0	0	10	0	0	67
5 years or more	6	15	0	0	0	39	17	1	12	0	5	1	17	2	115
Mumps	0	0	0	0	0	0	1	2	2	12	0	0	0	0	17
Less than 5 years	0	0	0	0	0	0	0	1	1	0	0	0	0	0	2
5 years or more	0	0	0	0	0	0	1	1	1	12	0	0	0	0	15
Lice	394	1	3	0	3	7	56	80	15	459	7	3	12	0	1,040
Less than 5 years	83	0	0	0	0	3	13	11	0	204	0	2	1	0	317
5 years or more	311	1	3	0	3	4	43	69	15	255	7	1	11	0	723
Leishmaniasis	987	171	19	0	0	0	229	243	29	108	29	0	22	9	1,846
Less than 5 years	201	74	3	0	0	0	107	44	2	40	0	0	3	1	475
5 years or more	786	97	16	0	0	0	122	199	27	68	29	0	19	8	1,371
chicken pox	11	3	5	0	7	14	19	11	2	120	4	8	13	0	217
Less than 5 years	4	2	1	0	5	0	7	4	1	55	2	7	5	0	93
5 years or more	7	1	4	0	2	14	12	7	1	65	2	1	8	0	124
Brucellosis	1	2	11	0	1	4	14	19	1	22	0	0	6	0	81
Less than 5 years	0	0	2	0	0	0	0	0	0	3	0	0	1	0	6
5 years or more	1	2	9	0	1	4	14	19	1	19	0	0	5	0	75
Total	6,155	2,694	1,796	62	1,058	1,042	11,869	1,111	602	6,576	2,591	380	2,323	1,465	39,724