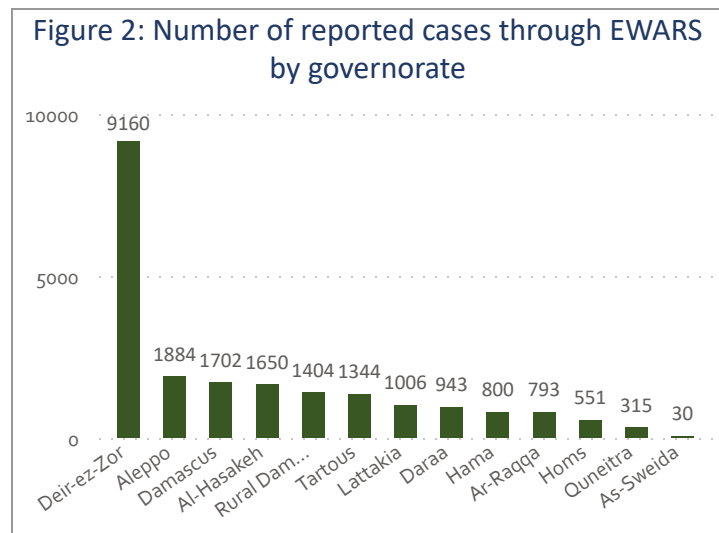
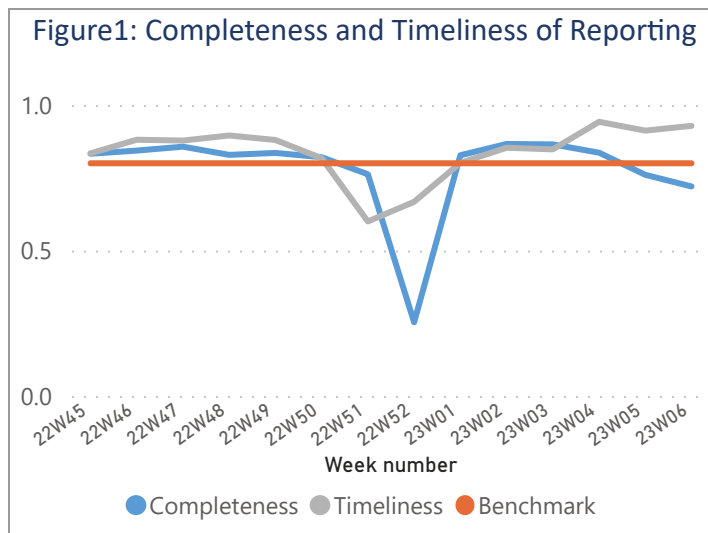


Highlights

- A total of 112,884 consultations were recorded in all the 14 governorates
- The leading causes of morbidity among all age groups were Influenza Like Illness 13180 (61.07%) and Acute Diarrhea 5555 (25.74%).
- A total of 24 AWD cases were reported during this week, and the total number of AWD cases reported since the start of the outbreak is 10034 (25 August 2022).
- MoH reported 0 confirmed cases of COVID-19, the cumulative number of COVID-19 confirmed cases is 57453 since the start of pandemic.
- 3 AFP cases reported in Deir-ez-Zor (1) Homs (1) Hama (1).
- 168 suspected measles cases in Deir-ez-Zor (104) Ar-Raqqa (48) Al-Hasakeh (9) Lattakia (2) Aleppo (2) Tartous (1) Hama (1) Daraa (1)

Performance Indicators

- A total of 1079 out of 1498 active reporting sites (72.03%) in all 14 governorates of Syria reported through EWARS, with 92.86% timeliness among those sites providing data during the week (Figure 1)



Morbidity

- A total of 112,884 consultations were recorded in 1079 health facilities in 14 governorates. Among them, 21582 cases were EWARS notifiable health conditions (Figure 2)
- The leading causes of morbidity among all age groups were Influenza Like Illness 13180 (61.07%) and Acute Diarrhea 5555 (25.74%).
- Of the 21582 total reported cases, 47.66% (10285) were female, and 46.33% (9999) were children under 5 years old
- Children under 5 years of age 59.73% of cases are ILI, and ILI representing 62.23% of the cases above 5 years during this reporting period (Figure 3)
- The proportional morbidity of ILI is 11.68% and the upwards trend was observed: 0.35% from the previous week (Figure 4)
- The proportional morbidity of AD is 4.92% and the upwards trend was observed: 0.89% from the previous week (Figure 4)

Figure 3: Proportional morbidity by age group

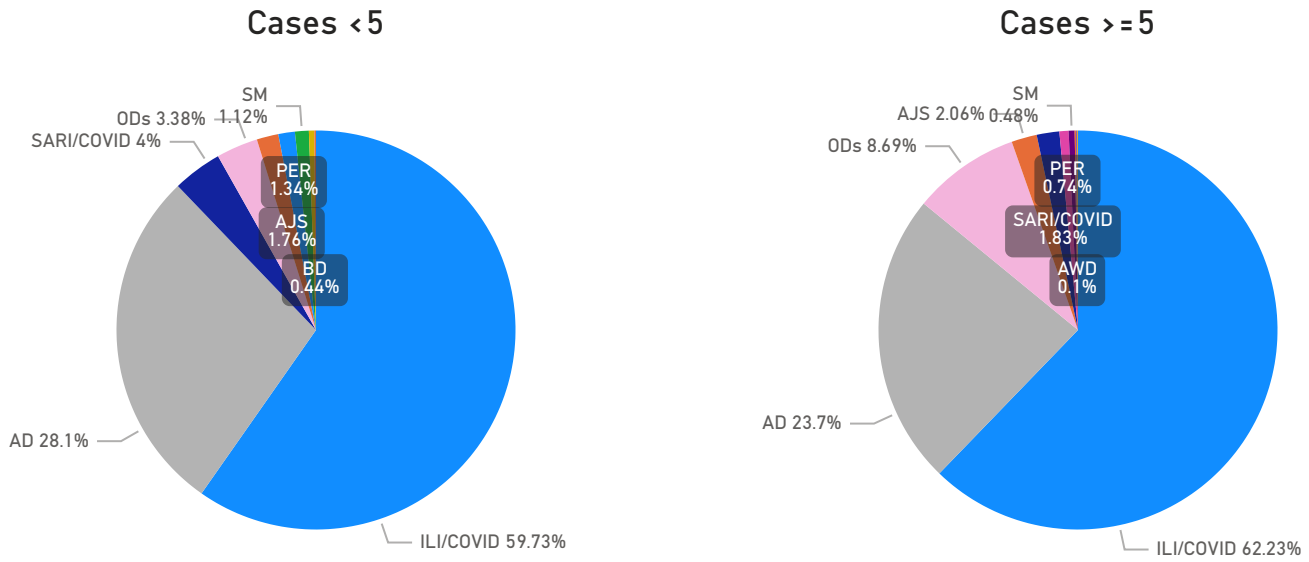
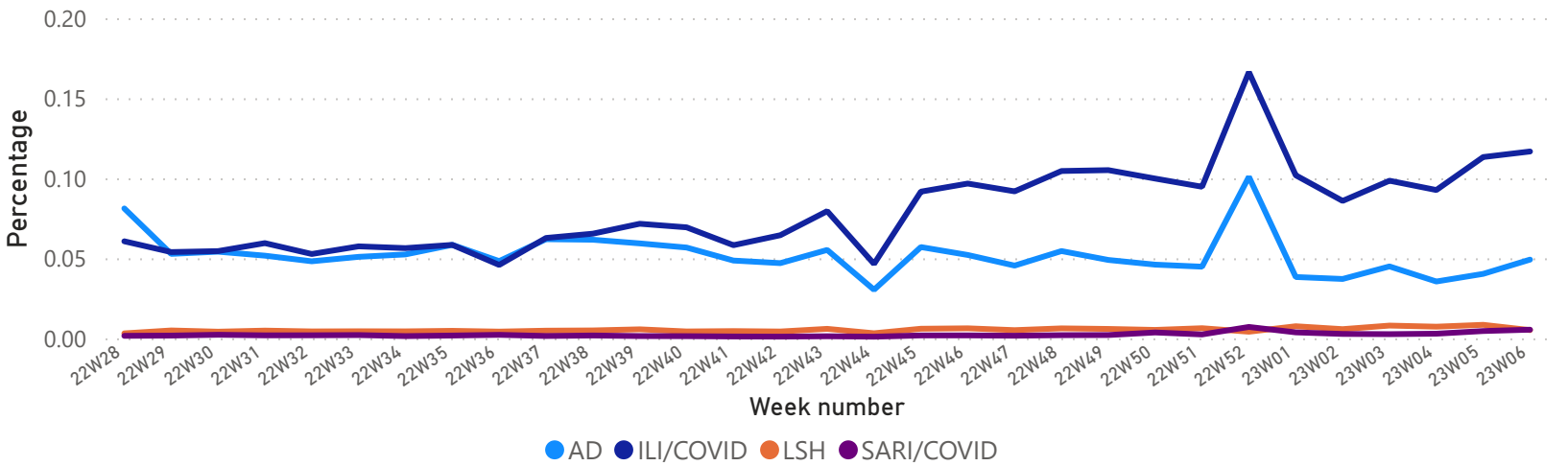


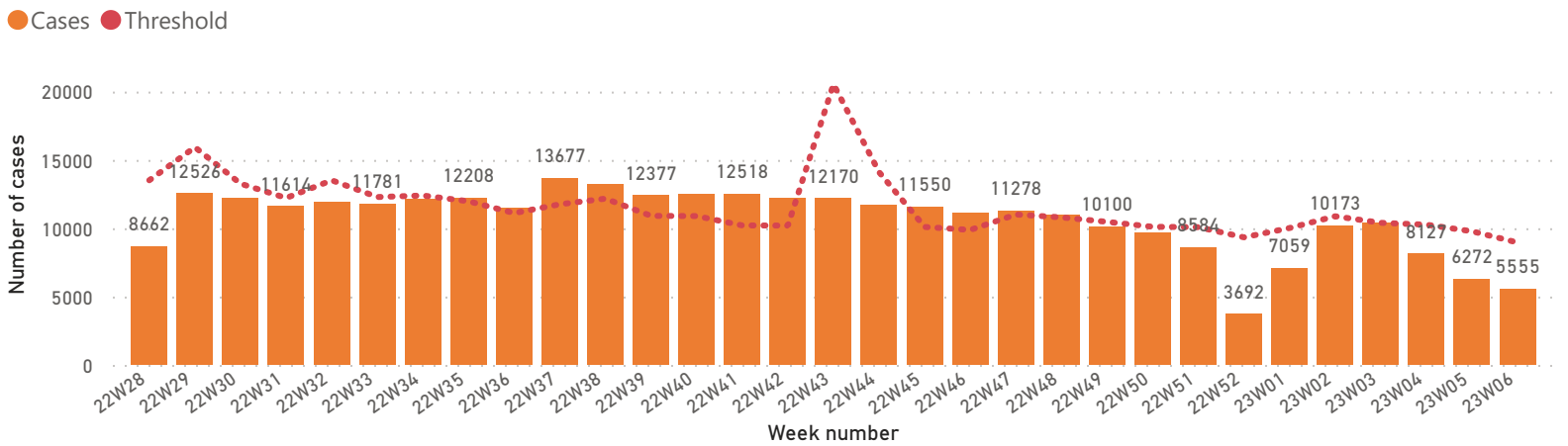
Figure 4: Proportion of Morbidity of top 4 diseases among the total consultation by week



1. Waterborne Diseases

- There was 24 case of acute watery diarrhea (AWD)
- A total of 5555 AD cases were reported during this week

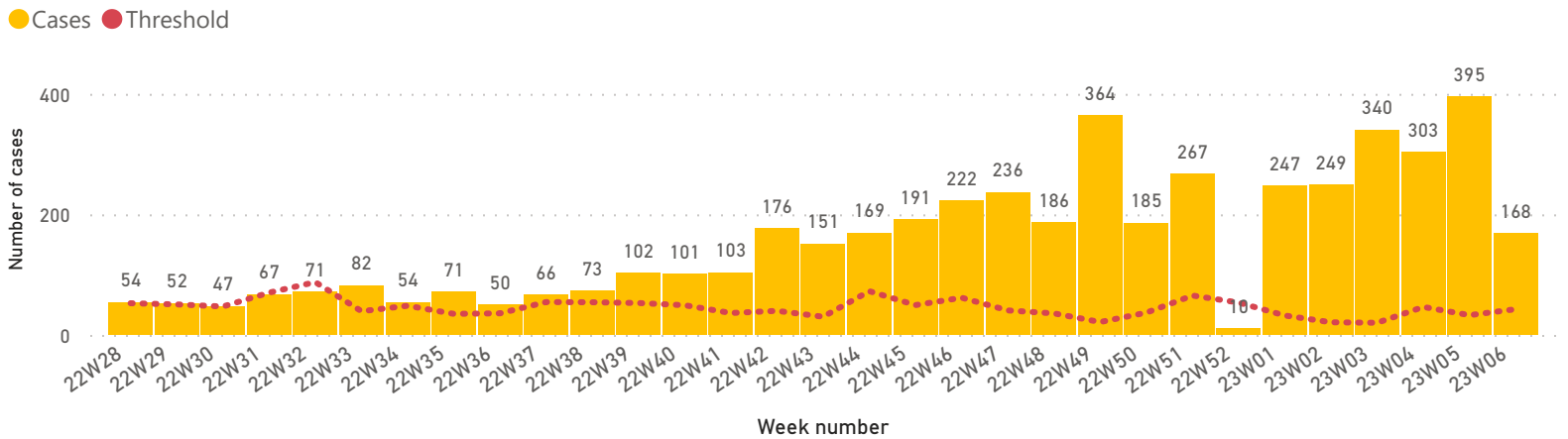
Figure 5: Number of acute diarrhea by week



2. Vaccine Preventable Diseases

- 3 cases of acute flaccid paralysis (AFP) were reported in this week
- Number of suspected measles in thre reporting week was (168) cases. Most cases were reported from Deir-ez-Zor (104) Ar-Raqqa (48) Al-Hasakeh (9) Lattakia (2) Aleppo (2) Tartous (1) Hama (1) Daraa (1).

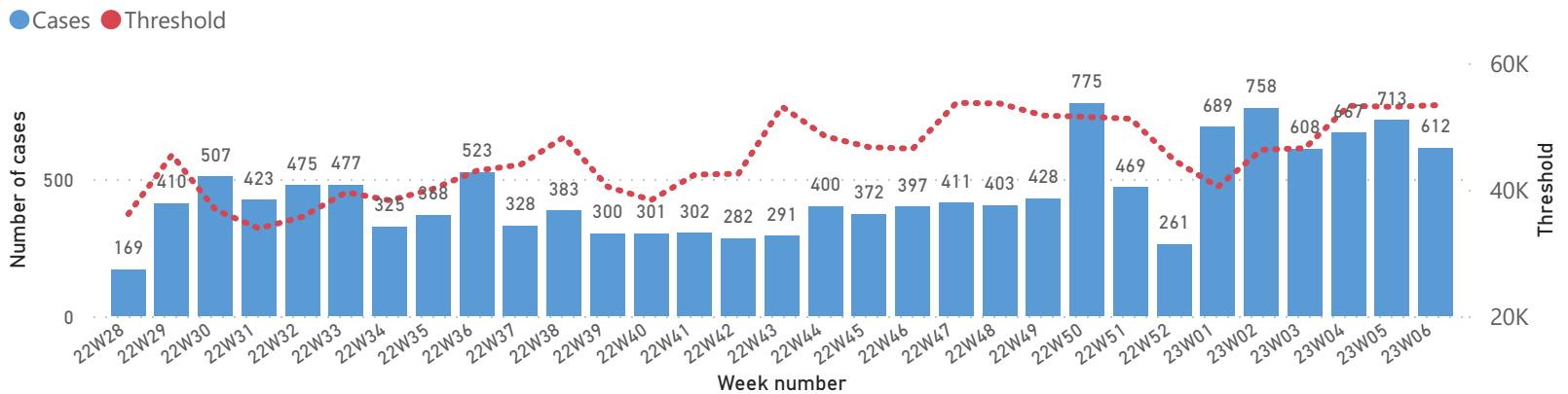
Figure 6: Suspected measles cases by week



3. Respiratory Diseases

- In total, 13180 ILI cases were reported during week.
- In total, 612 SARI cases were reported, and the trend is shown in (Figure 7). Most of the cases were reported from Hama (164) Damascus (98) Tartous (86) Deir-ez-Zor (79) Al-Hasakeh (69) Aleppo (52) Ar-Raqqa (31) Homs (14) Daraa (8) Lattakia (6) Quneitra (5)

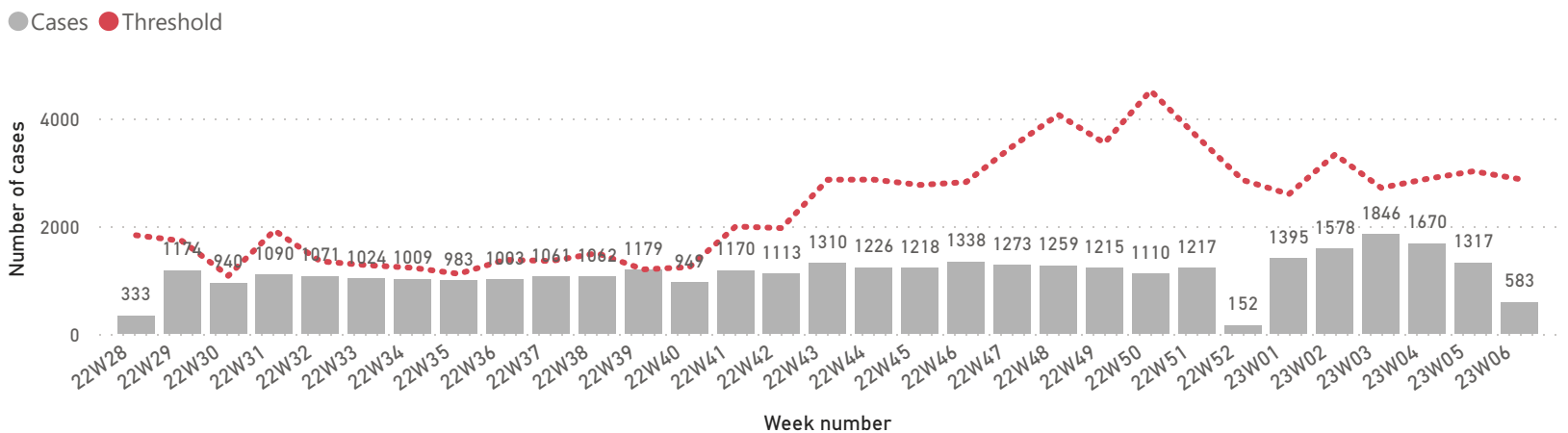
Figure 7: SARI cases by week



4. Other Diseases

- 1344 cases were reported as "other diseases" through EWARS. The health conditions with the highest incidents were Leishmaniasis (583) Scabis (243) and Lice (174)
- During this week, most of suspected leishmaniasis cases were reported from Aleppo (234) Hama (107) Deir-ez-Zor (107)

Figure 8: Suspected Leishmaniasis cases by week



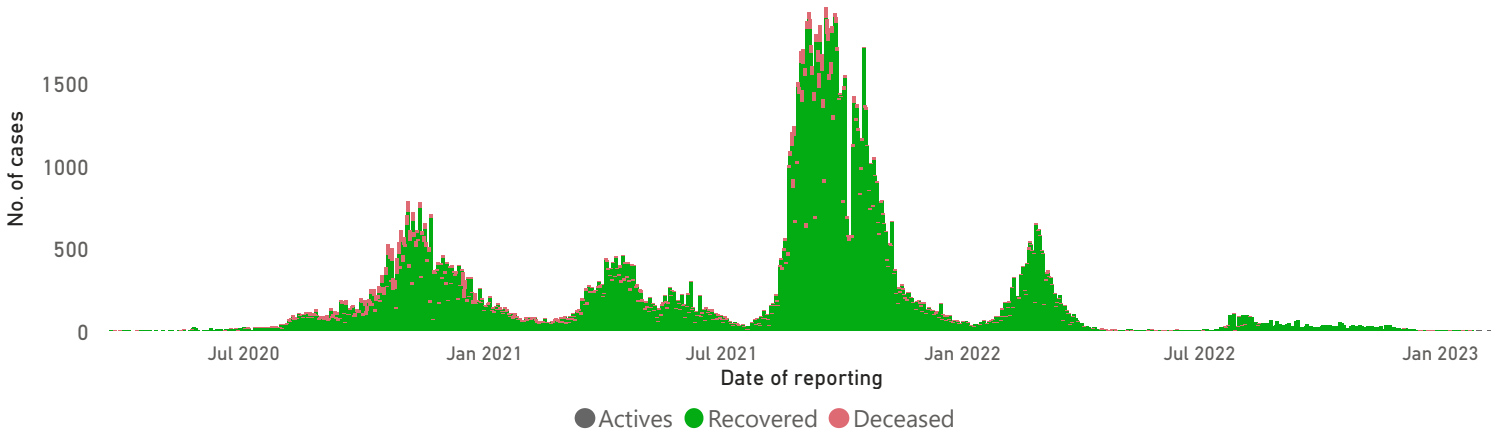
COVID-19

- As of 11 February 2023, a total of 57453 confirmed cases – in 14 governorates, Damascus (11239) (19.56%), Lattakia (9865) (17.17%), Aleppo (8755) (15.24%), Homs (6167) (10.73%), Rural Damascus (5272) (9.18%), Tartous (4017) (6.99%), Dar'a (3312) (5.76%), As-Sweida (3034) (5.28%), Hama (2869) (4.99%), Al-Hasakeh (1046) (1.82%), Quneitra (1005) (1.75%), Deir-ez-Zor (840) (1.46%), Ar-Raqqa (25) (0.04%), Idleb (7) (0.01%),

- Number of deaths related to COVID-19 is 3164 in 11 governorates, CFR 5.5%

- A total of 13792 suspected COVID-19 cases were reported by EWARS system, in this week. Most of cases were reported from Deir-ez-Zor (5121), Damascus (1348) and Rural Damascus (1092)

Figure 9: Confirmed COVID-19 cases by outcome

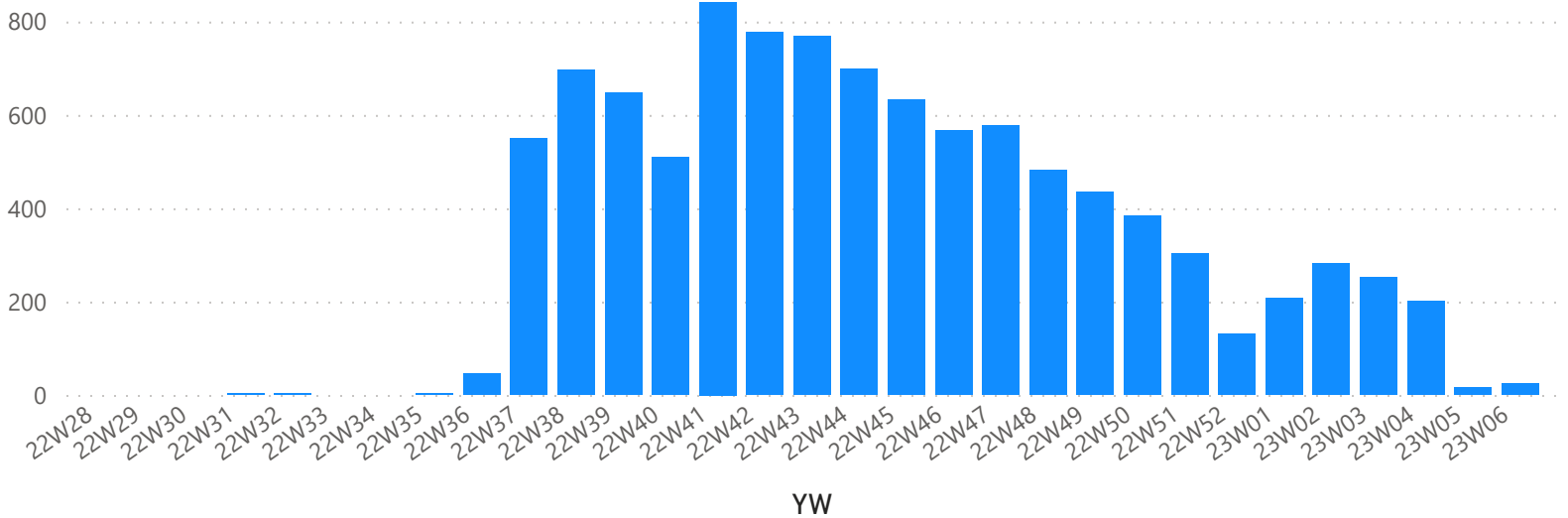


AWD

- A total of 24 AWD cases were reported during this week, and the total number of AWD cases reported since the

the total number of Cholera positive by RDT 1847 , and 163 positive by culture since 25 August 2022.

Figure 10: AWD cases



Comparison with Previous Week by Health

DiseaseName	23W03	23W04	23W05	23W06	Total
Acute bloody diarrhea	114	106	84	53	357
Acute Diarrhea	10,387	8,127	6,272	5,555	30,341
Acute Flaccid Paralysis	3	8	6	3	20
Acute Watery diarrhea (suspected cholera)	253	201	16	24	494
Brucellosis	81	90	81	46	298
chicken pox	217	208	92	73	590
Influenza Like Illness	22,763	21,203	17,629	13,180	74,775
Leishmaniasis	1,846	1,670	1,317	583	5,416
Lice	1,040	750	566	174	2,530
Measles and Rubella	340	303	395	168	1,206
Meningitis	29	23	25	8	85
Mumps	17	9	14	6	46
Others	182	161	229	128	700
Pertussis	361	255	246	220	1,082
SARI	608	667	713	612	2,600
Scabis	436	414	318	243	1,411
Suspected Hepatitis (Jaundice)	838	848	705	415	2,806
Tuberculosis	38	45	40	27	150
Typhoid Fever	171	141	107	64	483
Total	39,724	35,229	28,855	21,582	125,390

Case Distribution by Age Group, and by Governorate

Week

2022 Week 06 (5 - 11 February 2022)

DiseaseGroup	Aleppo	Al-Hasakeh	Ar-Raqqa	As-Sweida	Damascus	Daraa	Deir-ez-Zor	Hama	Homs	Idleb	Lattakia	Quneitra	Rural Damascus	Tartous	Total
▼ Priority Diseases	1,470	1,501	774	29	1,680	894	8,628	578	489	0	985	298	1,359	1,333	20,018
Suspected Hepatitis (Jaundice)	23	2	55	0	16	25	186	14	21	0	3	8	16	46	415
Less than 5 years	6	0	38	0	3	7	103	2	4	0	3	6	4	0	176
5 years or more	17	2	17	0	13	18	83	12	17	0	0	2	12	46	239
SARI	52	69	31	0	98	8	79	164	14	0	6	5	0	86	612
Less than 5 years	46	46	26	0	30	0	50	138	0	0	0	0	0	64	400
5 years or more	6	23	5	0	68	8	29	26	14	0	6	5	0	22	212
Meningitis	0	0	1	0	3	0	0	4	0	0	0	0	0	0	8
Less than 5 years	0	0	0	0	0	0	0	0	0	0	0	0	0	0	0
5 years or more	0	0	1	0	3	0	0	4	0	0	0	0	0	0	8
Measles and Rubella	2	9	48	0	0	1	104	1	0	0	2	0	0	1	168
Less than 5 years	2	7	29	0	0	0	71	0	0	0	2	0	0	1	112
5 years or more	0	2	19	0	0	1	33	1	0	0	0	0	0	0	56
Influenza Like Illness	1,018	1,011	436	28	1,250	632	5,042	243	367	0	861	225	1,092	975	13,180
Less than 5 years	377	363	266	3	591	265	2,585	189	123	0	364	104	409	333	5,972
5 years or more	641	648	170	25	659	367	2,457	54	244	0	497	121	683	642	7,208
Acute Watery diarrhea (suspected cholera)	2	0	0	0	1	0	12	5	0	0	0	4	0	0	24
Less than 5 years	0	0	0	0	0	0	4	4	0	0	0	4	0	0	12
5 years or more	2	0	0	0	1	0	8	1	0	0	0	0	0	0	12
Acute Flaccid Paralysis	0	0	0	0	0	0	1	1	1	0	0	0	0	0	3
Less than 5 years	0	0	0	0	0	0	1	0	0	0	0	0	0	0	1
5 years or more	0	0	0	0	0	0	0	1	1	0	0	0	0	0	2
Acute Diarrhea	372	409	200	1	312	223	3,162	146	86	0	113	56	251	224	5,555
Less than 5 years	169	192	110	0	160	83	1,729	92	26	0	26	23	123	77	2,810
5 years or more	203	217	90	1	152	140	1,433	54	60	0	87	33	128	147	2,745
Acute bloody diarrhea	1	1	3	0	0	5	42	0	0	0	0	0	0	1	53
Less than 5 years	1	0	3	0	0	3	37	0	0	0	0	0	0	0	44
5 years or more	0	1	0	0	0	2	5	0	0	0	0	0	0	1	9
Other Diseases	414	149	19	1	22	49	532	222	62	0	21	17	45	11	1,564
Typhoid Fever	1	0	1	0	0	2	55	3	0	0	0	0	2	0	64
Less than 5 years	1	0	0	0	0	0	3	0	0	0	0	0	0	0	4
5 years or more	0	0	1	0	0	2	52	3	0	0	0	0	2	0	60
Tuberculosis	14	0	0	0	1	0	0	0	0	0	6	0	4	2	27
Less than 5 years	0	0	0	0	0	0	0	0	0	0	0	0	0	0	0
5 years or more	14	0	0	0	1	0	0	0	0	0	6	0	4	2	27
Scabis	44	15	0	0	9	8	85	40	28	0	5	1	3	5	243
Less than 5 years	6	4	0	0	1	5	16	6	8	0	1	1	0	0	48
5 years or more	38	11	0	0	8	3	69	34	20	0	4	0	3	5	195
Pertussis	0	0	1	0	0	0	217	2	0	0	0	0	0	0	220
Less than 5 years	0	0	0	0	0	0	134	0	0	0	0	0	0	0	134
5 years or more	0	0	1	0	0	0	83	2	0	0	0	0	0	0	86
Others	2	38	0	0	0	29	37	2	6	0	0	8	6	0	128
Less than 5 years	0	16	0	0	0	14	19	1	1	0	0	6	1	0	58
5 years or more	2	22	0	0	0	15	18	1	5	0	0	2	5	0	70
Mumps	0	2	0	0	0	1	3	0	0	0	0	0	0	0	6
Less than 5 years	0	0	0	0	0	0	2	0	0	0	0	0	0	0	2
5 years or more	0	2	0	0	0	1	1	0	0	0	0	0	0	0	4
Lice	100	2	0	0	3	1	8	40	0	0	10	2	6	2	174
Less than 5 years	29	2	0	0	0	0	3	3	0	0	1	1	0	1	40
5 years or more	71	0	0	0	3	1	5	37	0	0	9	1	6	1	134
Leishmaniasis	234	88	16	0	2	0	107	107	22	0	0	0	5	2	583
Less than 5 years	32	41	3	0	0	0	59	19	4	0	0	0	0	0	158
5 years or more	202	47	13	0	2	0	48	88	18	0	0	0	5	2	425
chicken pox	17	3	0	1	7	6	4	15	5	0	0	6	9	0	73
Less than 5 years	6	0	0	0	1	1	2	5	3	0	0	5	2	0	25
5 years or more	11	3	0	1	6	5	2	10	2	0	0	1	7	0	48
Brucellosis	2	1	1	0	0	2	16	13	1	0	0	0	10	0	46
Less than 5 years	0	0	0	0	0	0	2	0	1	0	0	0	0	0	3
5 years or more	2	1	1	0	0	2	14	13	0	0	0	0	10	0	43
Total	1,884	1,650	793	30	1,702	943	9,160	800	551	0	1,006	315	1,404	1,344	21,582