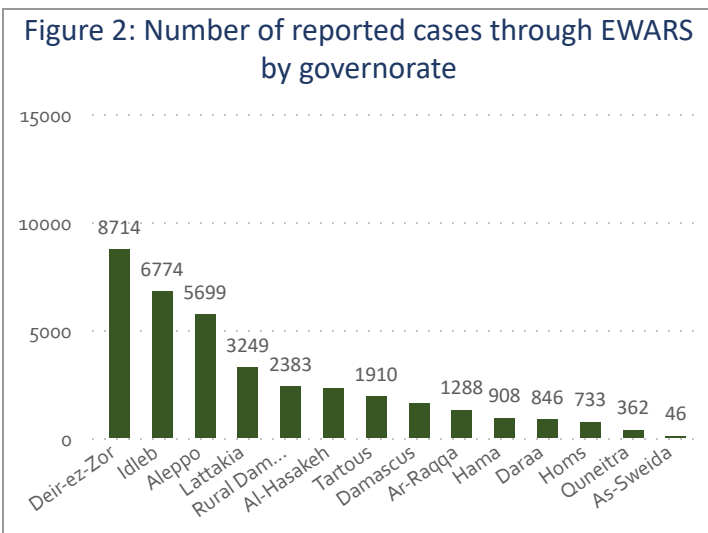
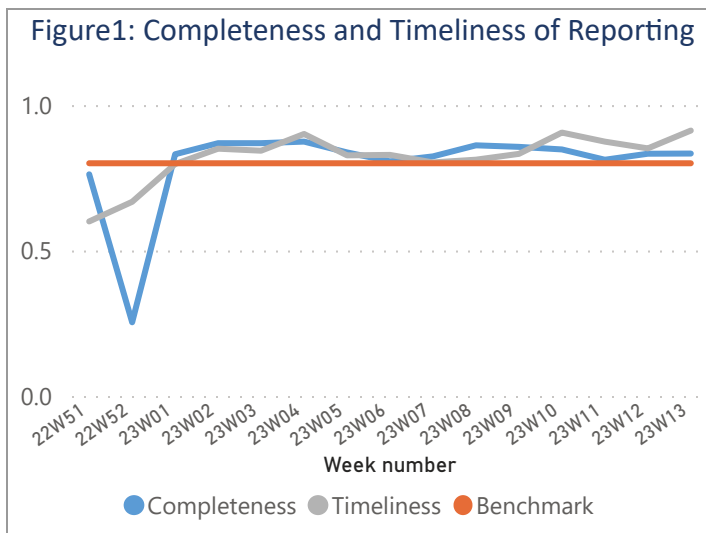


Highlights

- A total of 245,234 consultations were recorded in all the 14 governorates
- The leading causes of morbidity among all age groups were Influenza Like Illness 21,290 (57.8%) and Acute Diarrhea 9,730 (26.41%).
- A total of 17 AWD cases were reported during this week, and the total number of AWD cases reported since the start of the outbreak is 10,403
- MoH reported 7 confirmed cases of COVID-19, the cumulative number of COVID-19 confirmed cases is 57,509 since the start of pandemic.
- 6 AFP cases reported in Rural Damascus (2) Lattakia (2) Damascus (1) Deir-ez-Zor (1).
- 378 suspected measles cases in Al-Hasakeh (216) Ar-Raqqa (81) Deir-ez-Zor (35) Aleppo (34) Idleb (4) Daraa (4) Tartous (1) Rural Damascus (1) As-Sweida (1) Quneitra (1)

Performance Indicators

- A total of 1,291 out of 1549 active reporting sites (83.34%) in all 14 governorates of Syria reported through EWARS, with 91.25% timeliness among those sites providing data during the week (Figure 1)



Morbidity

- A total of 245,234 consultations were recorded in 1,291 health facilities in 14 governorates. Among them, 36,836 cases were EWARS notifiable health conditions (Figure 2)
- The leading causes of morbidity among all age groups were Influenza Like Illness 21,290 (57.8%) and Acute Diarrhea 9,730 (26.41%).
- Of the 36,836 total reported cases, 51.08% (18,816) were female, and 42.48% (15,647) were children under 5 years old
- Children under 5 years of age 56.46% of cases are ILI, and ILI representing 58.79% of the cases above 5 years during this reporting period (Figure 3)
- The proportional morbidity of ILI is 3.1% and the downwards trend was observed: 5.58% from the previous week (Figure 4)
- The proportional morbidity of AD is 1.37% and the downwards trend was observed: 2.6% from the previous week (Figure 4)

Figure 3: Proportional morbidity by age group

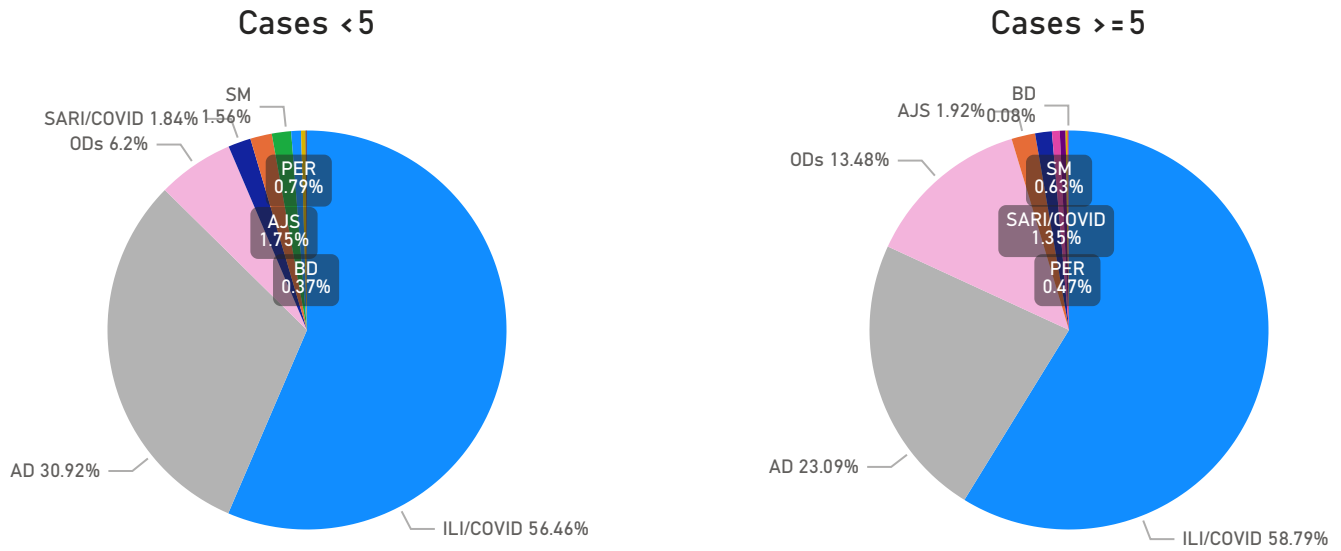
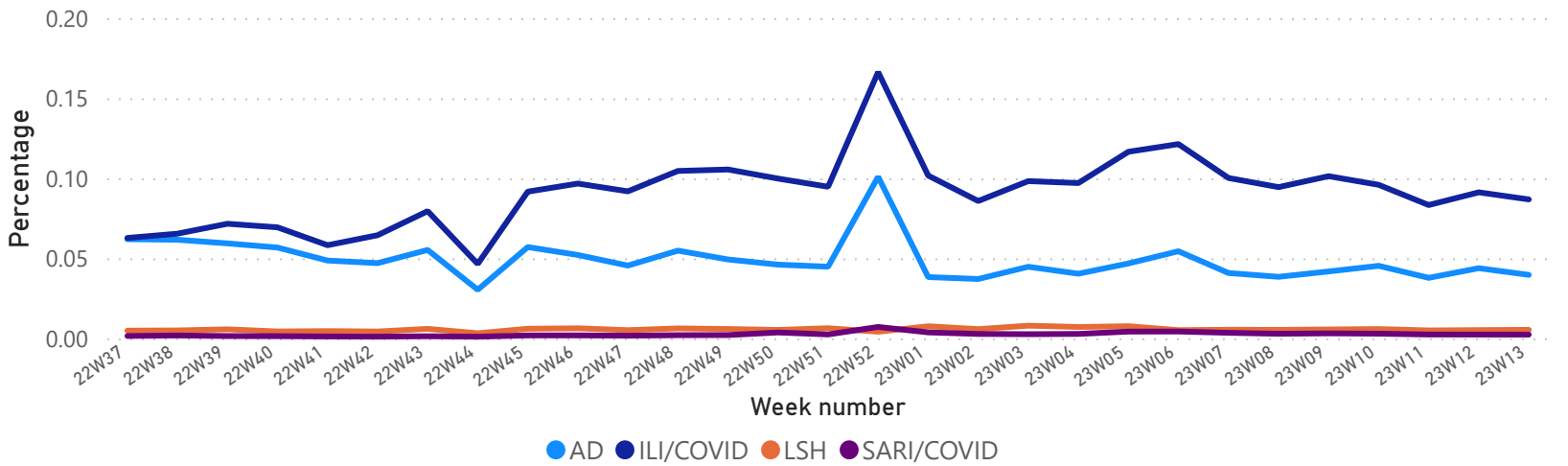


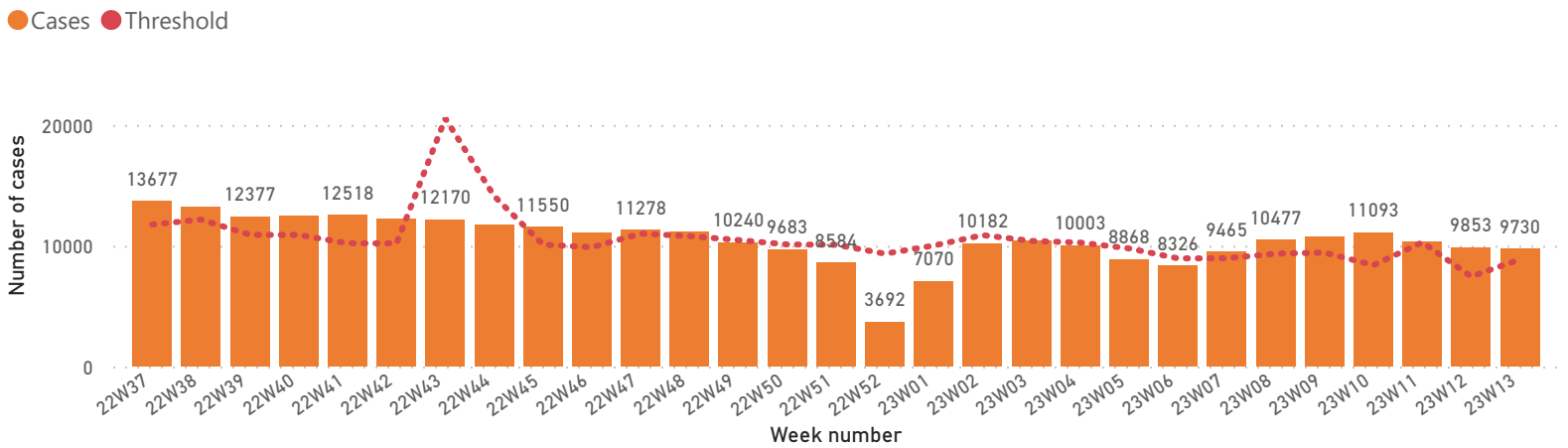
Figure 4: Proportion of Morbidity of top 4 diseases among the total consultation by week



1. Waterborne Diseases

- There was 17 case of acute watery diarrhea (AWD)
- A total of 9,730 AD cases were reported during this week

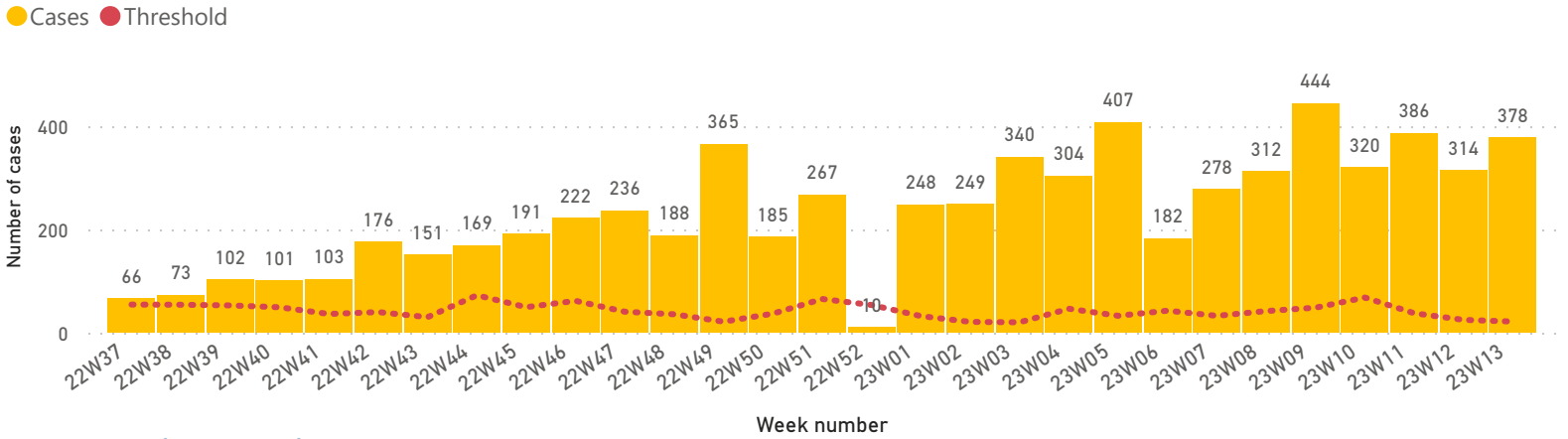
Figure 5: Number of acute diarrhea by week



2. Vaccine Preventable Diseases

- 6 cases of acute flaccid paralysis (AFP) were reported in this week
- Number of suspected measles in thre reporting week was (378) cases. Most cases were reported from Al-Hasakeh (216) Ar-Raqqa (81) Deir-ez-Zor (35) Aleppo (34) Idleb (4) Daraa (4) Tartous (1) Rural Damascus (1) As-Sweida (1) Quneitra (1).

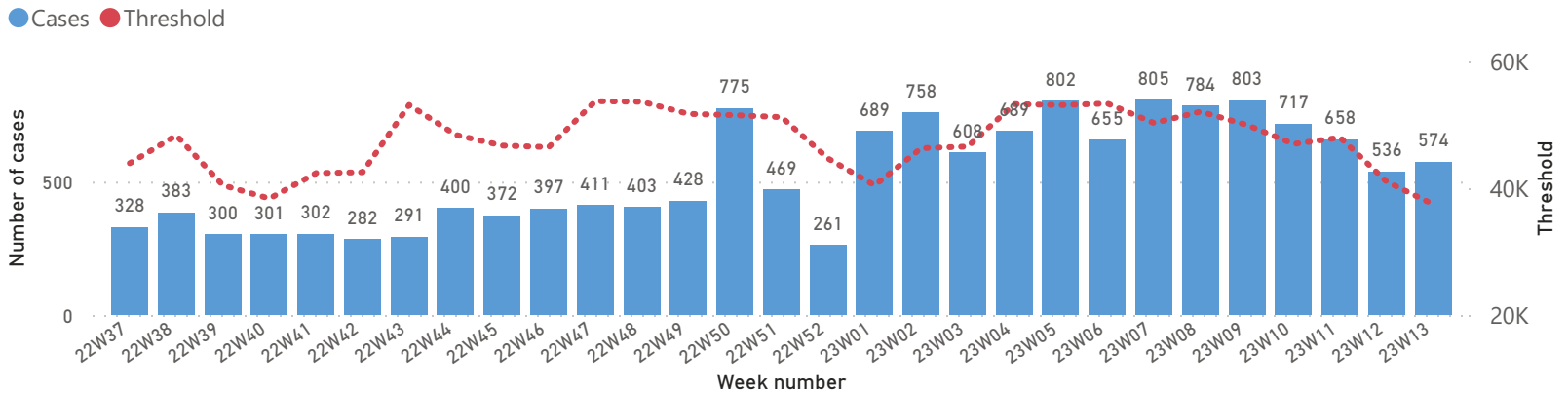
Figure 6: Suspected measles cases by week



3. Respiratory Diseases

- In total, 21,290 ILI cases were reported during week.
- In total, 574 SARI cases were reported, and the trend is shown in (Figure 7). Most of the cases were reported from Damascus (126) Al-Hasakeh (110) Aleppo (85) Hama (85) Deir-ez-Zor (60) Tartous (58) Lattakia (27) Ar-Raqqa (17) (5) Quneitra (1)

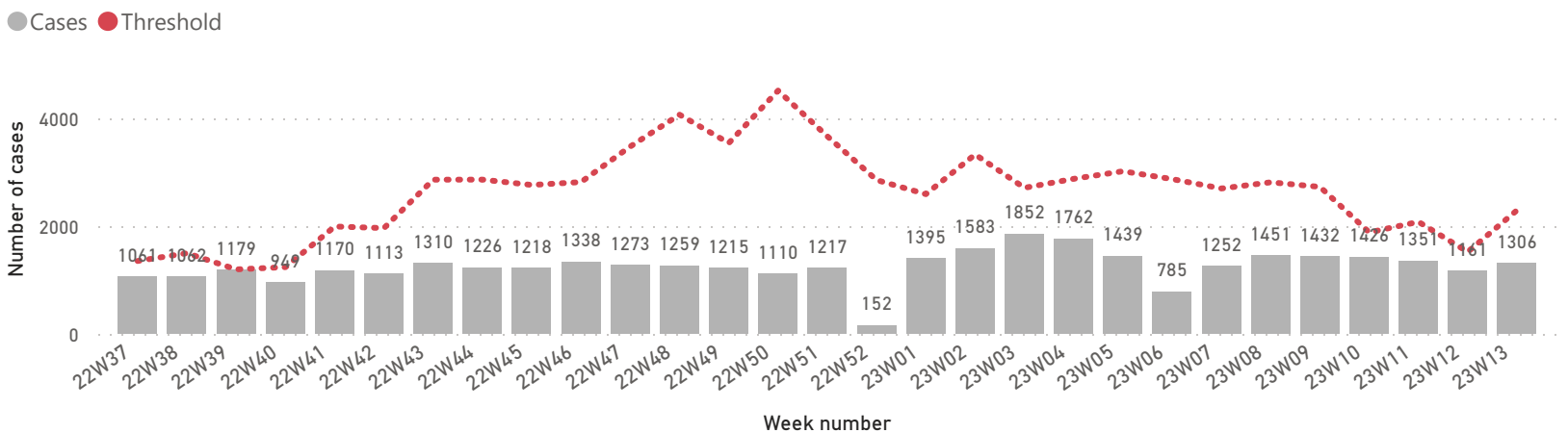
Figure 7: SARI cases by week



4. Other Diseases

- 3,827 cases were reported as "other diseases" through EWARS. The health conditions with the highest incidents were Leishmaniasis (1,306) Lice (1,223) and Scabies (489)
- During this week, most of suspected leishmaniasis cases were reported from Aleppo (785) Hama (195) Idleb (106)

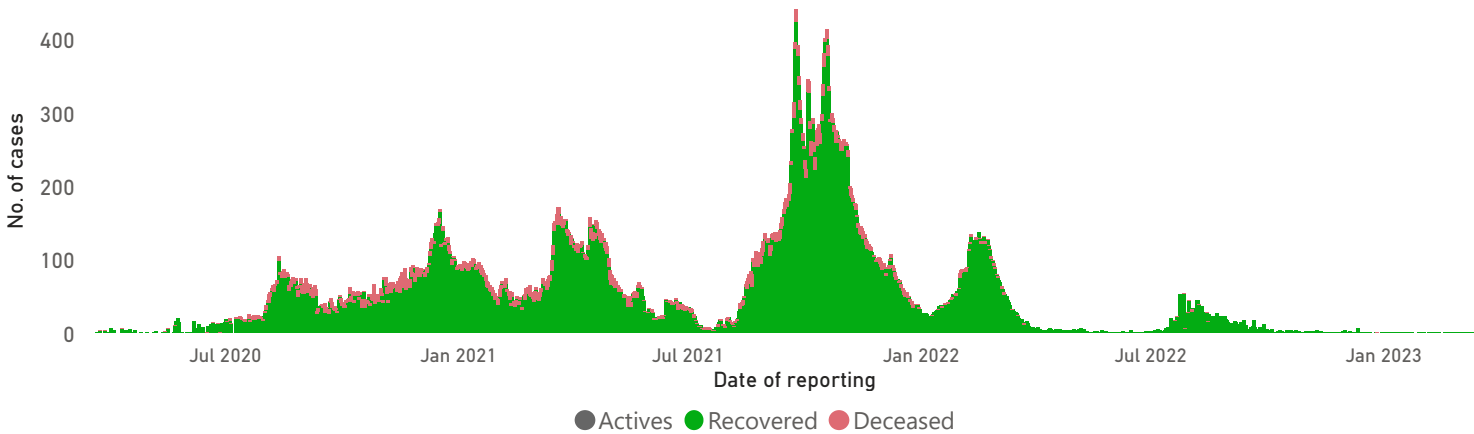
Figure 8: Suspected Leishmaniasis cases by week



COVID-19

- As of 2 April 2023, a total of 57,509 confirmed cases – in 14 governorates, Damascus (11,302) (19.57%), Lattakia (9,868) (17.17%), Aleppo (8,770) (15.25%), Homs (6,168) (10.73%), Rural Damascus (5,273) (9.17%), Tartous (4,026) (7%), Dar'a (3,312) (5.76%), As-Sweida (3,035) (5.28%), Hama (2,869) (4.99%), Al-Hasakeh (1,046) (1.82%), Quneitra (1,005) (1.75%), Deir-ez-Zor (840) (1.46%), Ar-Raqqa (25) (0.04%), Idleb (7) (0.01%),
- Number of deaths related to COVID-19 is 3,164 in 11 governorates, CFR 5.5%

Figure 9: Confirmed COVID-19 cases by outcome

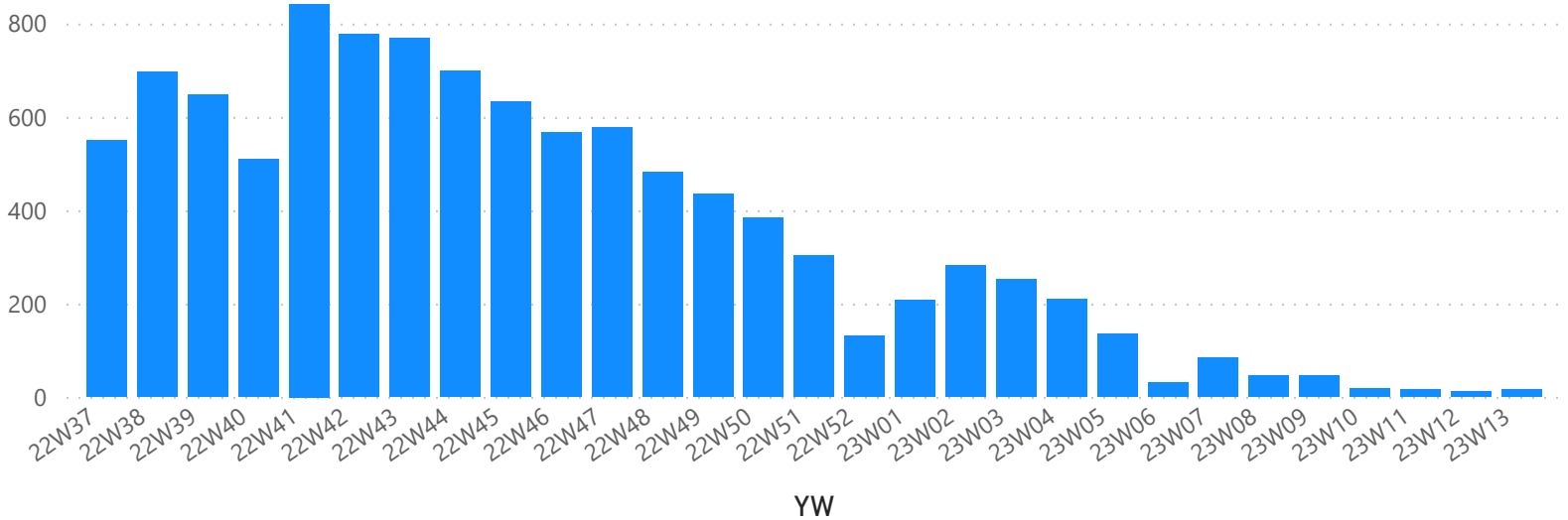


AWD

- A total of 17 AWD cases were reported during this week, and the total number of AWD cases reported since the start of the outbreak is 10403

the total number of RDT tested **positive** is 1,847 , and 164 Culture were tested **positive** since 22 August 2022.

Figure 10: AWD cases



Comparison with Previous Week by Health...

DiseaseName	23W10	23W11	23W12	23W13	Total
Acute bloody diarrhea	100	109	107	74	390
Acute Diarrhea	11,093	10,297	9,853	9,730	40,973
Acute Flaccid Paralysis	6	6	5	6	23
Acute Watery diarrhea (suspected cholera)	18	15	11	17	61
Brucellosis	105	92	126	149	472
chicken pox	171	192	198	195	756
Influenza Like Illness	23,480	22,681	20,510	21,290	87,961
Leishmaniasis	1,426	1,351	1,161	1,306	5,244
Lice	1,781	3,193	1,132	1,223	7,329
Measles and Rubella	320	386	314	378	1,398
Meningitis	31	51	43	36	161
Mumps	13	21	20	23	77
Others	190	176	137	172	675
Pertussis	307	302	311	223	1,143
SARI	717	658	536	574	2,485
Scabis	544	512	429	489	1,974
Suspected Hepatitis (Jaundice)	926	872	911	681	3,390
Tuberculosis	48	47	51	51	197
Typhoid Fever	182	173	217	219	791
Total	41,458	41,134	36,072	36,836	155,500

Case Distribution by Age Group, and by Governorate

Week 2023 Week 13 (27 March - 2 April 2022)

DiseaseGroup	Aleppo	Al-Hasakeh	Ar-Raqqa	As-Sweida	Damascus	Daraa	Deir-ez-Zor	Hama	Homs	Idleb	Lattakia	Quneitra	Rural Damascus	Tartous	Total
▼ Priority Diseases	4,348	2,139	1,209	44	1,442	774	8,087	589	643	5,916	3,075	347	2,274	1,899	32,786
Suspected Hepatitis (Jaundice)	48	1	182	1	17	9	199	24	29	48	42	3	17	61	681
Less than 5 years	13	0	105	0	7	0	103	2	2	23	15	3	1	0	274
5 years or more	35	1	77	1	10	9	96	22	27	25	27	0	16	61	407
SARI	85	110	17	0	126	0	60	85	5	0	27	1	0	58	574
Less than 5 years	21	58	13	0	44	0	32	70	0	0	21	0	0	29	288
5 years or more	64	52	4	0	82	0	28	15	5	0	6	1	0	29	286
Meningitis	3	0	3	0	2	4	1	3	2	14	0	0	1	3	36
Less than 5 years	1	0	1	0	0	4	1	0	0	3	0	0	0	2	12
5 years or more	2	0	2	0	2	0	0	3	2	11	0	0	1	1	24
Measles and Rubella	34	216	81	1	0	4	35	0	0	4	0	1	1	1	378
Less than 5 years	24	131	61	1	0	4	21	0	0	1	0	0	1	0	244
5 years or more	10	85	20	0	0	0	14	0	0	3	0	1	0	1	134
Influenza Like Illness	3,213	1,411	583	33	1,021	487	4,502	250	476	3,382	2,360	267	1,854	1,451	21,290
Less than 5 years	1,049	576	286	3	313	139	2,442	145	170	1,742	830	115	609	415	8,834
5 years or more	2,164	835	297	30	708	348	2,060	105	306	1,640	1,530	152	1,245	1,036	12,456
Acute Watery diarrhea (suspected cholera)	5	1	0	0	0	0	0	0	0	11	0	0	0	0	17
Less than 5 years	0	0	0	0	0	0	0	0	0	1	0	0	0	0	1
5 years or more	5	1	0	0	0	0	0	0	0	10	0	0	0	0	16
Acute Flaccid Paralysis	0	0	0	0	1	0	1	0	0	0	2	0	2	0	6
Less than 5 years	0	0	0	0	1	0	1	0	0	0	1	0	1	0	4
5 years or more	0	0	0	0	0	0	0	0	0	0	1	0	1	0	2
Acute Diarrhea	960	397	329	9	275	265	3,237	227	131	2,457	644	75	399	325	9,730
Less than 5 years	423	208	185	5	92	124	1,785	137	49	1,221	293	40	158	118	4,838
5 years or more	537	189	144	4	183	141	1,452	90	82	1,236	351	35	241	207	4,892
Acute bloody diarrhea	0	3	14	0	0	5	52	0	0	0	0	0	0	0	74
Less than 5 years	0	1	6	0	0	4	47	0	0	0	0	0	0	0	58
5 years or more	0	2	8	0	0	1	5	0	0	0	0	0	0	0	16
Other Diseases	1,351	173	79	2	170	72	627	319	90	858	174	15	109	11	4,050
Typhoid Fever	5	3	28	0	0	16	95	6	0	60	0	0	6	0	219
Less than 5 years	1	0	0	0	0	1	18	0	0	38	0	0	0	0	58
5 years or more	4	3	28	0	0	15	77	6	0	22	0	0	6	0	161
Tuberculosis	26	0	0	0	2	0	0	0	0	1	11	0	10	1	51
Less than 5 years	2	0	0	0	0	0	0	0	0	0	0	0	0	0	2
5 years or more	24	0	0	0	2	0	0	0	0	1	11	0	10	1	49
Scabis	132	39	4	0	24	8	124	38	39	30	39	1	11	0	489
Less than 5 years	24	10	0	0	7	2	29	5	9	1	2	1	1	0	91
5 years or more	108	29	4	0	17	6	95	33	30	29	37	0	10	0	398
Pertussis	0	0	0	0	0	0	191	0	0	32	0	0	0	0	223
Less than 5 years	0	0	0	0	0	0	108	0	0	16	0	0	0	0	124
5 years or more	0	0	0	0	0	0	83	0	0	16	0	0	0	0	99
Others	1	65	0	0	7	30	36	0	6	0	1	5	21	0	172
Less than 5 years	0	12	0	0	7	11	20	0	3	0	0	5	3	0	61
5 years or more	1	53	0	0	0	19	16	0	3	0	1	0	18	0	111
Mumps	3	5	0	0	0	1	0	0	0	14	0	0	0	0	23
Less than 5 years	1	2	0	0	0	0	0	0	0	0	0	0	0	0	3
5 years or more	2	3	0	0	0	1	0	0	0	14	0	0	0	0	20
Lice	376	4	0	0	131	11	59	49	5	470	88	2	28	0	1,223
Less than 5 years	101	0	0	0	2	0	2	3	1	227	21	1	2	0	360
5 years or more	275	4	0	0	129	11	57	46	4	243	67	1	26	0	863
Leishmaniasis	785	40	30	0	4	0	86	195	17	106	28	0	6	9	1,306
Less than 5 years	160	17	5	0	0	0	43	30	2	41	2	0	2	1	303
5 years or more	625	23	25	0	4	0	43	165	15	65	26	0	4	8	1,003
chicken pox	14	13	6	2	1	2	2	0	13	115	5	6	15	1	195
Less than 5 years	6	6	2	0	0	1	1	0	0	51	2	6	4	0	79
5 years or more	8	7	4	2	1	1	1	0	13	64	3	0	11	1	116
Brucellosis	9	4	11	0	1	4	34	31	10	30	2	1	12	0	149
Less than 5 years	1	0	0	0	0	0	4	0	0	4	1	1	2	0	13
5 years or more	8	4	11	0	1	4	30	31	10	26	1	0	10	0	136
Total	5,699	2,312	1,288	46	1,612	846	8,714	908	733	6,774	3,249	362	2,383	1,910	36,836