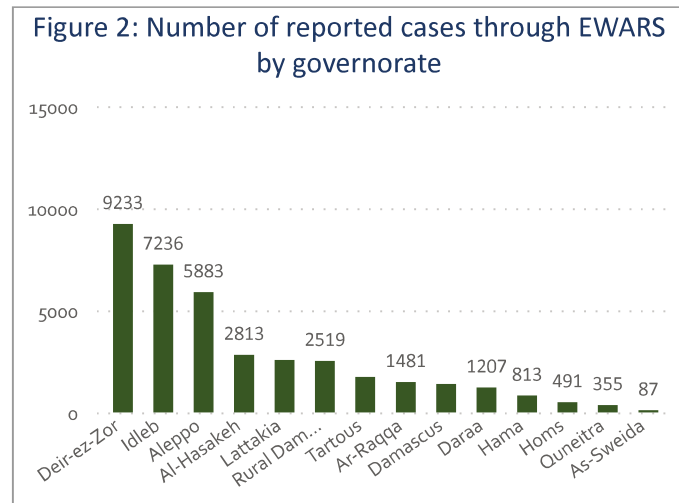
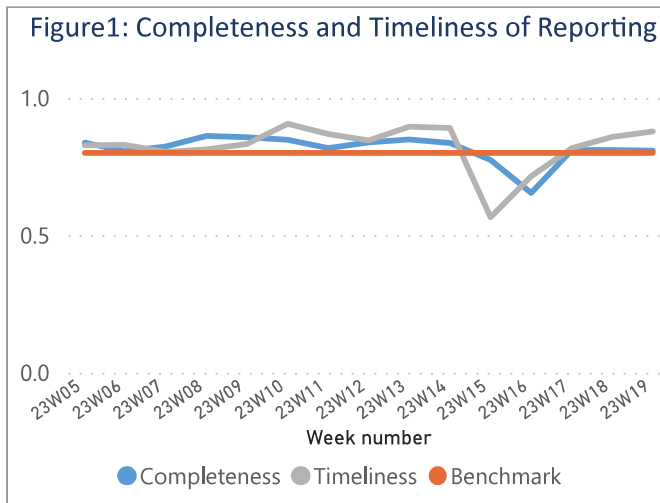


Highlights

- A total of 266,105 consultations were recorded in all the 14 governorates
- The leading causes of morbidity among all age groups were Influenza Like Illness 20,083 (53.14%) and Acute Diarrhea 11,699 (30.96%).
- A total of 15 AWD cases were reported during this week, and the total number of AWD cases reported since the start of the outbreak is 10520
- MoH reported 58 confirmed cases of COVID-19, the cumulative number of COVID-19 confirmed cases is 57,600 since the start of pandemic.
- 4 AFP cases reported in Lattakia (2) Rural Damascus (1) Aleppo (1).
- 310 suspected measles cases in Al-Hasakeh (185) Ar-Raqqa (65) Deir-ez-Zor (22) Aleppo (17) Idlib (8) Damascus (3) Homs (3) Daraa (2) Lattakia (2) Hama (1) Rural Damascus (1) Quneitra (1)

Performance Indicators

- A total of 1,237 out of 1,532 active reporting sites (80.74%) in all 14 governorates of Syria reported through EWARS, with 87.79% timeliness among those sites providing data during the week (Figure 1)



Morbidity

- A total of 266,105 consultations were recorded in 1,237 health facilities in 14 governorates. Among them, 37,792 cases were EWARS notifiable health conditions (Figure 2)
- The leading causes of morbidity among all age groups were Influenza Like Illness 20,083 (53.14%) and Acute Diarrhea 11,699 (30.96%).
- Of the 37,792 total reported cases, 51.3% (19,387) were female, and 43.92% (16,598) were children under 5 years old
- Children under 5 years of age 52.42% of cases are ILI, and ILI representing 53.7% of the cases above 5 years during this reporting period (Figure 3)
- The proportional morbidity of ILI is 7.55% and the downwards trend was observed: 1.13% from the previous week (Figure 4)
- The proportional morbidity of AD is 4.4% and the downwards trend was observed: 0.38% from the previous week (Figure 4)

Figure 3: Proportional morbidity by age group

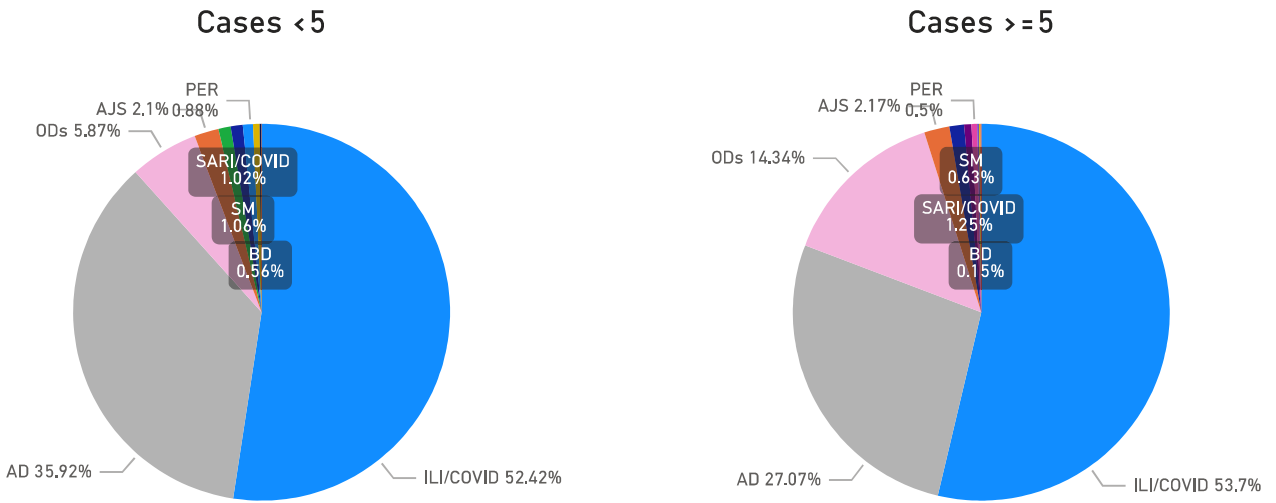
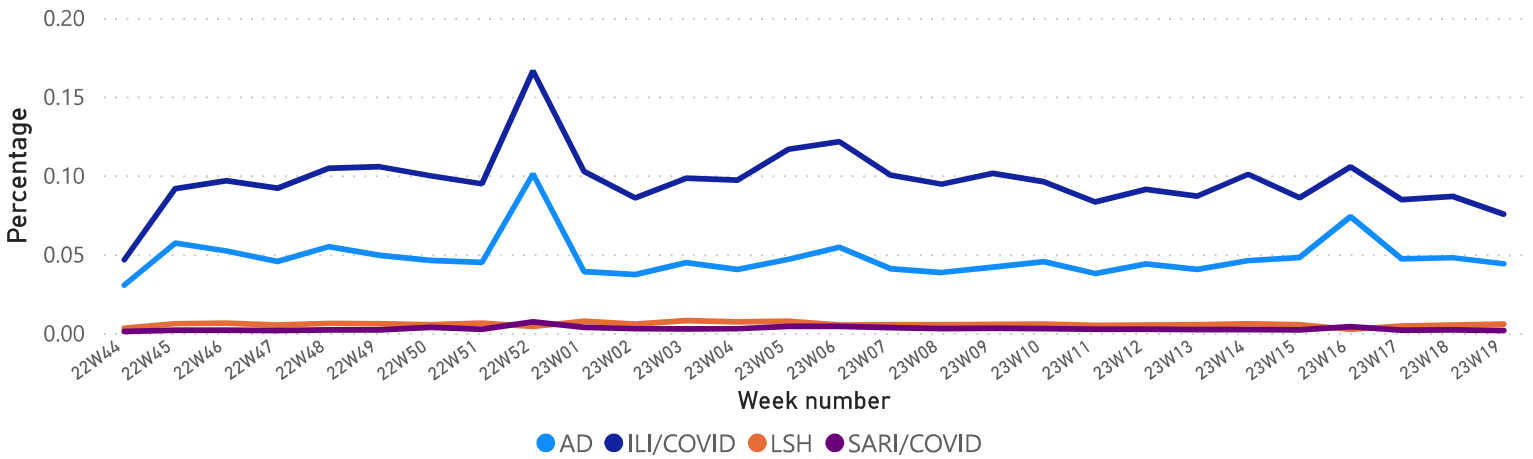


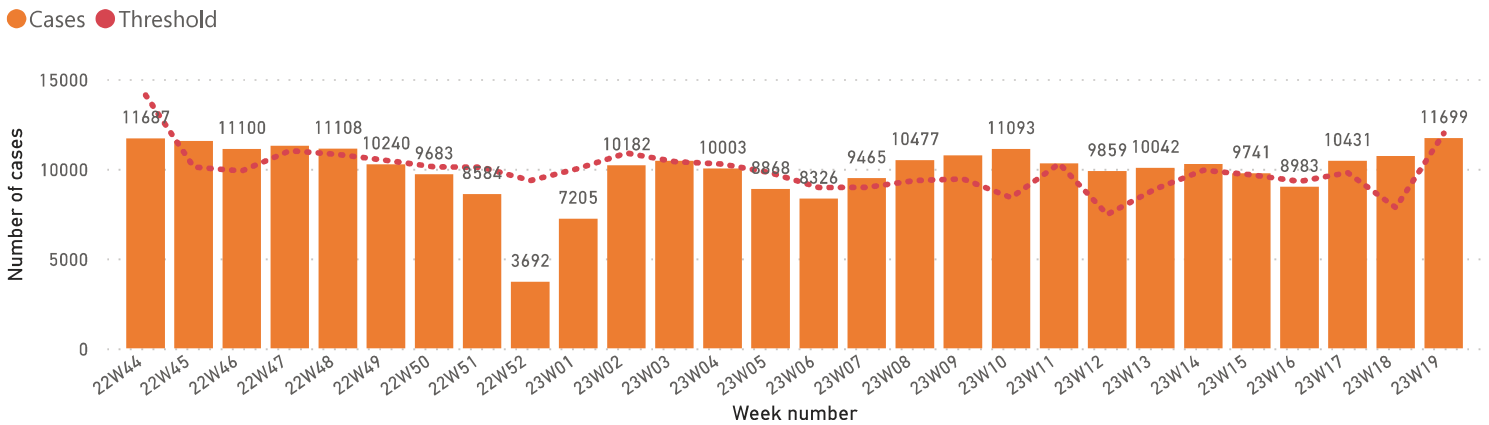
Figure 4: Proportion of Morbidity of top 4 diseases among the total consultation by week



1. Waterborne Diseases

- There was 15 case of acute watery diarrhea (AWD)
- A total of 11,699 AD cases were reported during this week

Figure 5: Number of acute diarrhea by week

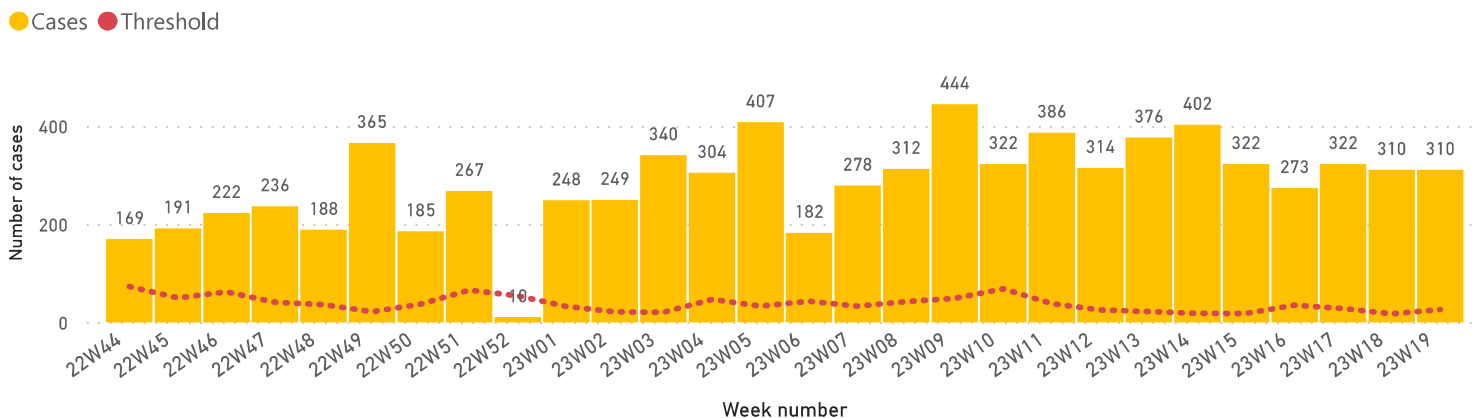


2. Vaccine Preventable Diseases

- 4 cases of acute flaccid paralysis (AFP) were reported in this week

- Number of suspected measles in thre reporting week was (310) cases. Most cases were reported from Al-Hasakeh (185) Ar-Raqqa (65) Deir-ez-Zor (22) Aleppo (17) Idleb (8) Damascus (3) Homs (3) Daraa (2) Lattakia (2) Hama (1) Rural Damascus (1) Quneitra (1).

Figure 6: Suspected measles cases by week

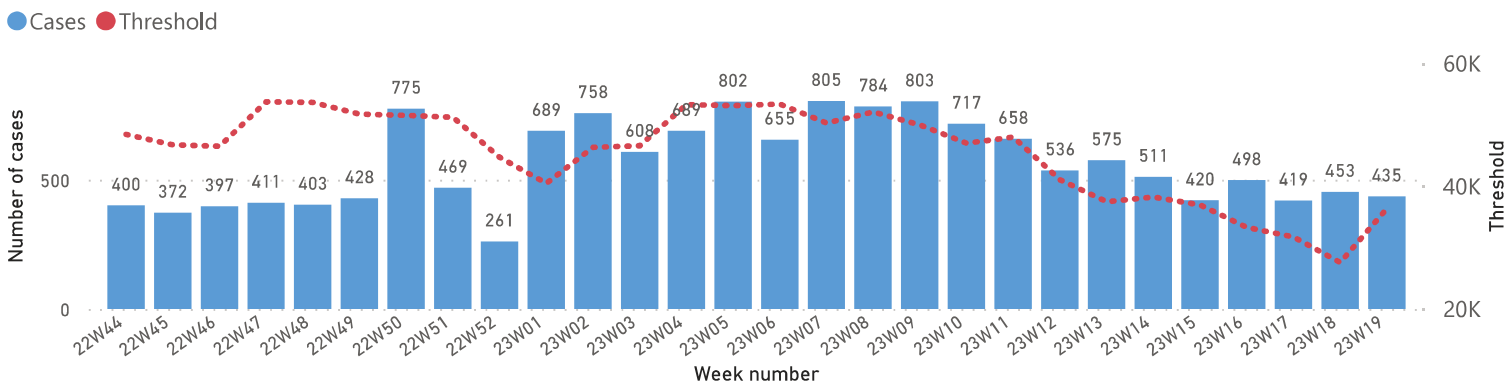


3. Respiratory Diseases

- In total, 20,083 ILLI cases were reported during week.

- In total, 435 SARI cases were reported, and the trend is shown in (Figure 7). Most of the cases were reported from Damascus (112) Al-Hasakeh (81) Aleppo (81) Tartous (52) Hama (39) Deir-ez-Zor (24) Ar-Raqqa (14) Lattakia (12) Homs (12) As-Sweida (5) Quneitra (2) Daraa (1)

Figure 7: SARI cases by week

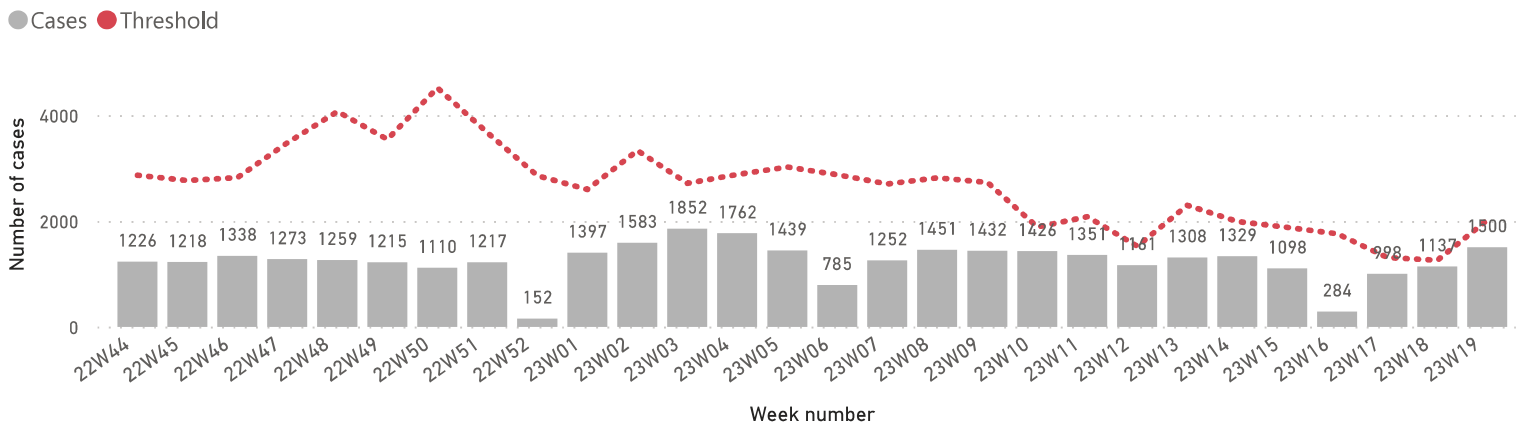


4. Other Diseases

- 4,013 cases were reported as "other diseases" through EWARS. The health conditions with the highest incidents were Leishmaniasis (1,500) Lice (1,037) and Scabies (465)

- During this week, most of suspected leishmaniasis cases were reported from Aleppo (965) Hama (206) Idleb (130)

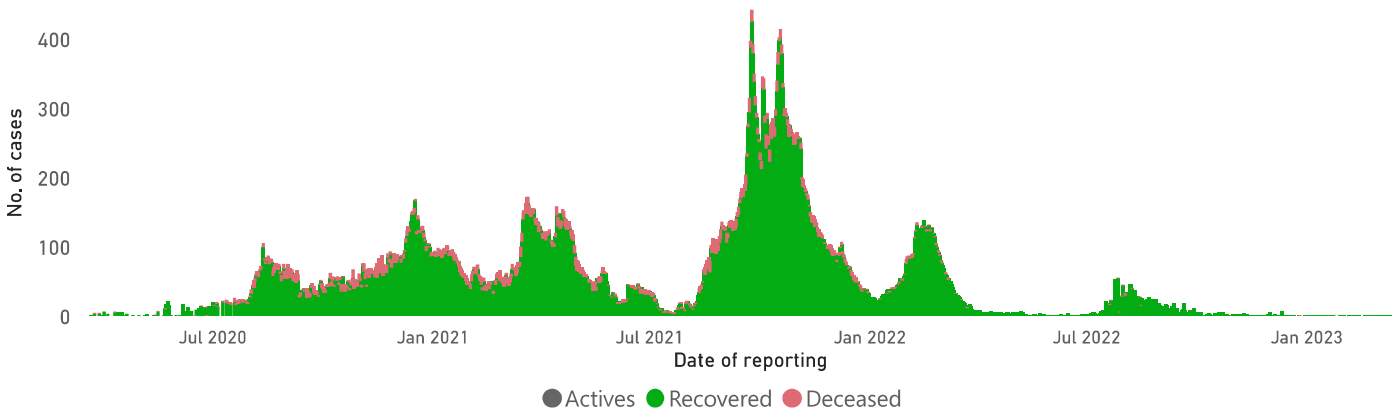
Figure 8: Suspected Leishmaniasis cases by week



COVID-19

- As of 14 May 2023, a total of 57,600 confirmed cases – in 14 governorates, Damascus (11,278) (19.58%), Lattakia (9,873) (17.14%), Aleppo (8,809) (15.29%), Homs (6,175) (10.72%), Rural Damascus (5,280) (9.17%), Tartous (4042) (7.02%), Dar'a (3312) (5.75%), As-Sweida (3040) (5.28%), Hama (2,869) (4.98%), Al-Hasakeh (1050) (1.82%), Quneitra (1,005) (1.74%), Deir-ez-Zor (841) (1.46%), Ar-Raqqa (25) (0.04%), Idleb (7) (0.01%),
- Number of deaths related to COVID-19 is 3,164 in 11 governorates, CFR 5.5%

Figure 9: Confirmed COVID-19 cases by outcome

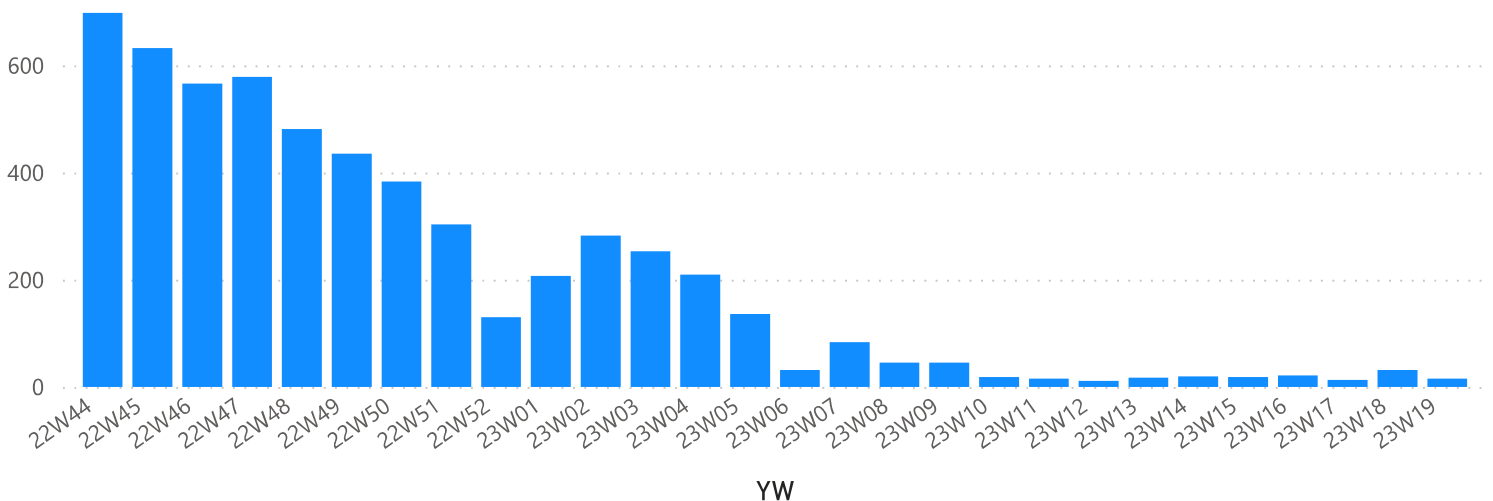


AWD

- A total of 15 AWD cases were reported during this week, and the total number of AWD cases reported since the start of the outbreak is 10,520

the total number of RDT tested positive is 1,847 , and 164 Culture were tested positive since 22 August 2022.

Figure 10: AWD cases



Comparison with Previous Week by Health...

DiseaseName	23W16	23W17	23W18	23W19	Total
Acute bloody diarrhea	93	117	123	124	457
Acute Diarrhea	8,983	10,431	10,712	11,699	41,825
Acute Flaccid Paralysis	2	2	4	4	12
Acute Watery diarrhea (suspected cholera)	21	13	31	15	80
Brucellosis	108	154	220	235	717
chicken pox	187	228	209	232	856
Influenza Like Illness	12,829	18,751	19,425	20,083	71,088
Leishmaniasis	284	998	1,137	1,500	3,919
Lice	608	898	1,024	1,037	3,567
Measles and Rubella	273	322	310	310	1,215
Meningitis	27	46	43	50	166
Mumps	19	27	21	28	95
Others	129	221	193	216	759
Pertussis	181	180	261	252	874
SARI	498	419	453	435	1,805
Scabis	135	315	473	465	1,388
Suspected Hepatitis (Jaundice)	465	679	736	807	2,687
Tuberculosis	11	78	69	50	208
Typhoid Fever	210	222	235	250	917
Total	25,063	34,101	35,679	37,792	132,635

Case Distribution by Age Group, and by Governorate

Week 2023 Week 19 (8 - 14 May 2022)

DiseaseGroup	Aleppo	Al-Hasakeh	Ar-Raqqa	As-Sweida	Damascus	Daraa	Deir-ez-Zor	Hama	Homs	Idleb	Lattakia	Quneitra	Rural Damascus	Tartous	Total
Priority Diseases	4,529	2,603	1,381	86	1,341	1,111	8,592	455	400	6,295	2,297	328	2,405	1,704	33,527
Suspected Hepatitis (Jaundice)	73	5	293	0	17	14	164	21	42	54	51	5	16	52	807
Less than 5 years	26	1	166	0	10	2	90	1	3	26	15	5	2	1	348
5 years or more	47	4	127	0	7	12	74	20	39	28	36	0	14	51	459
SARI	81	81	14	5	112	1	24	39	12	0	12	2	0	52	435
Less than 5 years	23	45	11	0	30	0	6	26	2	0	6	0	0	21	170
5 years or more	58	36	3	5	82	1	18	13	10	0	6	2	0	31	265
Meningitis	1	6	19	0	2	4	1	2	0	13	0	2	0	0	50
Less than 5 years	0	4	10	0	0	4	0	1	0	4	0	2	0	0	25
5 years or more	1	2	9	0	2	0	1	1	0	9	0	0	0	0	25
Measles and Rubella	17	185	65	0	3	2	22	1	3	8	2	1	1	0	310
Less than 5 years	13	89	51	0	2	2	13	0	3	0	2	1	0	0	176
5 years or more	4	96	14	0	1	0	9	1	0	8	0	0	1	0	134
Influenza Like Illness	2,998	1,283	617	75	931	759	4,382	180	206	3,477	1,781	239	1,863	1,292	20,083
Less than 5 years	955	504	322	13	269	410	2,483	124	81	1,771	664	102	678	325	8,701
5 years or more	2,043	779	295	62	662	349	1,899	56	125	1,706	1,117	137	1,185	967	11,382
Acute Watery diarrhea (suspected cholera)	2	0	0	0	1	0	0	0	0	12	0	0	0	0	15
Less than 5 years	0	0	0	0	0	0	0	0	0	1	0	0	0	0	1
5 years or more	2	0	0	0	1	0	0	0	0	11	0	0	0	0	14
Acute Flaccid Paralysis	1	0	0	0	0	0	0	0	0	0	2	0	1	0	4
Less than 5 years	0	0	0	0	0	0	0	0	0	0	2	0	0	0	2
5 years or more	1	0	0	0	0	0	0	0	0	0	0	0	1	0	2
Acute Diarrhea	1,356	1,037	345	6	273	325	3,917	212	137	2,731	449	79	524	308	11,699
Less than 5 years	632	576	200	4	108	142	2,174	134	72	1,330	193	31	248	118	5,962
5 years or more	724	461	145	2	165	183	1,743	78	65	1,401	256	48	276	190	5,737
Acute bloody diarrhea	0	6	28	0	2	6	82	0	0	0	0	0	0	0	124
Less than 5 years	0	4	12	0	2	3	72	0	0	0	0	0	0	0	93
5 years or more	0	2	16	0	0	3	10	0	0	0	0	0	0	0	31
Other Diseases	1,354	210	100	1	41	96	661	358	91	941	265	27	114	26	4,265
Typhoid Fever	2	0	38	0	0	24	112	0	1	69	0	0	4	0	250
Less than 5 years	0	0	4	0	0	0	16	0	0	43	0	0	0	0	63
5 years or more	2	0	34	0	0	24	96	0	1	26	0	0	4	0	187
Tuberculosis	18	0	0	0	1	0	0	0	0	2	23	0	5	1	50
Less than 5 years	1	0	0	0	0	0	0	0	0	0	0	0	0	0	1
5 years or more	17	0	0	0	1	0	0	0	0	2	23	0	5	1	49
Scabis	93	55	2	0	19	7	109	40	34	26	56	7	14	3	465
Less than 5 years	14	10	0	0	1	3	10	4	4	2	16	3	1	0	68
5 years or more	79	45	2	0	18	4	99	36	30	24	40	4	13	3	397
Pertussis	0	0	8	0	0	0	223	0	0	21	0	0	0	0	252
Less than 5 years	0	0	7	0	0	0	131	0	0	8	0	0	0	0	146
5 years or more	0	0	1	0	0	0	92	0	0	13	0	0	0	0	106
Others	5	69	0	0	3	34	32	4	12	0	18	9	30	0	216
Less than 5 years	3	26	0	0	2	8	26	2	2	0	0	9	2	0	80
5 years or more	2	43	0	0	1	26	6	2	10	0	18	0	28	0	136
Mumps	1	0	0	0	0	0	7	0	1	18	0	0	0	1	28
Less than 5 years	0	0	0	0	0	0	5	0	0	1	0	0	0	0	6
5 years or more	1	0	0	0	0	0	2	0	1	17	0	0	0	1	22
Lice	250	10	2	0	8	3	44	44	0	524	137	3	12	0	1,037
Less than 5 years	37	5	0	0	3	0	6	11	0	251	13	2	1	0	329
5 years or more	213	5	2	0	5	3	38	33	0	273	124	1	11	0	708
Leishmaniasis	965	50	19	0	0	0	54	206	28	130	28	0	8	12	1,500
Less than 5 years	169	14	4	0	0	0	27	26	8	52	1	0	1	2	304
5 years or more	796	36	15	0	0	0	27	180	20	78	27	0	7	10	1,196
chicken pox	9	23	8	1	3	23	5	2	7	120	1	7	15	8	232
Less than 5 years	5	12	3	1	2	16	0	0	3	53	0	7	9	0	111
5 years or more	4	11	5	0	1	7	5	2	4	67	1	0	6	8	121
Brucellosis	11	3	23	0	7	5	55	62	8	31	2	1	26	1	235
Less than 5 years	0	0	1	0	0	0	4	0	1	3	0	1	2	0	12
5 years or more	11	3	22	0	7	5	51	62	7	28	2	0	24	1	223
Total	5,883	2,813	1,481	87	1,382	1,207	9,233	813	491	7,236	2,562	355	2,519	1,730	37,792