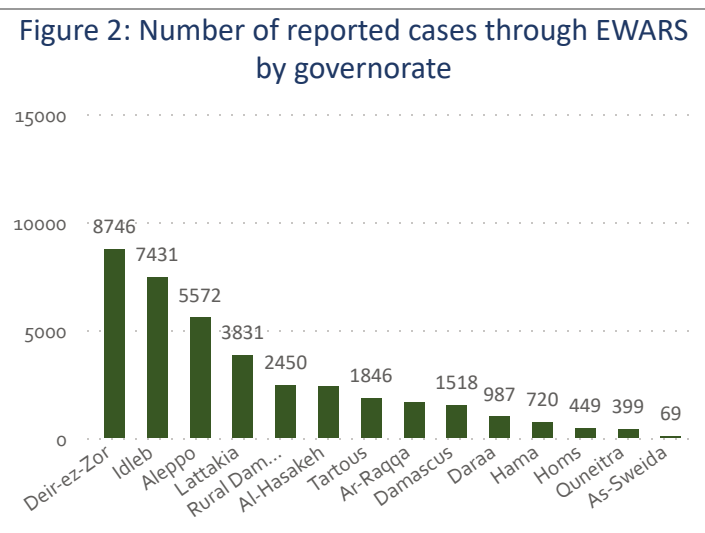
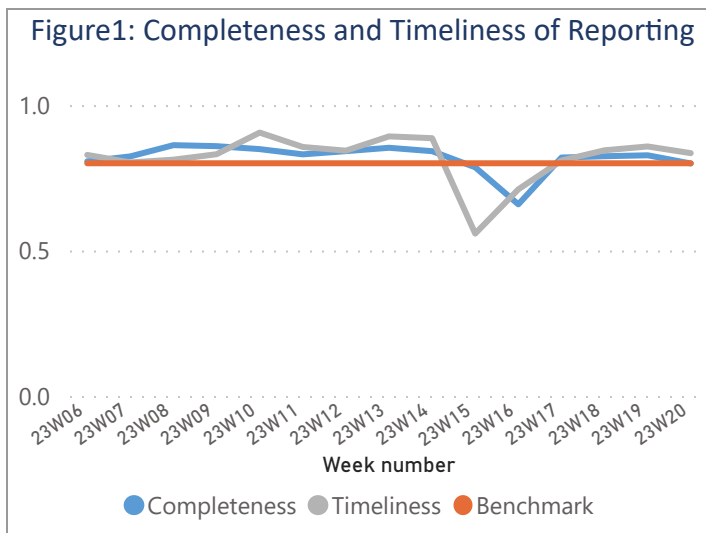


Highlights

- A total of 226,636 consultations were recorded in all the 14 governorates
- The leading causes of morbidity among all age groups were Influenza Like Illness 20,000 (52.6%) and Acute Diarrhea 12,016 (31.6%).
- A total of 19 AWD cases were reported during this week, and the total number of AWD cases reported since the start of the outbreak is 10,546
- MoH reported 38 confirmed cases of COVID-19, the cumulative number of COVID-19 confirmed cases is 57,638 since the start of pandemic.
- 3 AFP cases reported in Hama (2) Rural Damascus (1).
- 268 suspected measles cases in Ar-Raqqa (115) Al-Hasakeh (108) Aleppo (12) Deir-ez-Zor (9) Idleb (6) Rural Damascus (4) Lattakia (4) Damascus (3) Hama (3) Homs (2) Daraa (1) Quneitra (1)

Performance Indicators

- A total of 1,223 out of 1,530 active reporting sites (79.93%) in all 14 governorates of Syria reported through EWARS, with 83.48% timeliness among those sites providing data during the week (Figure 1)



Morbidity

- A total of 226,636 consultations were recorded in 1,223 health facilities in 14 governorates. Among them, 38,025 cases were EWARS notifiable health conditions (Figure 2)
- The leading causes of morbidity among all age groups were Influenza Like Illness 20,000 (52.6%) and Acute Diarrhea 12,016 (31.6%).
- Of the 38,025 total reported cases, 51.12% (19,440) were female, and 43.89% (16,691) were children under 5 years old
- Children under 5 years of age 51.61% of cases are ILI, and ILI representing 53.37% of the cases above 5 years during this reporting period (Figure 3)
- The proportional morbidity of ILI is 8.82% and the upwards trend was observed: 1.19% from the previous week (Figure 4)
- The proportional morbidity of AD is 5.3% and the upwards trend was observed: 0.81% from the previous week (Figure 4)

Figure 3: Proportional morbidity by age group

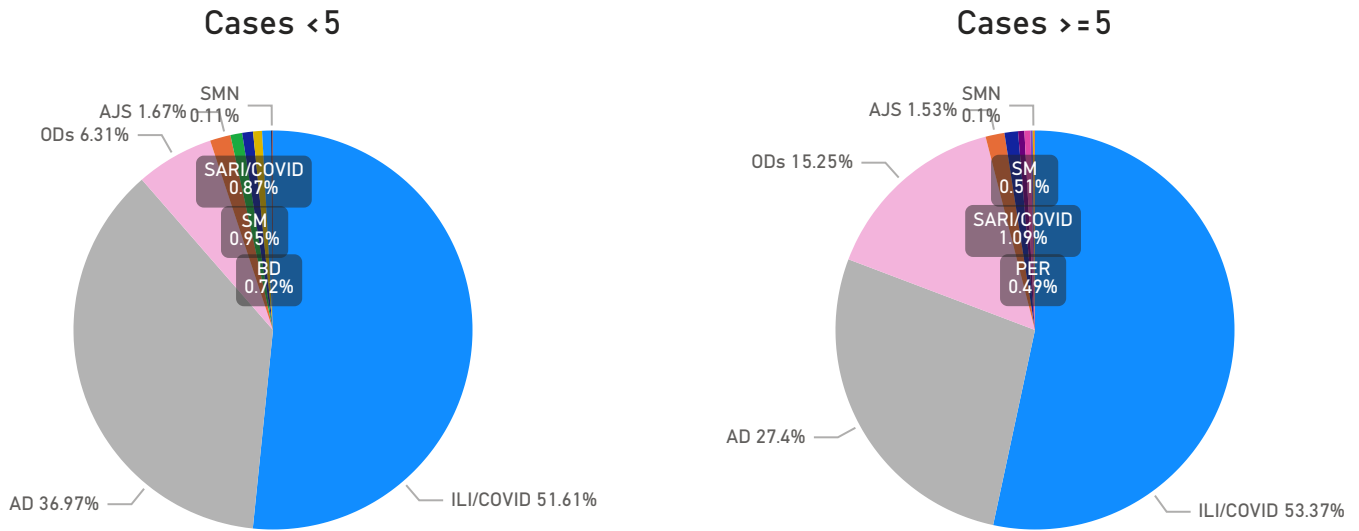
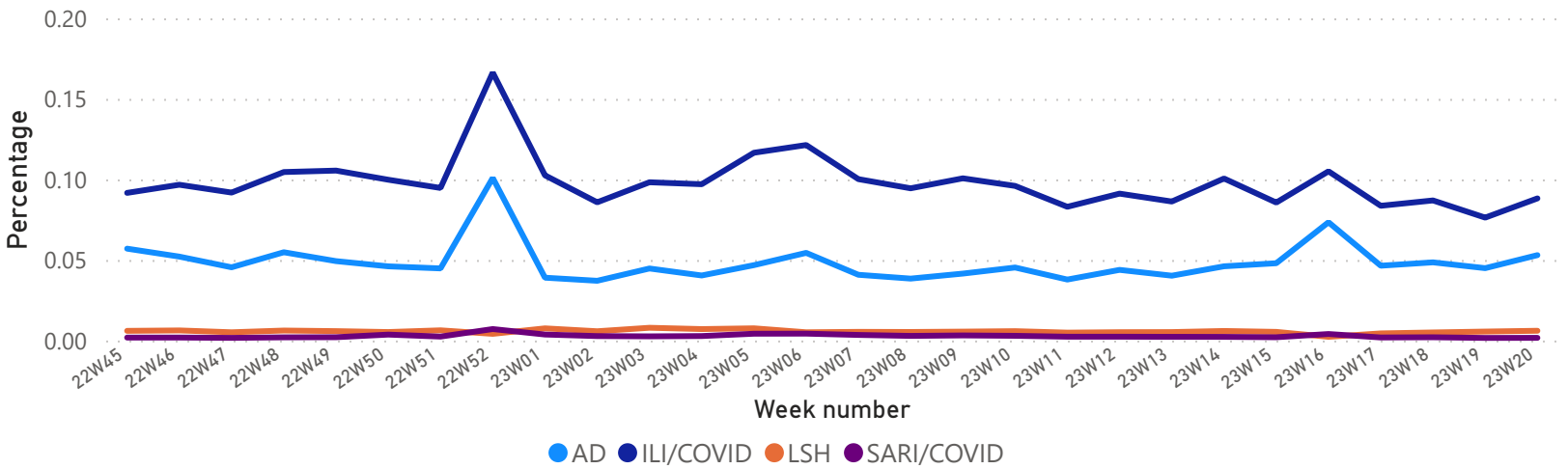


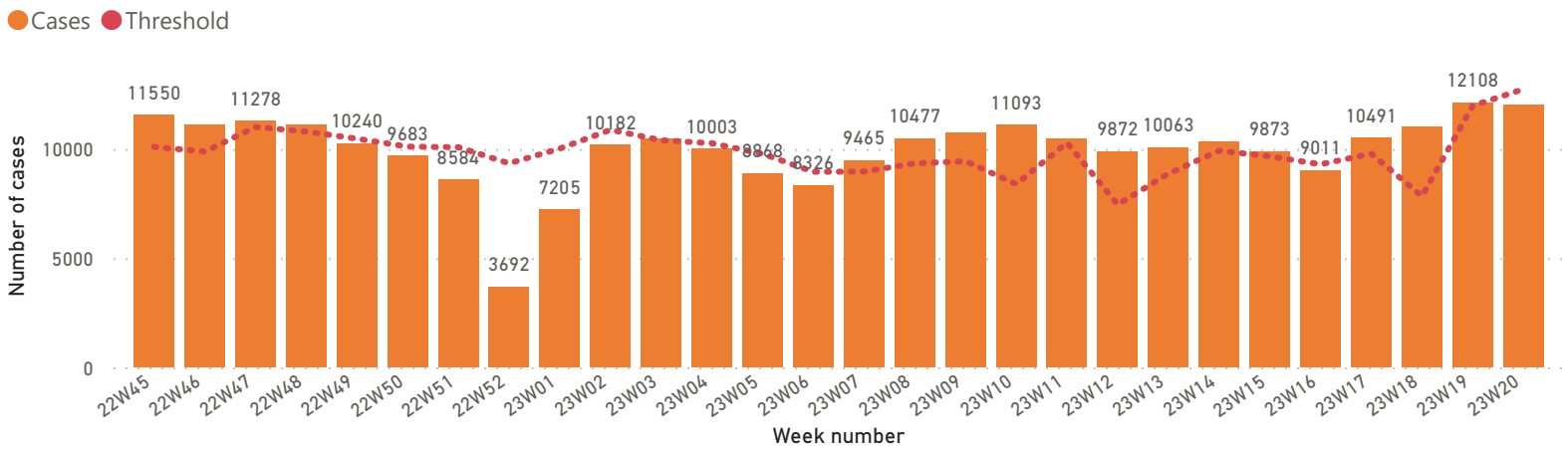
Figure 4: Proportion of Morbidity of top 4 diseases among the total consultation by week



1. Waterborne Diseases

- There was 19 case of acute watery diarrhea (AWD)
- A total of 12,016 AD cases were reported during this week

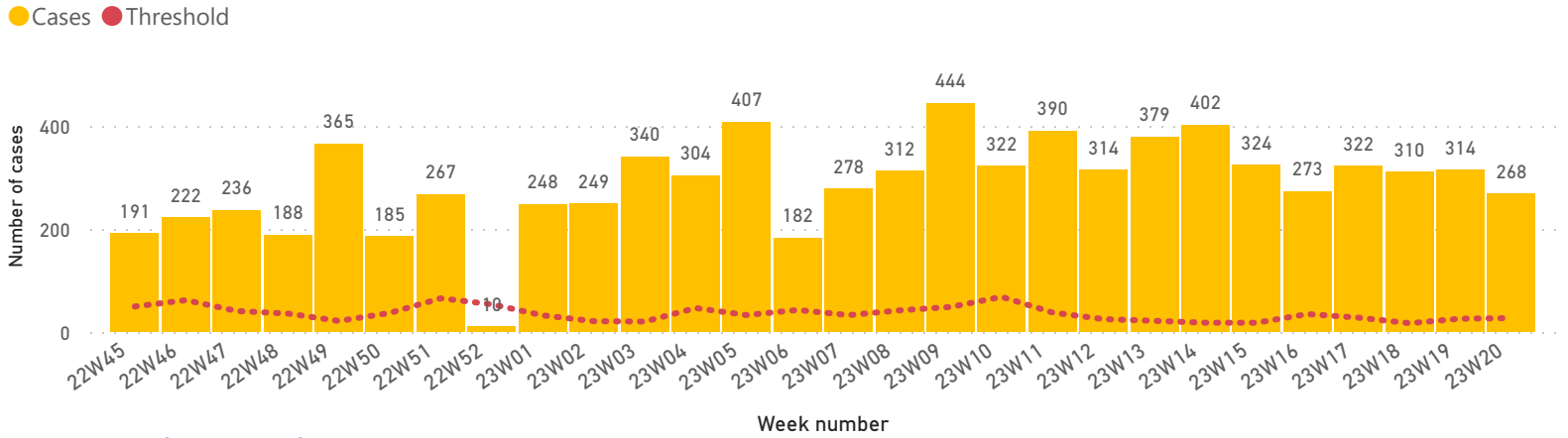
Figure 5: Number of acute diarrhea by week



2. Vaccine Preventable Diseases

- 3 cases of acute flaccid paralysis (AFP) were reported in this week
- Number of suspected measles in thre reporting week was (268) cases. Most cases were reported from Ar-Raqqa (115) Al-Hasakeh (108) Aleppo (12) Deir-ez-Zor (9) Idleb (6) Rural Damascus (4) Lattakia (4) Damascus (3) Hama (3) Homs (2) Daraa (1) Quneitra (1).

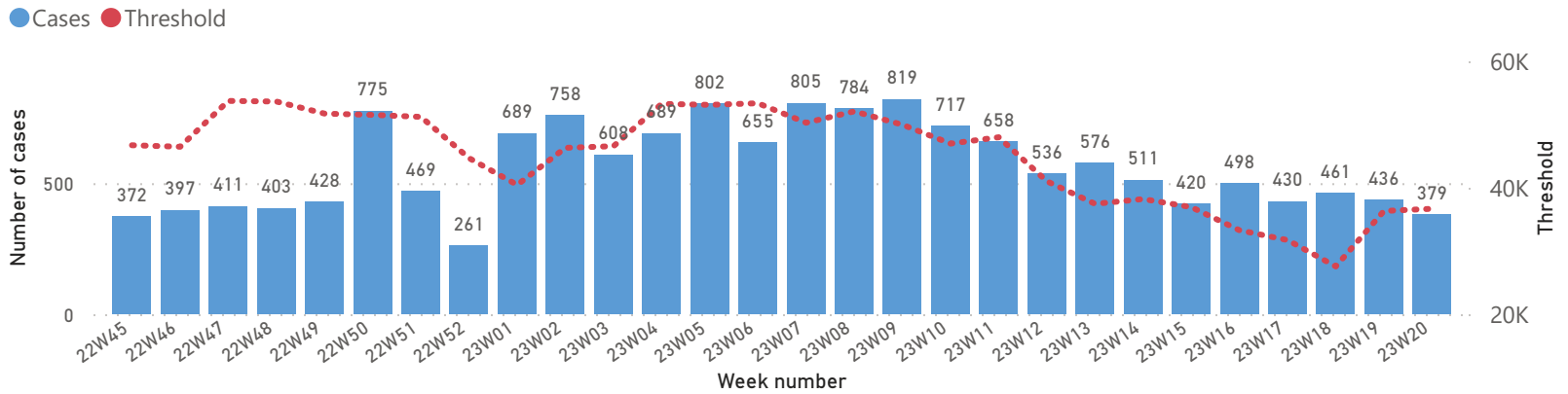
Figure 6: Suspected measles cases by week



3. Respiratory Diseases

- In total, 20,000 ILI cases were reported during week.
- In total, 379 SARI cases were reported, and the trend is shown in (Figure 7). Most of the cases were reported from Damascus (86) Aleppo (72) Tartous (46) Al-Hasakeh (40) Hama (40) Ar-Raqqa (37) Lattakia (25) Deir-ez-Zor (14) (12) Quneitra (5) Daraa (2)

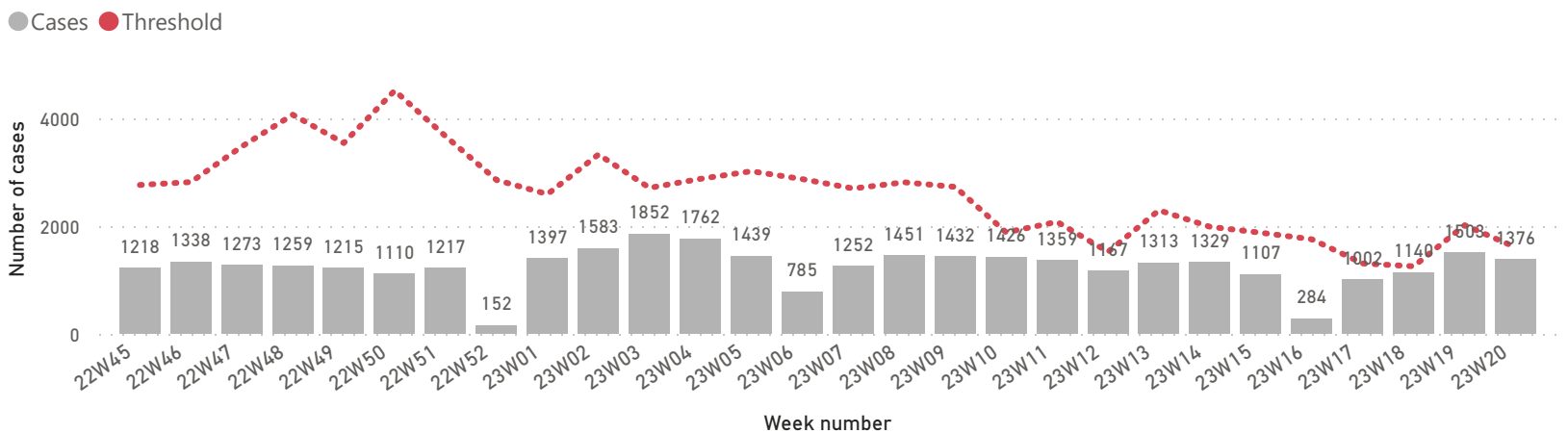
Figure 7: SARI cases by week



4. Other Diseases

- 4,308 cases were reported as "other diseases" through EWARS. The health conditions with the highest incidents were Leishmaniasis (1,376) Lice (1,167) and Scabis (566)
- During this week, most of suspected leishmaniasis cases were reported from Aleppo (856) Hama (159) Idleb (139)

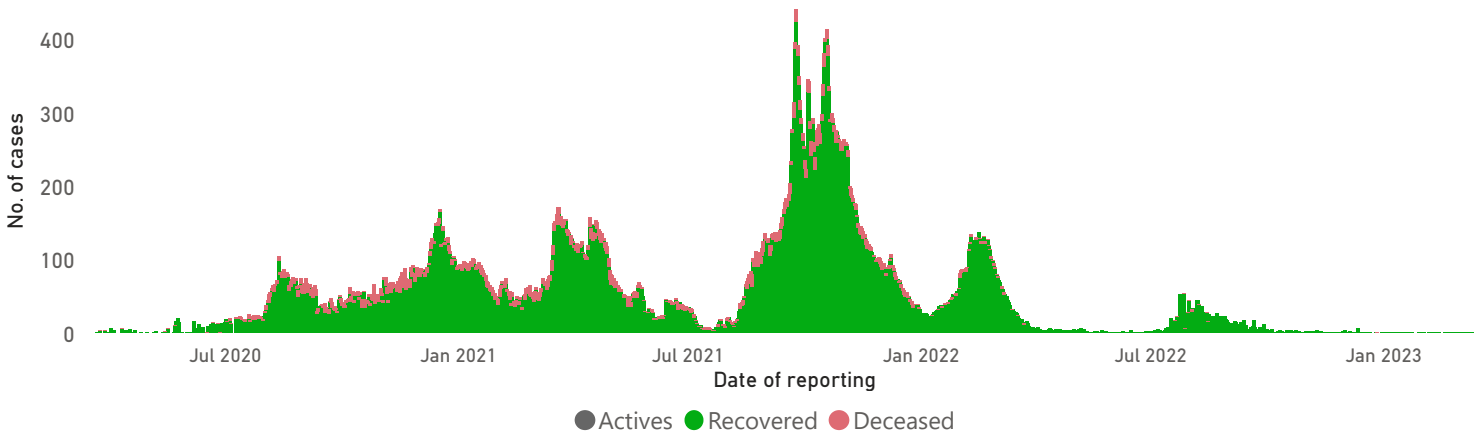
Figure 8: Suspected Leishmaniasis cases by week



COVID-19

- As of 21 May 2023, a total of 57,638 confirmed cases – in 14 governorates, Damascus (11,282) (19.57%), Lattakia (9,878) (17.14%), Aleppo (8,811) (15.29%), Homs (6,177) (10.72%), Rural Damascus (5,281) (9.16%), Tartous (4,051)(7.03%), Dar'a (3,312) (5.75%), As-Sweida (3,046) (5.28%), Hama (2,870) (4.98%), Al-Hasakeh (1,051) (1.82%), Quneitra (1,005) (1.74%), Deir-ez-Zor (842) (1.46%), Ar-Raqqa (25) (0.04%), Idleb (7) (0.01%),
- Number of deaths related to COVID-19 is 3,164 in 11 governorates, CFR 5.5%

Figure 9: Confirmed COVID-19 cases by outcome

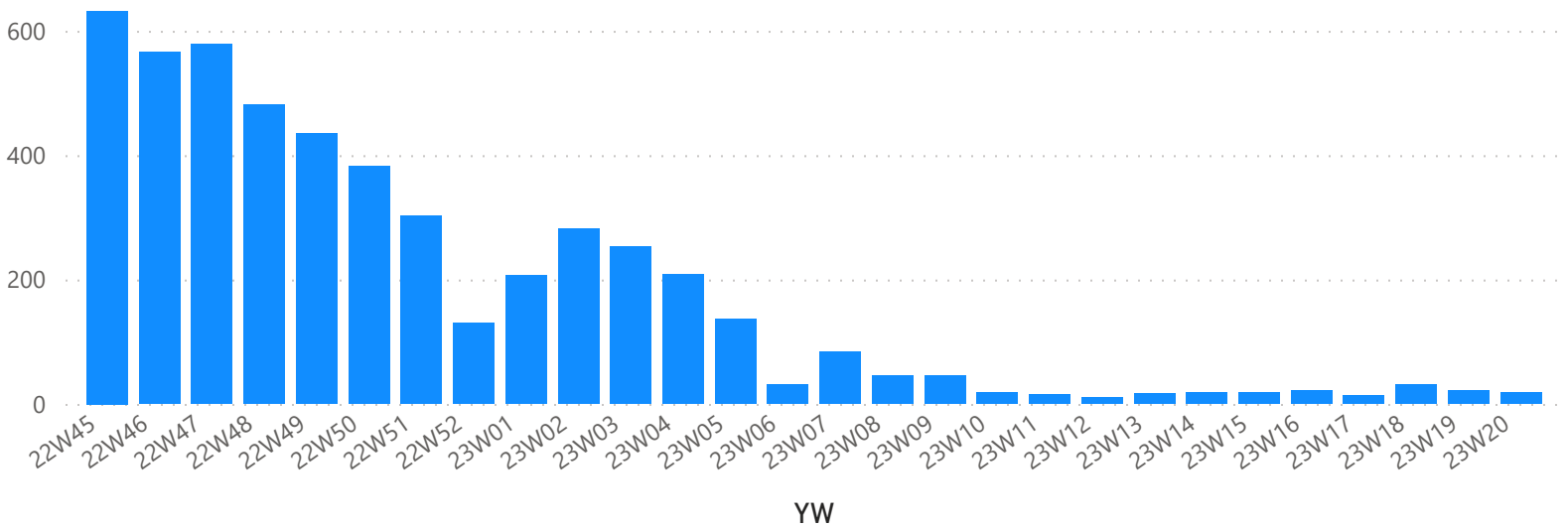


AWD

- A total of 19 AWD cases were reported during this week, and the total number of AWD cases reported since the start of the outbreak is 10,546

the total number of RDT tested positive is 1,850, and 164 Culture were tested positive since 22 August 2022.

Figure 10: AWD cases



Comparison with Previous Week by Health...

DiseaseName	23W17	23W18	23W19	23W20	Total
Acute bloody diarrhea	117	123	129	160	529
Acute Diarrhea	10,491	11,006	12,108	12,016	45,621
Acute Flaccid Paralysis	2	4	4	3	13
Acute Watery diarrhea (suspected cholera)	13	31	22	19	85
Brucellosis	156	220	235	255	866
chicken pox	228	209	234	252	923
Influenza Like Illness	18,892	19,721	20,564	20,000	79,177
Leishmaniasis	1,002	1,140	1,503	1,376	5,021
Lice	936	1,024	1,038	1,167	4,165
Measles and Rubella	322	310	314	268	1,214
Meningitis	46	43	50	41	180
Mumps	28	21	28	25	102
Others	221	207	251	307	986
Pertussis	180	261	253	225	919
SARI	430	461	436	379	1,706
Scabis	348	475	485	566	1,874
Suspected Hepatitis (Jaundice)	695	758	834	606	2,893
Tuberculosis	78	69	50	69	266
Typhoid Fever	225	235	251	291	1,002
Total	34,410	36,318	38,789	38,025	147,542

Case Distribution by Age Group, and by Governorate

Week 2023 Week 20 (15 - 21 May 2022)

DiseaseGroup	Aleppo	Al-Hasakeh	Ar-Raqqa	As-Sweida	Damascus	Daraa	Deir-ez-Zor	Hama	Homs	Idleb	Lattakia	Quneitra	Rural Damascus	Tartous	Total
▼ Priority Diseases	4,219	2,190	1,552	69	1,478	865	8,081	476	378	6,447	3,276	368	2,255	1,838	33,492
Suspected Hepatitis (Jaundice)	58	12	140	0	12	18	181	4	12	57	47	10	14	41	606
Less than 5 years	16	7	100	0	3	5	103	2	0	27	1	10	2	3	279
5 years or more	42	5	40	0	9	13	78	2	12	30	46	0	12	38	327
SARI	72	40	37	0	86	2	14	40	12	0	25	5	0	46	379
Less than 5 years	14	25	25	0	22	1	5	23	0	0	14	0	0	17	146
5 years or more	58	15	12	0	64	1	9	17	12	0	11	5	0	29	233
Meningitis	3	3	10	0	2	2	0	0	0	19	0	1	0	1	41
Less than 5 years	0	2	7	0	0	2	0	0	0	6	0	1	0	1	19
5 years or more	3	1	3	0	2	0	0	0	0	13	0	0	0	0	22
Measles and Rubella	12	108	115	0	3	1	9	3	2	6	4	1	4	0	268
Less than 5 years	8	40	93	0	2	0	6	1	1	0	3	1	4	0	159
5 years or more	4	68	22	0	1	1	3	2	1	6	1	0	0	0	109
Influenza Like Illness	2,790	1,005	721	58	947	489	3,916	192	257	3,697	2,500	265	1,739	1,424	20,000
Less than 5 years	848	401	377	17	368	189	2,273	131	94	1,883	878	113	684	359	8,615
5 years or more	1,942	604	344	41	579	300	1,643	61	163	1,814	1,622	152	1,055	1,065	11,385
Acute Watery diarrhea (suspected cholera)	1	0	0	0	0	0	1	0	0	16	0	1	0	0	19
Less than 5 years	0	0	0	0	0	0	0	0	0	3	0	1	0	0	4
5 years or more	1	0	0	0	0	0	1	0	0	13	0	0	0	0	15
Acute Flaccid Paralysis	0	0	0	0	0	0	0	2	0	0	0	0	1	0	3
Less than 5 years	0	0	0	0	0	0	0	2	0	0	0	0	0	0	2
5 years or more	0	0	0	0	0	0	0	0	0	0	0	0	1	0	1
Acute Diarrhea	1,282	1,014	503	11	428	345	3,846	234	95	2,652	698	85	497	326	12,016
Less than 5 years	611	589	276	2	245	175	2,196	143	40	1,266	242	40	232	114	6,171
5 years or more	671	425	227	9	183	170	1,650	91	55	1,386	456	45	265	212	5,845
Acute bloody diarrhea	1	8	26	0	0	8	114	1	0	0	2	0	0	0	160
Less than 5 years	1	6	9	0	0	3	100	0	0	0	2	0	0	0	121
5 years or more	0	2	17	0	0	5	14	1	0	0	0	0	0	0	39
Other Diseases	1,353	182	83	0	40	122	665	244	71	984	555	31	195	8	4,533
Typhoid Fever	0	3	36	0	0	49	131	1	0	67	0	0	4	0	291
Less than 5 years	0	0	2	0	0	0	27	0	0	44	0	0	0	0	73
5 years or more	0	3	34	0	0	49	104	1	0	23	0	0	4	0	218
Tuberculosis	32	0	0	0	4	0	0	0	1	3	19	0	10	0	69
Less than 5 years	0	0	0	0	0	0	0	0	0	0	0	0	1	0	1
5 years or more	32	0	0	0	4	0	0	0	1	3	19	0	9	0	68
Scabis	117	41	0	0	8	9	101	20	11	44	198	5	11	1	566
Less than 5 years	19	15	0	0	0	1	24	1	3	10	25	3	0	0	101
5 years or more	98	26	0	0	8	8	77	19	8	34	173	2	11	1	465
Pertussis	0	0	1	0	0	0	204	1	1	18	0	0	0	0	225
Less than 5 years	0	0	1	0	0	0	112	0	1	7	0	0	0	0	121
5 years or more	0	0	0	0	0	0	92	1	0	11	0	0	0	0	104
Others	5	93	0	0	2	28	45	0	12	0	44	13	65	0	307
Less than 5 years	4	34	0	0	1	4	36	0	2	0	13	11	1	0	106
5 years or more	1	59	0	0	1	24	9	0	10	0	31	2	64	0	201
Mumps	0	0	0	0	0	1	4	0	0	20	0	0	0	0	25
Less than 5 years	0	0	0	0	0	0	3	0	0	0	0	0	0	0	3
5 years or more	0	0	0	0	0	1	1	0	0	20	0	0	0	0	22
Lice	304	0	0	0	3	1	20	40	0	532	256	1	10	0	1,167
Less than 5 years	59	0	0	0	0	0	3	6	0	243	37	1	0	0	349
5 years or more	245	0	0	0	3	1	17	34	0	289	219	0	10	0	818
Leishmaniasis	856	20	20	0	8	0	78	159	29	139	34	0	28	5	1,376
Less than 5 years	167	4	5	0	0	0	39	13	5	56	2	0	0	0	291
5 years or more	689	16	15	0	8	0	39	146	24	83	32	0	28	5	1,085
chicken pox	18	23	0	0	5	17	4	4	10	133	3	11	22	2	252
Less than 5 years	6	8	0	0	2	4	4	2	3	65	2	11	7	0	114
5 years or more	12	15	0	0	3	13	0	2	7	68	1	0	15	2	138
Brucellosis	21	2	26	0	10	17	78	19	7	28	1	1	45	0	255
Less than 5 years	0	0	4	0	0	0	5	2	0	3	0	1	1	0	16
5 years or more	21	2	22	0	10	17	73	17	7	25	1	0	44	0	239
Total	5,572	2,372	1,635	69	1,518	987	8,746	720	449	7,431	3,831	399	2,450	1,846	38,025