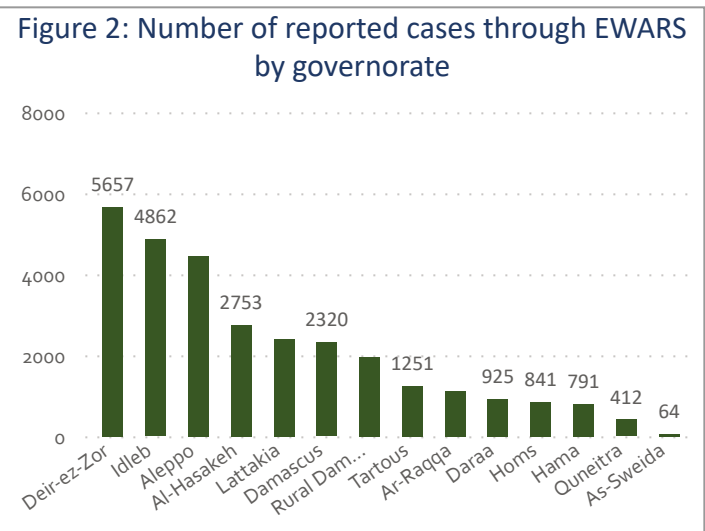
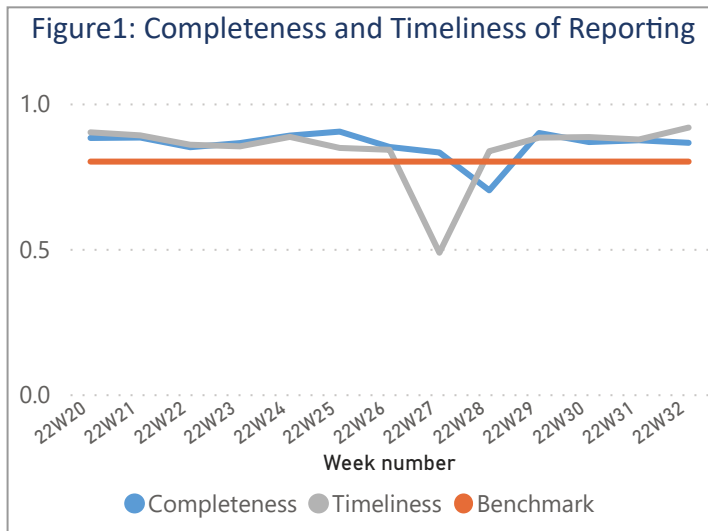


Highlights

- A total of 246,037 consultations were recorded in all the 14 governorates
- The leading causes of morbidity among all age groups were Influenza Like Illness 12951 (43.46%) and Acute Diarrhea 11796 (39.58%).
- MoH reported 226 confirmed cases of COVID-19, the cumulative number of COVID-19 confirmed cases is 56700
- 2 AFP cases reported in Hama (1) Aleppo (1).
- 71 suspected measles cases in Ar-Raqqa (34) Idleb (17) Aleppo (10) Daraa (4) Damascus (2) Homs (2) Rural Damascus (1) Hama (1)
- one case of acute watery diarrhea (AWD) reported in Lattakia.

Performance Indicators

- A total of 1277 out of 1477 active reporting sites (86.46%) in all 14 governorates of Syria reported through EWARS, with 91.7% timeliness among those sites providing data during the week (Figure 1)



Morbidity

- A total of 246,037 consultations were recorded in 1277 health facilities in 14 governorates. Among them, 29800 cases were EWARS notifiable health conditions (Figure 2)
- The leading causes of morbidity among all age groups were Influenza Like Illness 12951 (43.46%) and Acute Diarrhea 11796 (39.58%).
- Of the 29800 total reported cases, 50.98% (15193) were female, and 42.46% (12653) were children under 5 years old
- Children under 5 years of age 41.62% of cases are ILI, and ILI representing 44.82% of the cases above 5 years during this reporting period (Figure 3)
- The proportional morbidity of ILI is 5.26% and the **downwards** trend was observed: -0.69% from the previous week (Figure 4)
- The proportional morbidity of AD is 4.79% and the **downwards** trend was observed: -0.38% from the previous week (Figure 4)

Figure 3: Proportional morbidity by age group

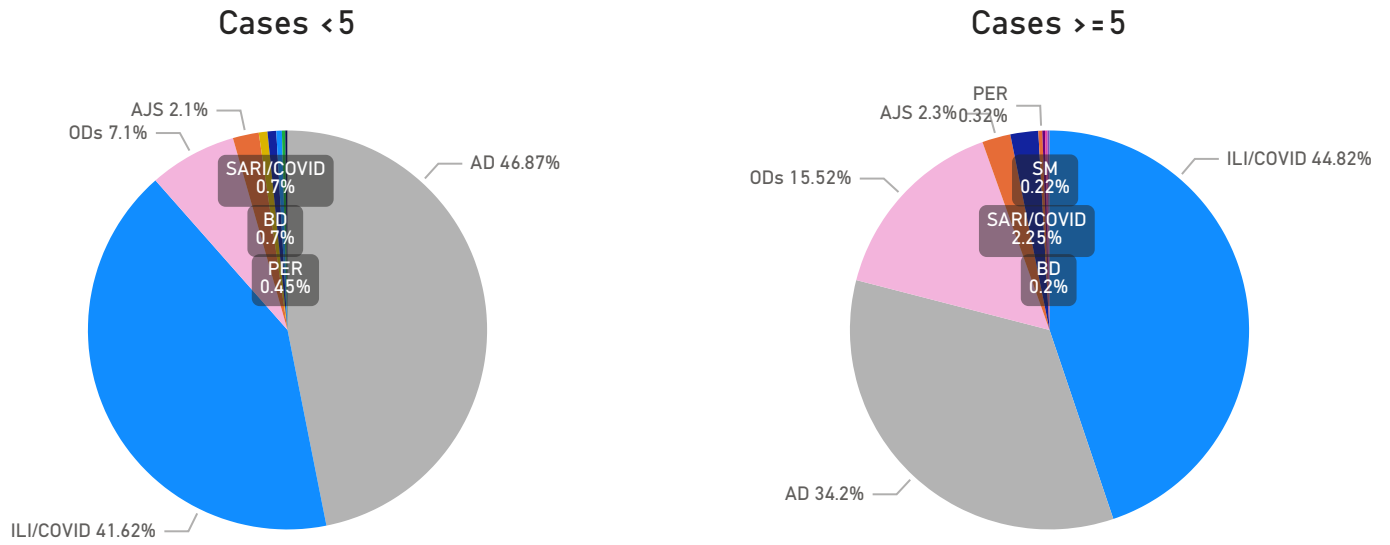
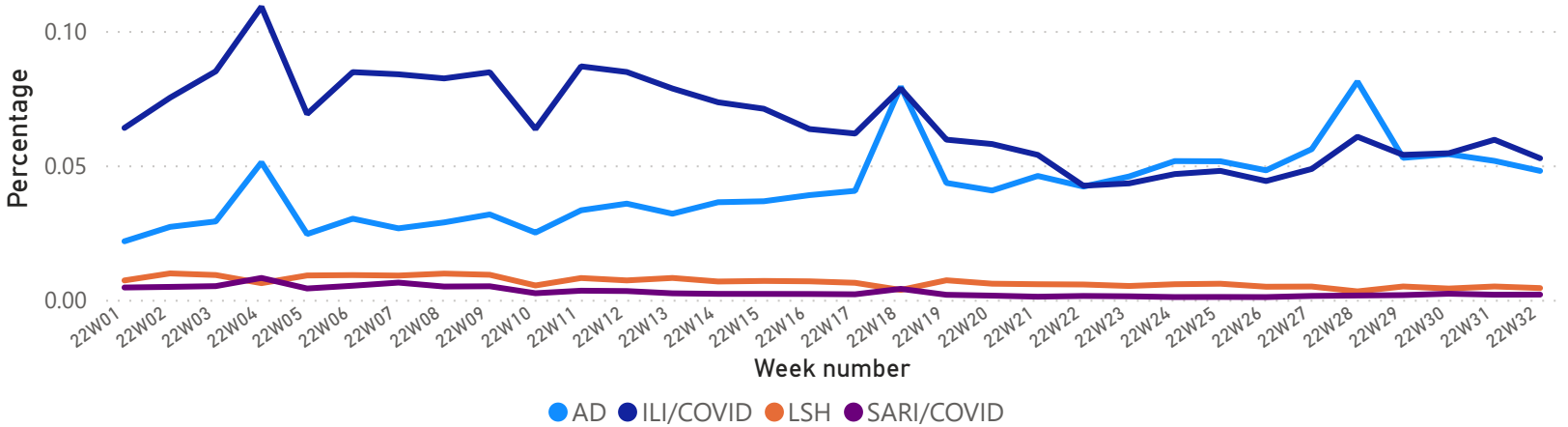


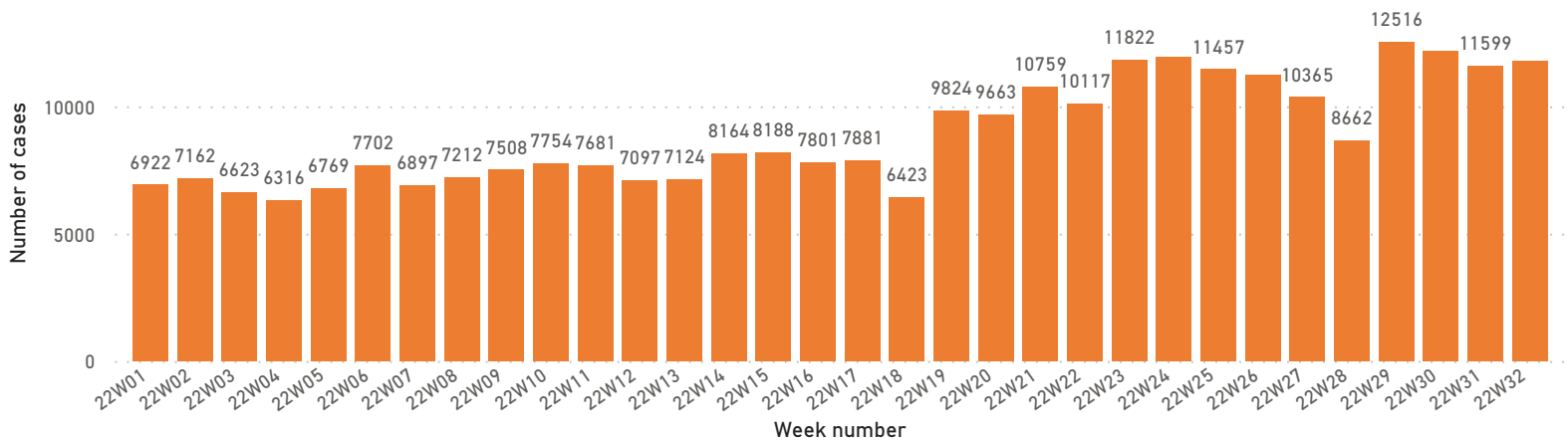
Figure 4: Proportion of Morbidity of top 4 diseases among the total consultation by week



1. Waterborne Diseases

- There was 1 case of acute watery diarrhea (AWD) reported in Lattakia.
- A total of 11796 AD cases were reported during this week

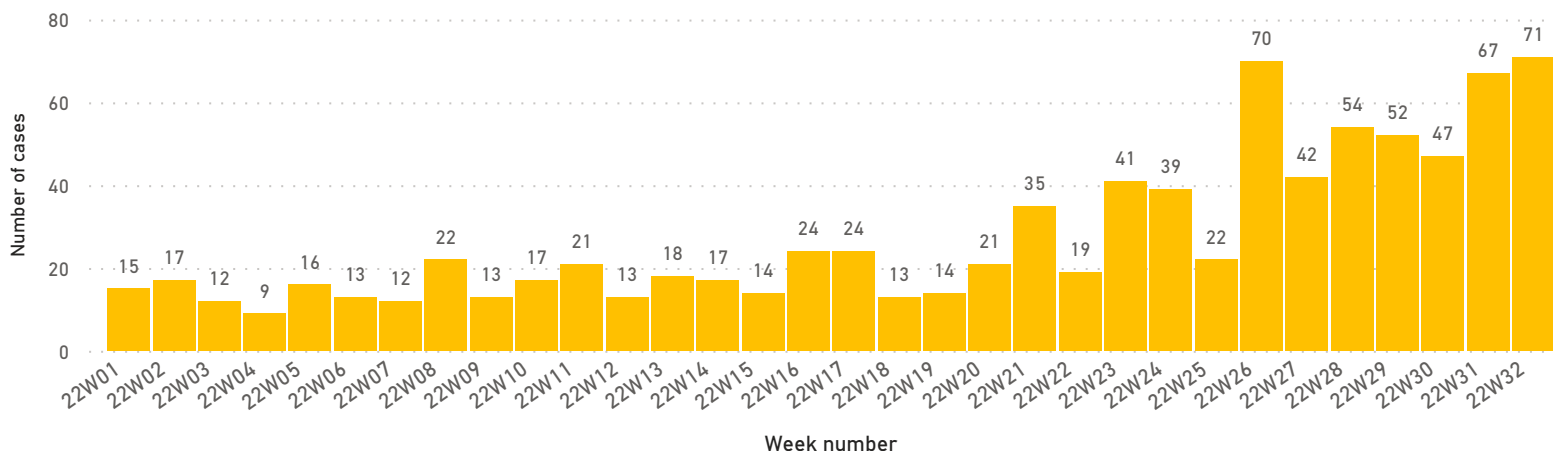
Figure 5: Number of acute diarrhea by week



2. Vaccine Preventable Diseases

- 2 cases of acute flaccid paralysis (AFP) were reported in this week
- Number of suspected measles in thre reporting week was (71) cases. Most cases were reported from Ar-Raqqa (34) Idleb (17) Aleppo (10) Daraa (4) Damascus (2) Homs (2) Rural Damascus (1) Hama (1).

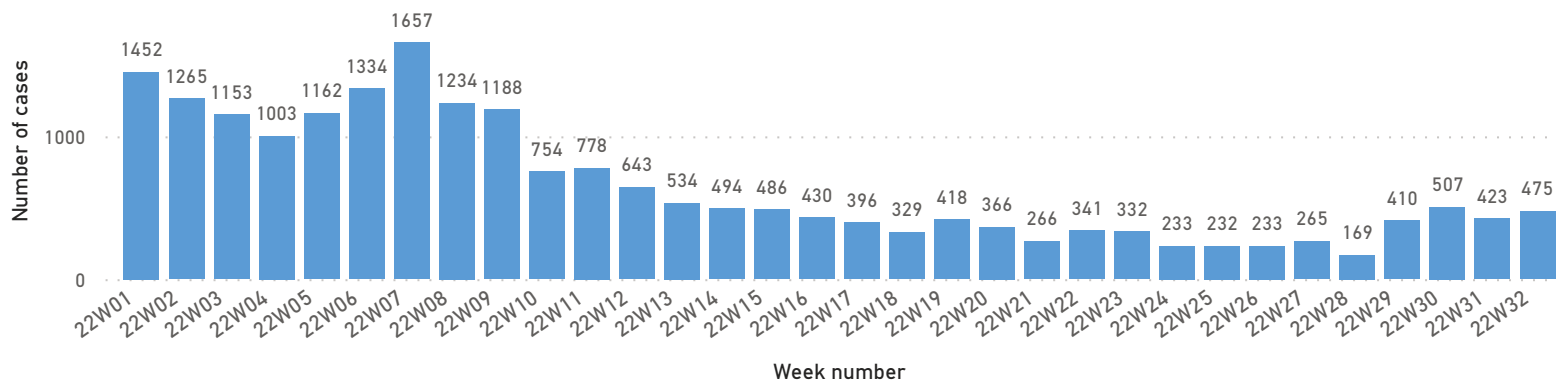
Figure 6: Suspected measles cases by week



3. Respiratory Diseases

- In total, 12951 ILI cases were reported during week.
- In total, 475 SARI cases were reported, and the trend is shown in (Figure 7). Most of the cases were reported from Aleppo (139) Damascus (122) Al-Hasakeh (70) Hama (40) Daraa (26) Deir-ez-Zor (26) Lattakia (23) Tartous (13) Quneitra (4) Ar-Raqqa (4) Homs (3) Rural Damascus (3) As-Sweida (2)

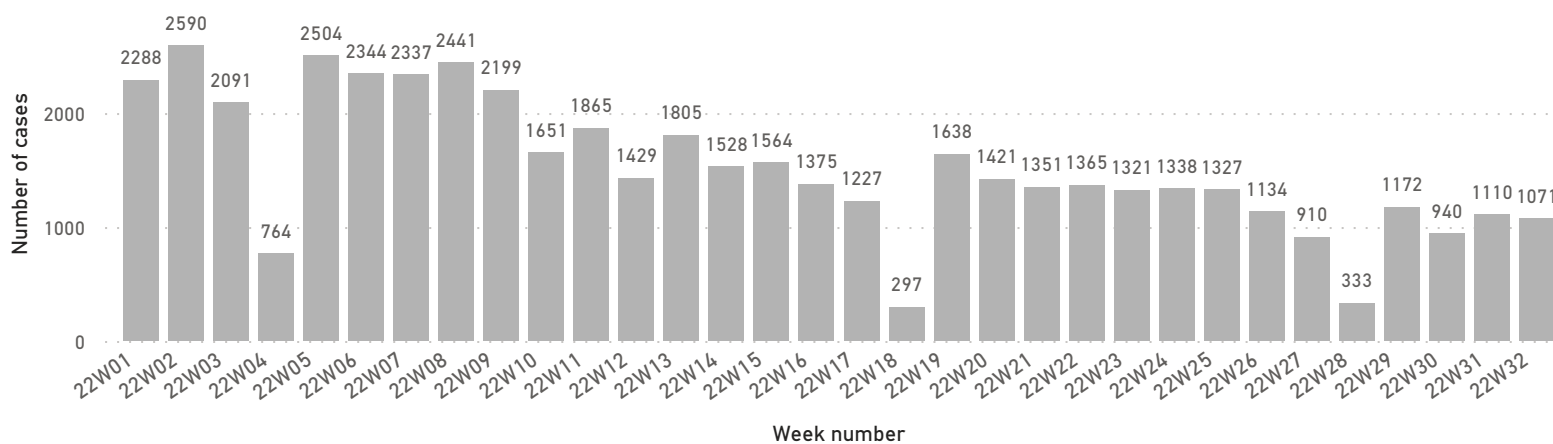
Figure 7: SARI cases by week



4. Other Diseases

- 3560 cases were reported as "other diseases" through EWARS. The health conditions with the highest incidents were Leishmaniasis (1071) Lice (787) and Typhoid Fever (343)
- During this week, most of suspected leishmaniasis cases were reported from Aleppo (652) Idleb (175) Hama (75)

Figure 8: Suspected Leishmaniasis cases by week



COVID-19

- As of 13 August 2021, a total of 56700 confirmed cases – in 14 governorates, Damascus (11038) (19.47%), Lattakia (9799) (17.28%), Aleppo (8679) (15.31%), Homs (6101) (10.76%), Rural Damascus (5164) (9.11%), Tartous (3940) (6.95%), Dar'a (3295) (5.81%), As-Sweida (2989) (5.27%), Hama (2853) (5.03%), Quneitra (1001) (1.77%), Al-Hasakeh (973) (1.72%), Deir-ez-Zor (836) (1.47%), Ar-Raqqa (25) (0.04%), Idleb (7) (0.01%),
- Number of deaths related to COVID-19 is 3157 in 11 governorates, CFR 5.6%

Figure 9: Confirmed COVID-19 cases by outcome

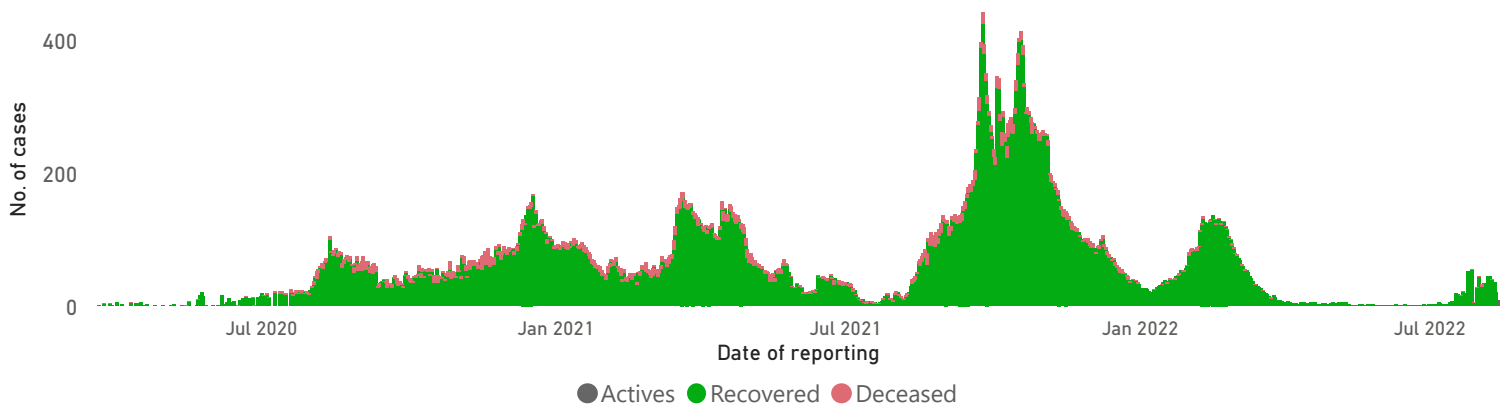
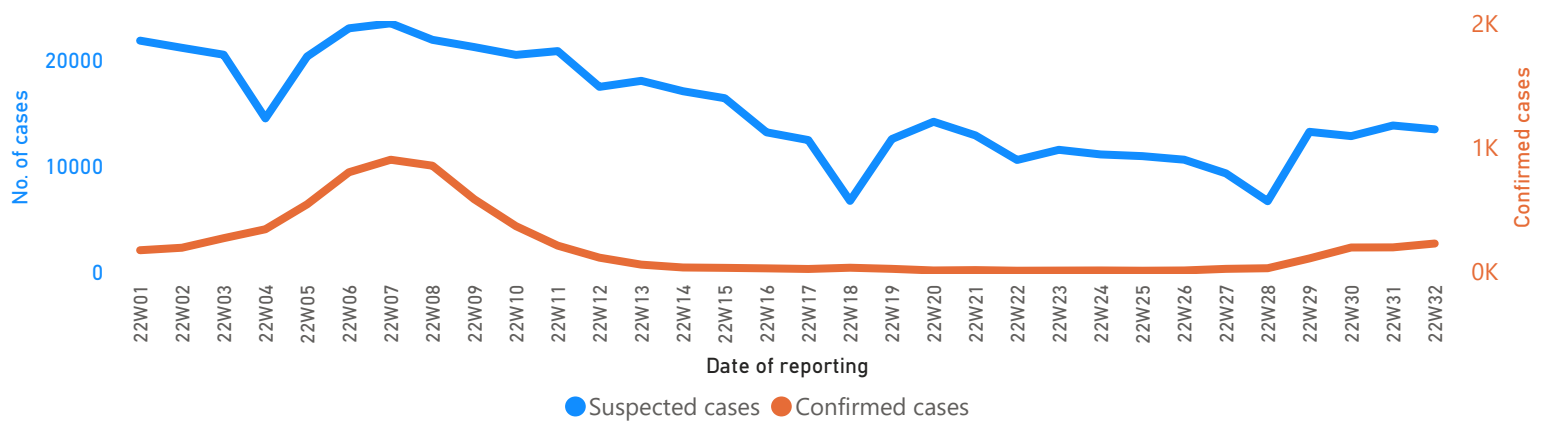


Figure 10: Suspected and confirmed COVID-19 cases by week



Comparison with Previous Week by Health

DiseaseName	22W29	22W30	22W31	22W32	Total
Acute bloody diarrhea	130	101	100	124	455
Acute Diarrhea	12,516	12,197	11,599	11,796	48,108
Acute Flaccid Paralysis	4	2	4	2	12
Acute Watery diarrhea (suspected cholera)	0	0	2	1	3
Brucellosis	297	271	282	278	1,128
chicken pox	300	262	205	258	1,025
Influenza Like Illness	12,779	12,278	13,363	12,951	51,371
Leishmaniasis	1,172	940	1,110	1,071	4,293
Lice	865	779	819	787	3,250
Measles and Rubella	52	47	67	71	237
Meningitis	88	73	73	47	281
Mumps	69	78	113	82	342
Others	232	309	288	338	1,167
Pertussis	136	99	93	112	440
SARI	410	507	423	475	1,815
Scabis	366	333	302	335	1,336
Suspected Hepatitis (Jaundice)	708	627	800	661	2,796
Tuberculosis	55	59	54	68	236
Typhoid Fever	304	324	324	343	1,295
Total	30,483	29,286	30,021	29,800	119,590

Case Distribution by Age Group, and by Governorate

Week 2022 Week 32 (7 - 13 August 2022)

DiseaseGroup	Aleppo	Al-Hasakeh	Ar-Raqqa	As-Sweida	Damascus	Daraa	Deir-ez-Zor	Hama	Homs	Idleb	Lattakia	Quneitra	Rural Damascus	Tartous	Total
▼ Priority Diseases	3,421	2,462	1,032	64	2,281	796	5,037	557	746	3,949	2,303	376	1,864	1,240	26,128
Suspected Hepatitis (Jaundice)	87	1	209	0	16	30	105	19	29	57	37	3	15	53	661
Less than 5 years	29	1	116	0	5	4	70	4	3	28	2	3	1	0	266
5 years or more	58	0	93	0	11	26	35	15	26	29	35	0	14	53	395
SARI	139	70	4	2	122	26	26	40	3	0	23	4	3	13	475
Less than 5 years	17	22	2	0	30	0	0	12	0	0	3	0	0	3	89
5 years or more	122	48	2	2	92	26	26	28	3	0	20	4	3	10	386
Meningitis	2	2	8	0	8	14	1	0	1	9	0	0	1	1	47
Less than 5 years	2	1	3	0	2	10	0	0	0	2	0	0	0	1	21
5 years or more	0	1	5	0	6	4	1	0	1	7	0	0	1	0	26
Measles and Rubella	10	0	34	0	2	4	0	1	2	17	0	0	1	0	71
Less than 5 years	10	0	16	0	2	3	0	1	0	1	0	0	1	0	34
5 years or more	0	0	18	0	0	1	0	0	2	16	0	0	0	0	37
Influenza Like Illness	1,818	1,085	414	45	1,523	432	2,316	122	385	1,190	1,449	257	1,285	630	12,951
Less than 5 years	591	481	206	5	355	142	1,307	48	130	604	628	99	473	197	5,266
5 years or more	1,227	604	208	40	1,168	290	1,009	74	255	586	821	158	812	433	7,685
Acute Watery diarrhea (suspected cholera)	0	0	0	0	0	0	0	0	0	0	1	0	0	0	1
Less than 5 years	0	0	0	0	0	0	0	0	0	0	0	0	0	0	0
5 years or more	0	0	0	0	0	0	0	0	0	0	1	0	0	0	1
Acute Flaccid Paralysis	1	0	0	0	0	0	0	1	0	0	0	0	0	0	2
Less than 5 years	1	0	0	0	0	0	0	1	0	0	0	0	0	0	2
5 years or more	0	0	0	0	0	0	0	0	0	0	0	0	0	0	0
Acute Diarrhea	1,364	1,288	330	17	606	280	2,531	374	325	2,676	793	112	559	541	11,796
Less than 5 years	636	637	192	2	326	102	1,515	231	143	1,361	376	35	230	145	5,931
5 years or more	728	651	138	15	280	178	1,016	143	182	1,315	417	77	329	396	5,865
Acute bloody diarrhea	0	16	33	0	4	10	58	0	1	0	0	0	0	2	124
Less than 5 years	0	11	17	0	1	6	53	0	1	0	0	0	0	0	89
5 years or more	0	5	16	0	3	4	5	0	0	0	0	0	0	2	35
Other Diseases	1,026	291	95	0	39	129	620	234	95	913	96	36	87	11	3,672
Typhoid Fever	13	6	25	0	3	54	180	8	7	40	0	0	6	1	343
Less than 5 years	1	2	4	0	0	0	13	1	0	21	0	0	0	0	42
5 years or more	12	4	21	0	3	54	167	7	7	19	0	0	6	1	301
Tuberculosis	30	0	0	0	2	0	0	0	0	1	27	0	6	2	68
Less than 5 years	0	0	0	0	0	0	0	0	0	0	0	0	0	0	0
5 years or more	30	0	0	0	2	0	0	0	0	1	27	0	6	2	68
Scabis	60	18	0	0	14	6	107	20	28	57	14	2	7	2	335
Less than 5 years	10	8	0	0	3	0	20	2	1	6	1	2	0	0	53
5 years or more	50	10	0	0	11	6	87	18	27	51	13	0	7	2	282
Pertussis	2	0	6	0	0	0	88	7	0	9	0	0	0	0	112
Less than 5 years	2	0	3	0	0	0	49	0	0	3	0	0	0	0	57
5 years or more	0	0	3	0	0	0	39	7	0	6	0	0	0	0	55
Others	36	196	0	0	1	42	0	12	23	0	2	16	10	0	338
Less than 5 years	20	84	0	0	0	3	0	5	9	0	0	3	0	0	124
5 years or more	16	112	0	0	1	39	0	7	14	0	2	13	10	0	214
Mumps	3	4	0	0	0	5	5	0	0	64	0	0	1	0	82
Less than 5 years	2	0	0	0	0	3	4	0	0	0	0	0	1	0	10
5 years or more	1	4	0	0	0	2	1	0	0	64	0	0	0	0	72
Lice	183	34	0	0	5	0	31	73	3	413	14	14	17	0	787
Less than 5 years	32	20	0	0	1	0	5	10	0	201	2	2	6	0	279
5 years or more	151	14	0	0	4	0	26	63	3	212	12	12	11	0	508
Leishmaniasis	652	25	23	0	5	1	58	75	12	175	34	0	5	6	1,071
Less than 5 years	105	7	4	0	1	0	23	13	0	89	0	0	0	0	242
5 years or more	547	18	19	0	4	1	35	62	12	86	34	0	5	6	829
chicken pox	17	2	13	0	4	2	49	5	12	135	4	4	11	0	258
Less than 5 years	10	0	4	0	2	1	30	2	8	54	2	3	4	0	120
5 years or more	7	2	9	0	2	1	19	3	4	81	2	1	7	0	138
Brucellosis	30	6	28	0	5	19	102	34	10	19	1	0	24	0	278
Less than 5 years	5	0	3	0	0	0	15	3	0	0	0	0	2	0	28
5 years or more	25	6	25	0	5	19	87	31	10	19	1	0	22	0	250
Total	4,447	2,753	1,127	64	2,320	925	5,657	791	841	4,862	2,399	412	1,951	1,251	29,800