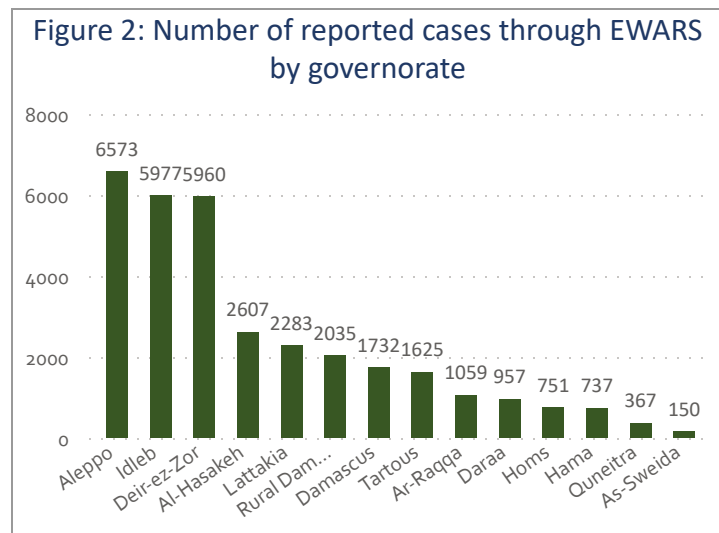
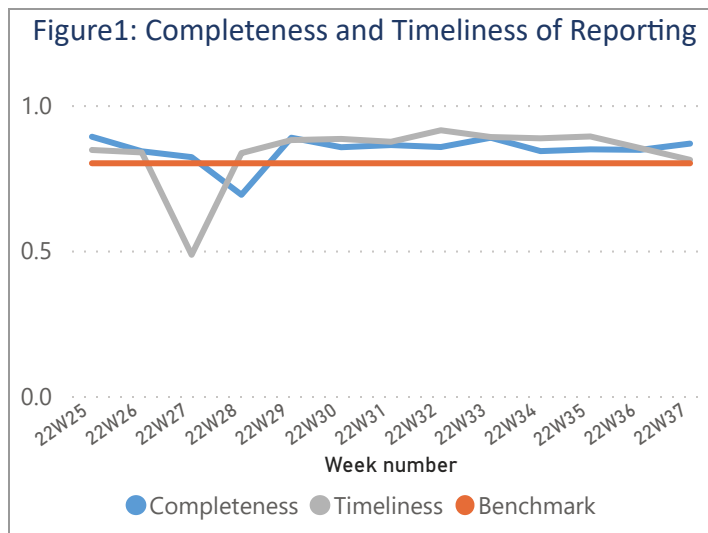


Highlights

- A total of 220,772 consultations were recorded in all the 14 governorates
- The leading causes of morbidity among all age groups were Influenza Like Illness 13848 (42.2%) and Acute Diarrhea 13677 (41.68%).
- A total of 550 AWD cases were reported during this week, and the total number of AWD cases reported since the start of the cholera outbreak in 25 August is 604
- MoH reported 64 confirmed cases of COVID-19, the cumulative number of COVID-19 confirmed cases is 57216 since the start of pandemic.
 - 3 AFP cases reported in Al-Hasakeh (2) Homs (1).
- 66 suspected measles cases in Ar-Raqqa (29) Idleb (18) Rural Damascus (4) Aleppo (3) Daraa (3) Deir-ez-Zor (3) Damascus (2) Hama (1) Lattakia (1) Homs (1) As-Sweida (1)

Performance Indicators

- A total of 1291 out of 1488 active reporting sites (86.76%) in all 14 governorates of Syria reported through EWARS, with 81.18% timeliness among those sites providing data during the week (Figure 1)



Morbidity

- A total of 220,772 consultations were recorded in 1291 health facilities in 14 governorates. Among them, 32813 cases were EWARS notifiable health conditions (Figure 2)
- The leading causes of morbidity among all age groups were Influenza Like Illness 13848 (42.2%) and Acute Diarrhea 13677 (41.68%).
- Of the 32813 total reported cases, 50.05% (16424) were female, and 42.12% (13822) were children under 5 years old
 - Children under 5 years of age 42.32% of cases are ILI, and ILI representing 42.12% of the cases above 5 years during this reporting period (Figure 3)
- The proportional morbidity of ILI is 6.27% and the upwards trend was observed: 1.68% from the previous week (Figure 4)
- The proportional morbidity of AD is 6.2% and the upwards trend was observed: 1.37% from the previous week (Figure 4)

Figure 3: Proportional morbidity by age group

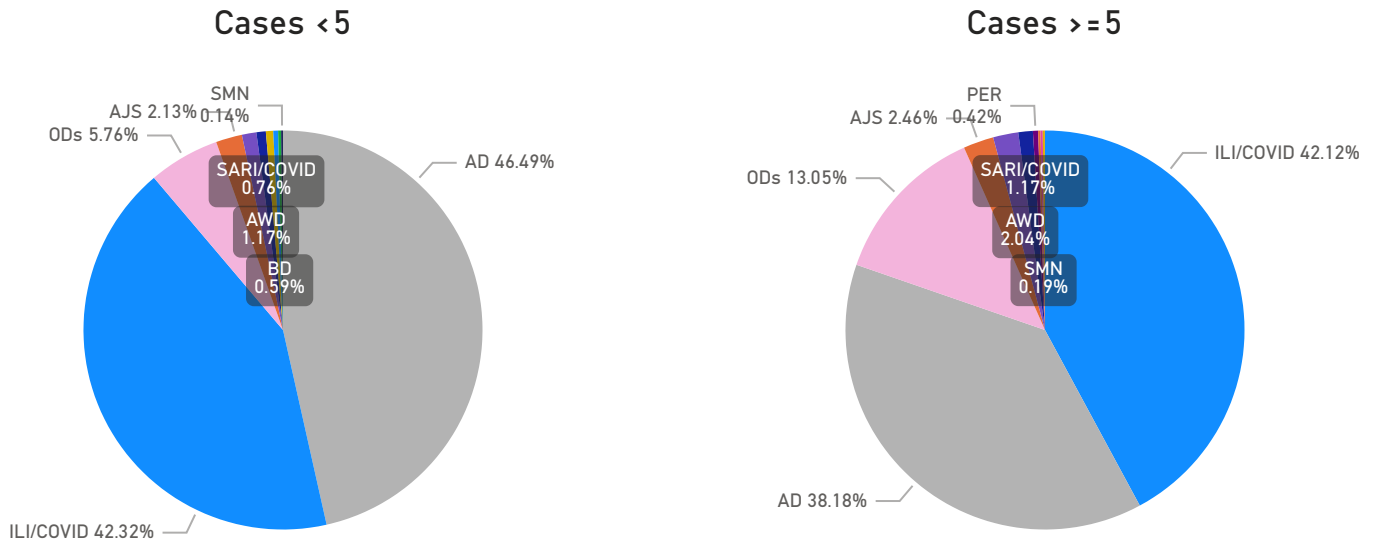
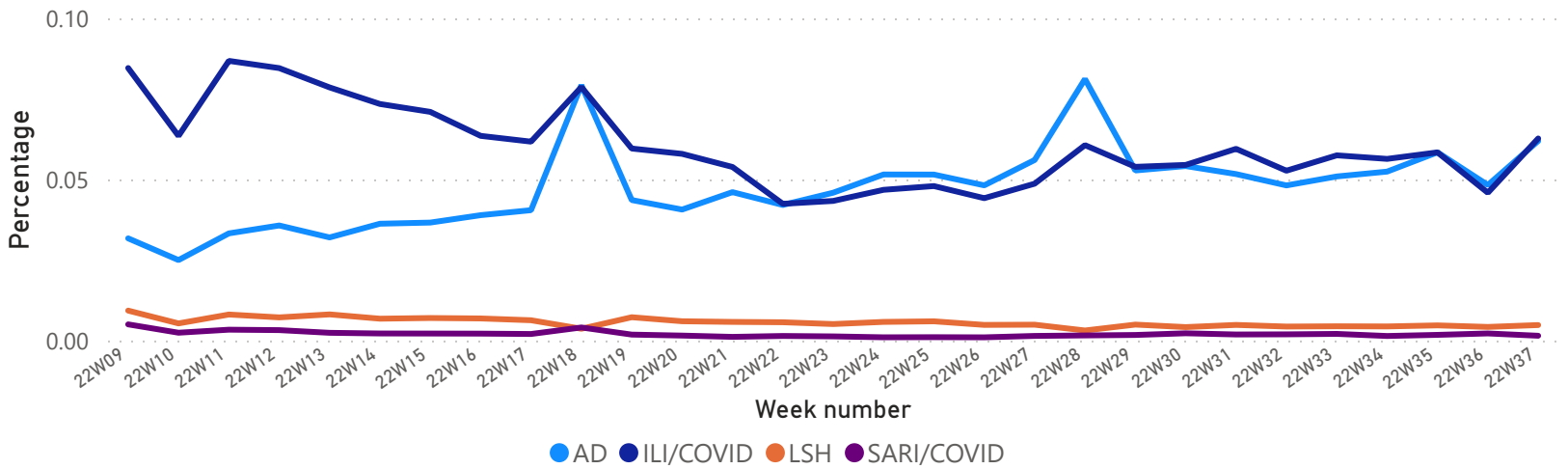


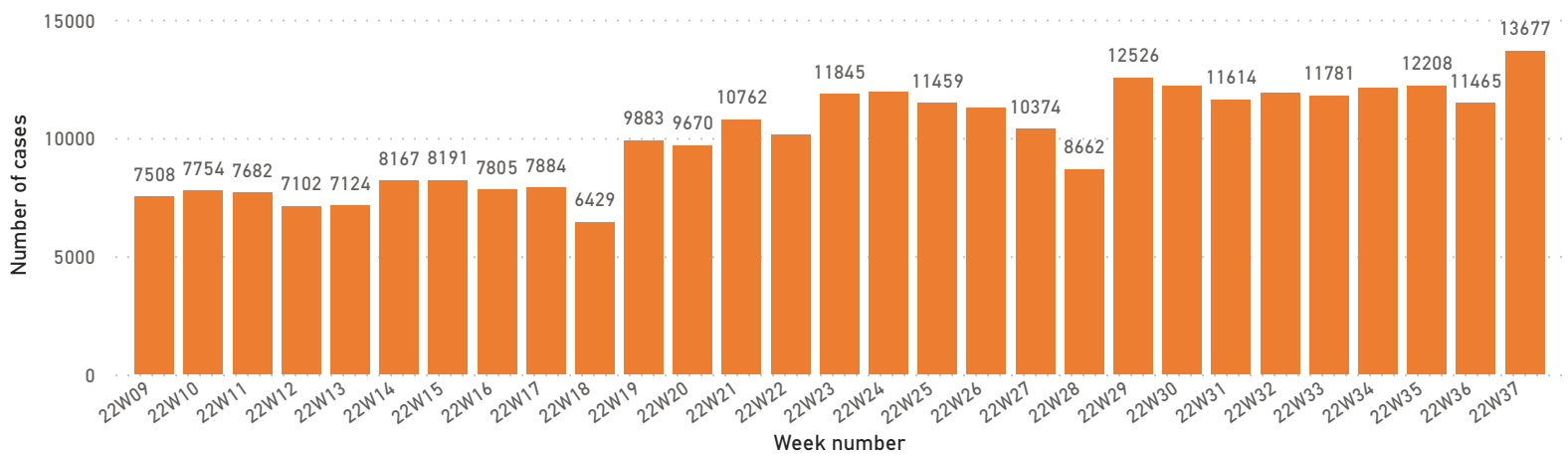
Figure 4: Proportion of Morbidity of top 4 diseases among the total consultation by week



1. Waterborne Diseases

- There was 550 case of acute watery diarrhea (AWD)
- A total of 13677 AD cases were reported during this week

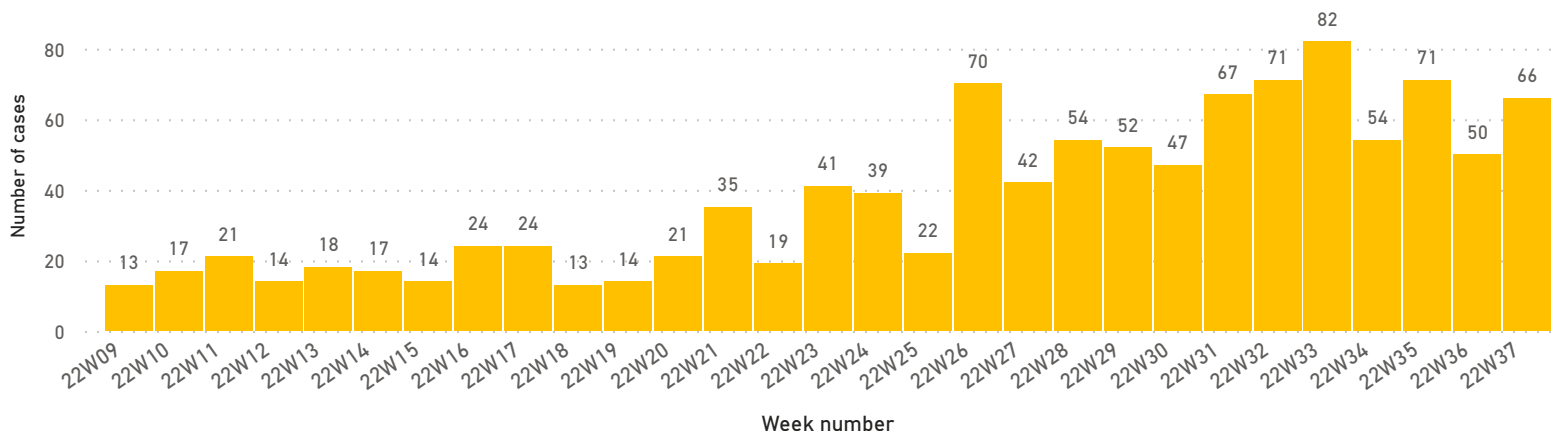
Figure 5: Number of acute diarrhea by week



2. Vaccine Preventable Diseases

- 3 cases of acute flaccid paralysis (AFP) were reported in this week
- Number of suspected measles in thre reporting week was (66) cases. Most cases were reported from Ar-Raqqa (29) Idleb (18) Rural Damascus (4) Aleppo (3) Daraa (3) Deir-ez-Zor (3) Damascus (2) Hama (1) Lattakia (1) Homs (1) As-Swei (1)

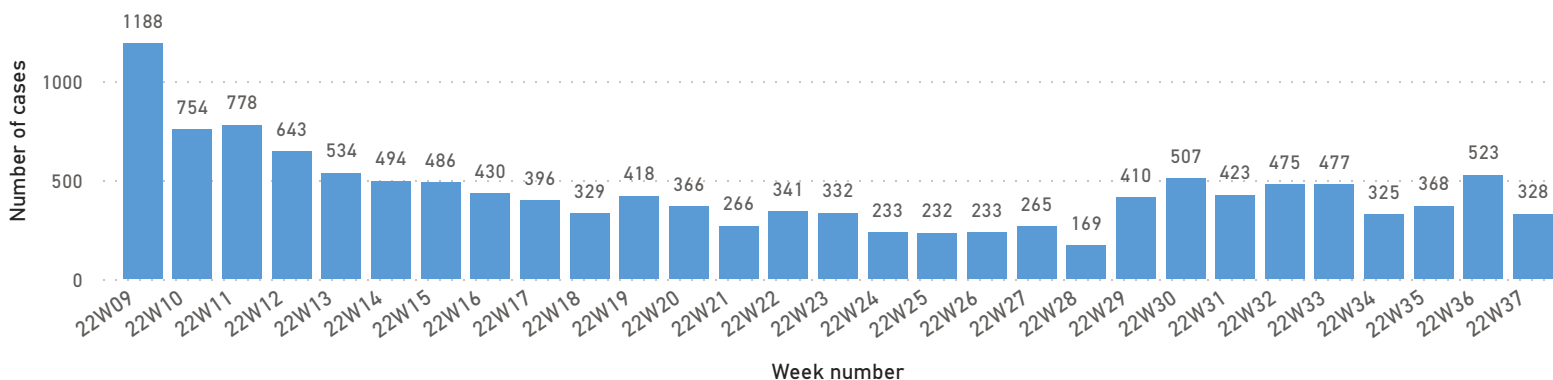
Figure 6: Suspected measles cases by week



3. Respiratory Diseases

- In total, 13848 ILI cases were reported during week.
- In total, 328 SARI cases were reported, and the trend is shown in (Figure 7). Most of the cases were reported from Aleppo (115) Damascus (84) Tartous (38) Deir-ez-Zor (25) Daraa (14) Hama (13) Homs (13) Al-Hasakeh (10) Ar-Raqqa (6) Quneitra (4) Lattakia (4) As-Sweida (2)

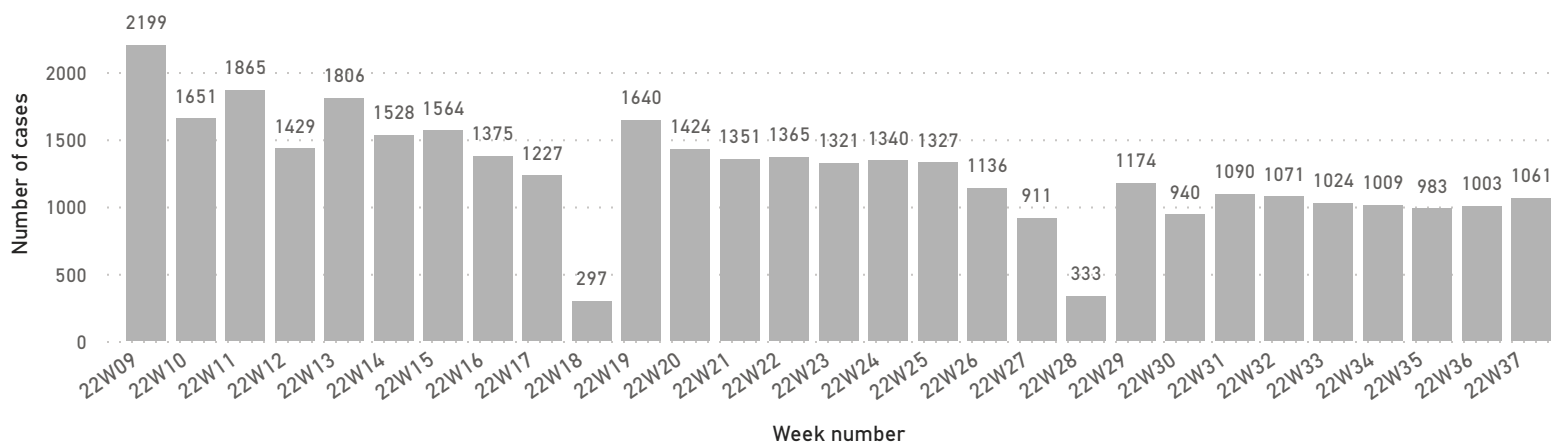
Figure 7: SARI cases by week



4. Other Diseases

- 3274 cases were reported as "other diseases" through EWARS. The health conditions with the highest incidents were Leishmaniasis (1061) Lice (1010) and Scabis (305)
- During this week, most of suspected leishmaniasis cases were reported from Aleppo (653) Idleb (125) Hama (95)

Figure 8: Suspected Leishmaniasis cases by week



COVID-19

- As of 17 September 2022, a total of 57216 confirmed cases – in 14 governorates, Damascus (11162) (19.51%), Lattakia (9847) (17.21%), Aleppo (8724) (15.25%), Homs (6152) (10.75%), Rural Damascus (5261) (9.19%), Tartous (3980) (6.96%), Dar'a (3310) (5.79%), As-Sweida (3019) (5.28%), Hama (2863) (5%), Al-Hasakeh (1022) (1.79%), Quneitra (1004) (1.75%), Deir-ez-Zor (840) (1.47%), Ar-Raqqa (25) (0.04%), Idleb (7) (0.01%),
- Number of deaths related to COVID-19 is 3163 in 11 governorates, CFR 5.5%
- A total of 14176 suspected COVID-19 cases were reported by EWARS system, in this week. Most of cases were reported from Deir-ez-Zor (2322), Aleppo (2227) and Idleb (1969)

Figure 9: Confirmed COVID-19 cases by outcome

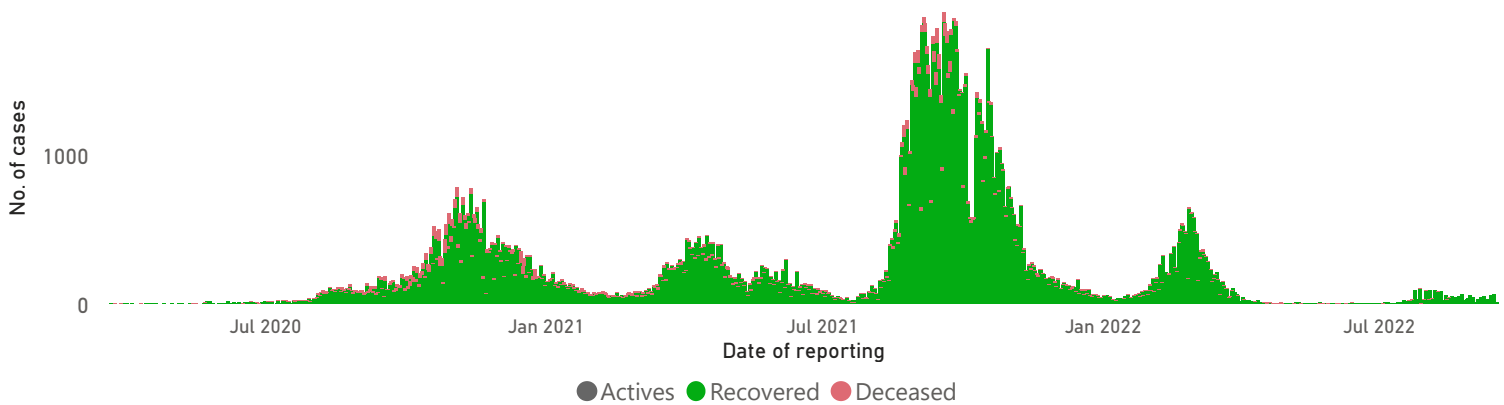
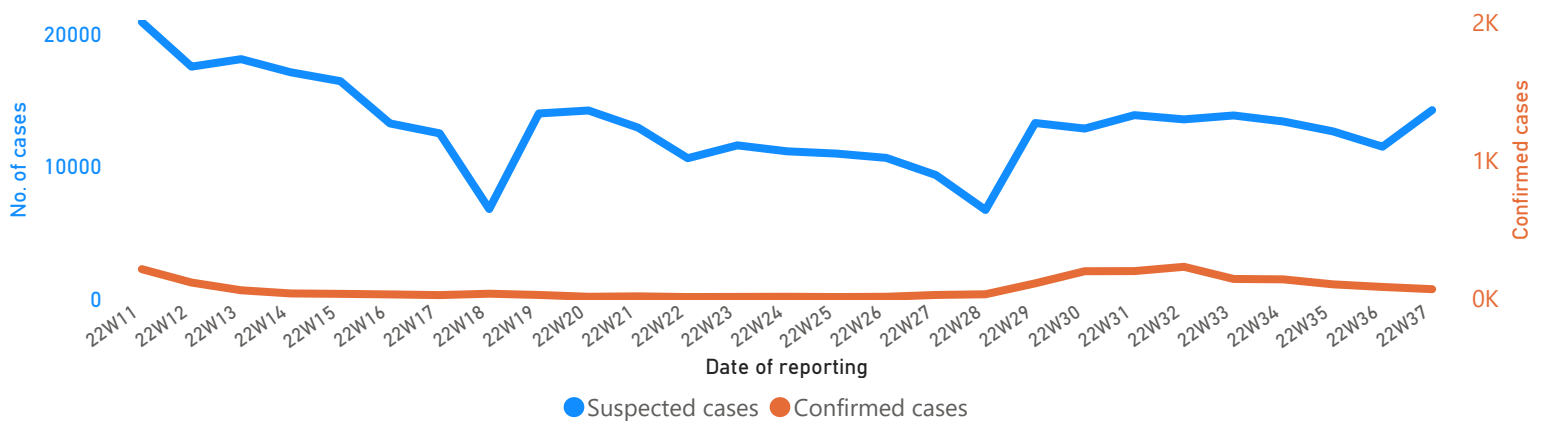


Figure 10: Suspected and confirmed COVID-19 cases by week



Comparison with Previous Week by Health...

DiseaseName	22W34	22W35	22W36	22W37	Total
Acute bloody diarrhea	107	107	90	116	420
Acute Diarrhea	12,086	12,208	11,465	13,677	49,436
Acute Flaccid Paralysis	2	7	3	3	15
Acute Watery diarrhea (suspected cholera)	0	4	46	550	600
Brucellosis	247	231	212	199	889
chicken pox	172	201	185	161	719
Influenza Like Illness	12,995	12,206	10,894	13,848	49,943
Leishmaniasis	1,009	983	1,003	1,061	4,056
Lice	883	855	910	1,010	3,658
Measles and Rubella	54	71	50	66	241
Meningitis	65	60	55	56	236
Mumps	38	51	39	41	169
Others	290	176	186	188	840
Pertussis	123	116	69	133	441
SARI	325	368	523	328	1,544
Scabis	325	308	326	305	1,264
Suspected Hepatitis (Jaundice)	680	660	628	762	2,730
Tuberculosis	44	37	48	35	164
Typhoid Fever	337	336	284	274	1,231
Total	29,782	28,985	27,016	32,813	118,596

Case Distribution by Age Group, and by Governorate

Week 2022 Week 37 (11 - 17 September 2022)

DiseaseGroup	Aleppo	Al-Hasakeh	Ar-Raqqa	As-Sweida	Damascus	Daraa	Deir-ez-Zor	Hama	Homs	Idleb	Lattakia	Quneitra	Rural Damascus	Tartous	Total
▼ Priority Diseases	5,500	2,413	1,005	140	1,706	899	5,430	516	634	5,103	2,178	354	1,930	1,598	29,406
Suspected Hepatitis (Jaundice)	88	7	189	0	15	19	179	16	47	48	55	6	36	57	762
Less than 5 years	33	6	103	0	7	1	104	2	3	17	11	2	5	0	294
5 years or more	55	1	86	0	8	18	75	14	44	31	44	4	31	57	468
SARI	115	10	6	2	84	14	25	13	13	0	4	4	0	38	328
Less than 5 years	20	2	2	0	52	9	4	8	0	0	0	0	0	8	105
5 years or more	95	8	4	2	32	5	21	5	13	0	4	4	0	30	223
Meningitis	10	0	6	0	2	5	0	0	1	17	4	1	6	4	56
Less than 5 years	5	0	3	0	0	1	0	0	0	4	3	1	2	0	19
5 years or more	5	0	3	0	2	4	0	0	1	13	1	0	4	4	37
Measles and Rubella	3	0	29	1	2	3	3	1	1	18	1	0	4	0	66
Less than 5 years	2	0	17	0	2	3	3	1	1	2	0	0	3	0	34
5 years or more	1	0	12	1	0	0	0	0	0	16	1	0	1	0	32
Influenza Like Illness	2,112	1,231	329	115	1,022	521	2,297	136	309	1,969	1,363	216	1,238	990	13,848
Less than 5 years	712	457	158	26	392	201	1,324	62	91	966	609	90	509	252	5,849
5 years or more	1,400	774	171	89	630	320	973	74	218	1,003	754	126	729	738	7,999
Acute Watery diarrhea (suspected cholera)	305	39	0	2	1	5	169	4	3	0	17	0	5	0	550
Less than 5 years	57	18	0		0	0	80	2	2	0	2	0	1	0	162
5 years or more	248	21	0	2	1	5	89	2	1	0	15		4	0	388
Acute Flaccid Paralysis	0	2	0	0	0	0	0	0	1	0	0	0	0	0	3
Less than 5 years	0	1	0	0	0	0	0	0	0	0	0	0	0	0	1
5 years or more	0	1	0	0	0	0	0	0	1	0	0	0	0	0	2
Acute Diarrhea	2,867	1,114	407	20	579	323	2,703	346	259	3,051	732	127	640	509	13,677
Less than 5 years	964	545	205	9	313	160	1,589	231	101	1,509	309	40	308	143	6,426
5 years or more	1,903	569	202	11	266	163	1,114	115	158	1,542	423	87	332	366	7,251
Acute bloody diarrhea	0	10	39	0	1	9	54	0	0	0	2	0	1	0	116
Less than 5 years	0	6	18	0	1	6	50	0	0	0	1	0	0	0	82
5 years or more	0	4	21	0	0	3	4	0	0	0	1	0	1	0	34
Other Diseases	1,073	194	54	10	26	58	530	221	117	874	105	13	105	27	3,407
Typhoid Fever	9	2	17	0	0	13	164	8	1	57	0	0	3	0	274
Less than 5 years	0	0	2	0	0	3	23	0	0	34	0	0	0	0	62
5 years or more	9	2	15	0	0	10	141	8	1	23	0	0	3	0	212
Tuberculosis	14	0	0	0	3	0	0	0	0	3	13		0	2	35
Less than 5 years	0	0	0	0	0	0	0	0	0	0			0	0	0
5 years or more	14	0	0	0	3	0	0	0	0	3	13		0	2	35
Scabis	91	10	0	2	4	6	83	7	34	43	15	1	7	2	305
Less than 5 years	6	2	0	0	1	4	10	1	2	3	0	0	0	2	31
5 years or more	85	8	0	2	3	2	73	6	32	40	15	1	7	0	274
Pertussis	0	0	1	0	0	0	109	1	0	22	0	0	0	0	133
Less than 5 years	0	0	0	0	0	0	42	1	0	11	0	0	0	0	54
5 years or more	0	0	1		0	0	67	0	0	11	0		0	0	79
Others	5	89	0	0	0	28	2	7	27	0	3	6	19	2	188
Less than 5 years	0	33	0	0	0	5	2	1	6	0	0	2	0	2	51
5 years or more	5	56	0	0	0	23	0	6	21	0	3	4	19	0	137
Mumps	1	5	0	1	1	0	17	0	0	16	0	0	0	0	41
Less than 5 years	0	1	0	0	1	0	15	0	0	0	0	0	0	0	17
5 years or more	1	4	0	1	0	0	2	0	0	16	0	0	0	0	24
Lice	271	31	0	0	8	3	20	65	30	491	30	4	42	15	1,010
Less than 5 years	48	14	0	0	3	1	1	10	1	224	4	1	7	0	314
5 years or more	223	17	0	0	5	2	19	55	29	267	26	3	35	15	696
Leishmaniasis	653	47	14	4	1	0	65	95	16	125	30	0	5	6	1,061
Less than 5 years	113	20	7	1	1	0	23	12	0	48	1	0	1	0	227
5 years or more	540	27	7	3	0	0	42	83	16	77	29	0	4	6	834
chicken pox	9	2	5	1	1	4	11	4	7	99	7	2	9	0	161
Less than 5 years	5	1	2	1	1	1	3	4	4	45	1	1	3	0	72
5 years or more	4	1	3	0	0	3	8	0	3	54	6	1	6	0	89
Brucellosis	20	8	17	2	8	4	59	34	2	18	7	0	20	0	199
Less than 5 years	2	3	1	0	0	1	8	3	0	1	0	0	3	0	22
5 years or more	18	5	16	2	8	3	51	31	2	17	7	0	17	0	177
Total	6,573	2,607	1,059	150	1,732	957	5,960	737	751	5,977	2,283	367	2,035	1,625	32,813