

Monthly COVID-19 Bulletin

November 2022

In this edition:

- [Epidemiological Overview \(Morbidity and Mortality\)](#)
- [Testing](#)
- [Vaccination](#)
- [Operational Updates on WHO's response per pillars of COVID-19 response](#)

Epidemiological Overview

Data as of 30 November 2022

Total cases 201 324	Total deaths 7 246	Total recovered 158 746
Case Fatality Ratio 3.6%	PCR Tests 737 817	Total Vaccine Doses used 4 994 554

Analysis of epidemiological data for the Whole of Syria

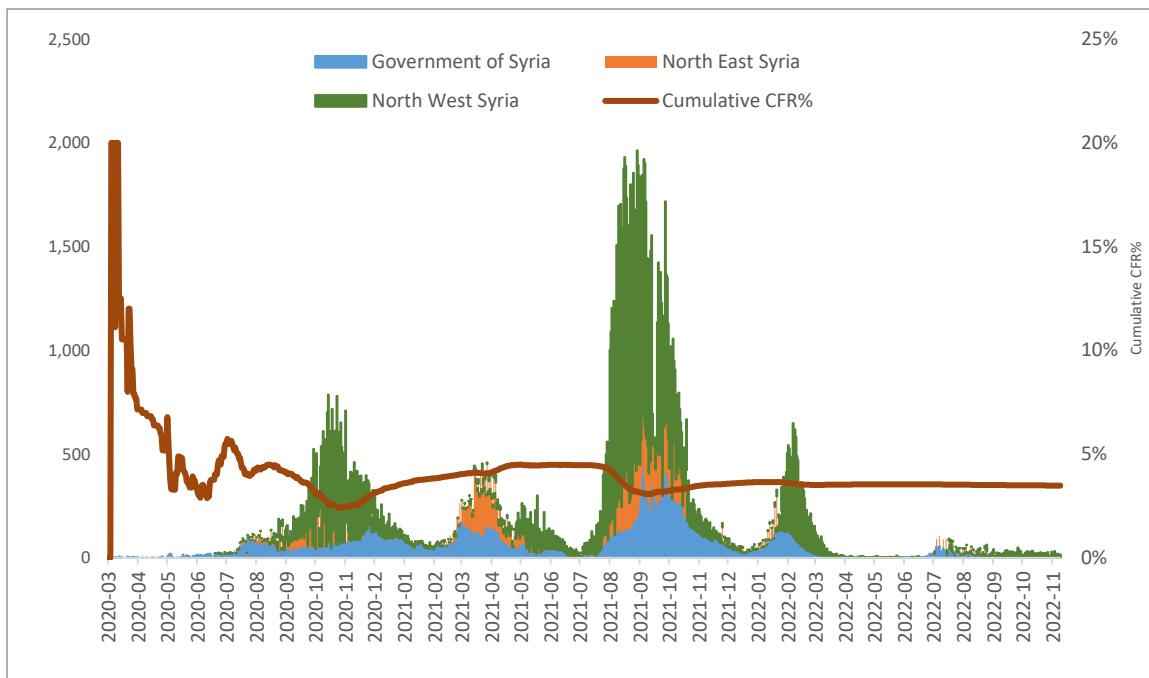
A total of 201 324 confirmed COVID-19 cases were reported in Syria between 22 March 2020 and 30 November 2022 of which, 104 651 (51.98%) were reported from north-west Syria (NWS), 57 399 (28.51%) from government-controlled areas (GoS), and the remaining 39 274 (19.51%) from north-east Syria (NES). During the same period, a total of 7 246 related deaths were reported, of which 3 163 (43.65%) were from GoS, 2 505 (34.57%) from NWS, and 1 578 (21.78%) from NES. The overall Case Fatality Rate (CFR) is 3.6%. The CFR was highest in GoS (5.5%), NES (4.0%) and in NWS the CFR was 2.4%.

The high CFR rates in GoS are attributed to the testing strategy for only severe and critical cases admitted to hospitals for treatment.

In November, the number of confirmed COVID-19 cases reported across the Whole of Syria decreased by 26% (n=538) compared with the previous month (n=724) with all areas showing a decline. NWS decreased by 23% (n=491) compared to the previous month (n=640), the number of reported cases in GoS also decreased by 33% (n=39) compared to September (n=56) and NES reported a decrease of new cases by 69% with 26 new cases compared to 8 in the previous month.

The number of reported COVID-19 cases and its percentage out of the national totals across 8 governorates during the month of November is as follows: Aleppo 47.03% (n= 253), Idleb 45.54% (n= 245), Damascus 3.72% (n= 20), Al-Hasakeh 1.49% (n= 8), Tartous 1.3% (n= 7), Hama 0.37% (n= 2), Latakia 0.37% (n= 2), Homs 0.19% (n= 1).

Figure 1. The whole of Syria daily reported COVID-19 cases up to 30 November 2022

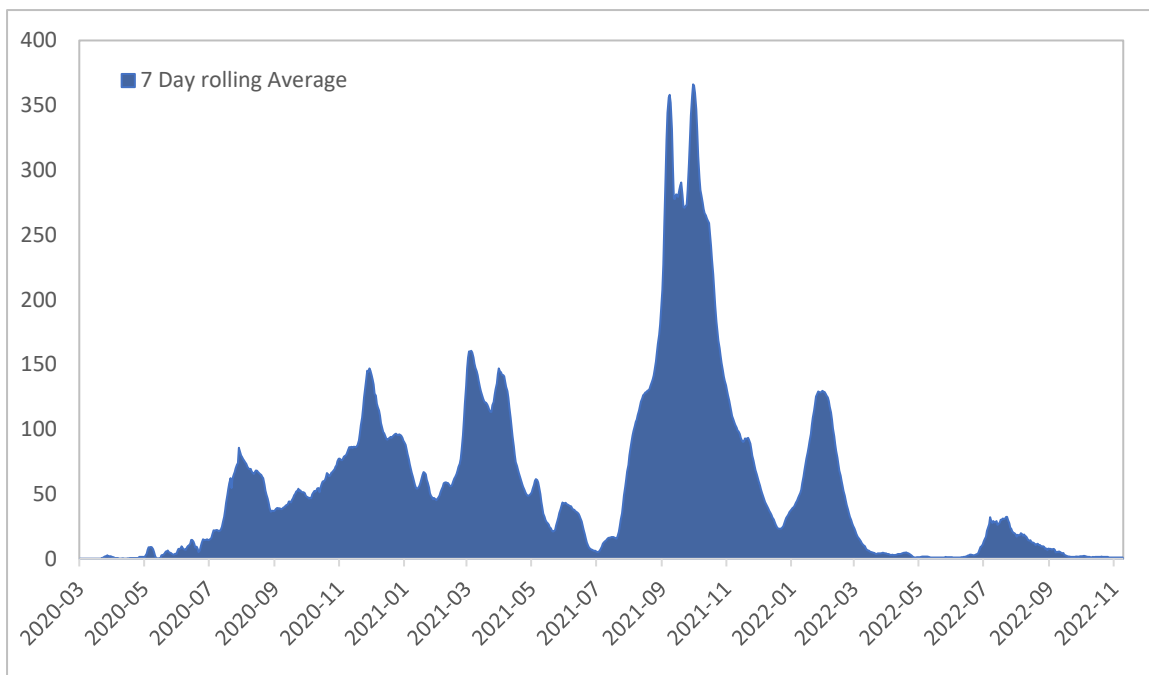


Analysis per region

Government of Syria

COVID-19 cases in GoS areas continue to decrease during November by 33%, the 7-day average of new cases was 1 compared to 2 cases in October 2022.

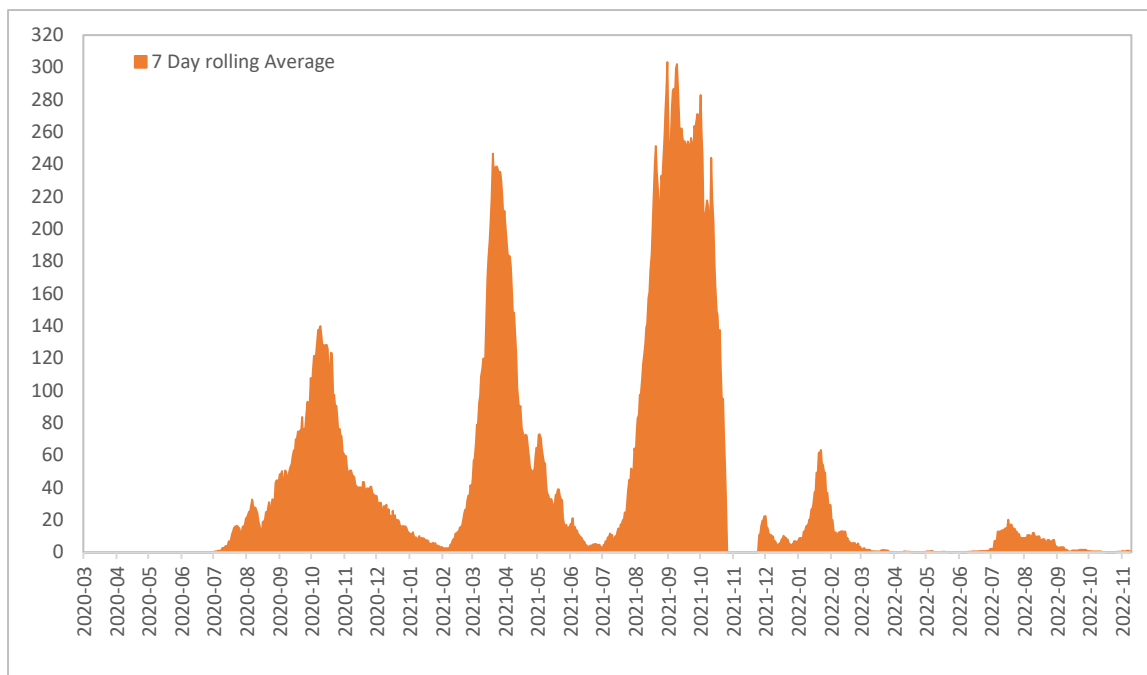
Figure. 2 The 7-day rolling average of COVID-19 cases in GoS



North-east Syria

There is a sharp decrease in the number of reported cases of COVID-19 in NES during November. The current 7-day average is 1 case as of 30 November 2022.

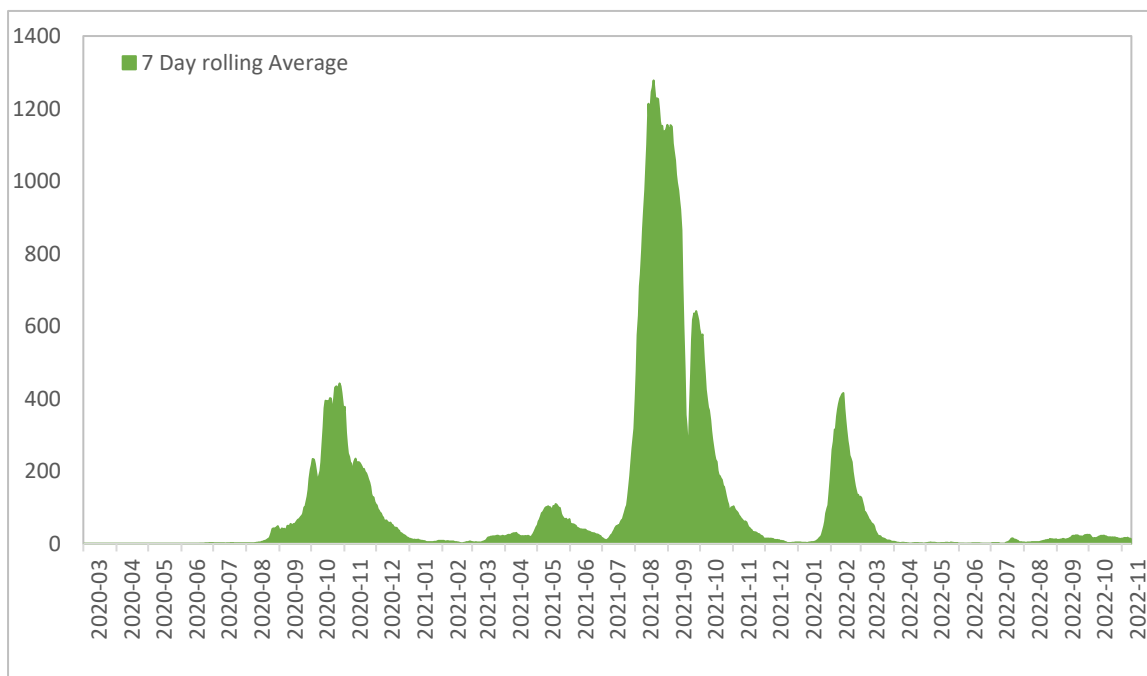
Figure 3. The 7-day rolling average of COVID-19 cases in NES



North-west Syria

The number of confirmed cases in NWS increased in November 2022 by 23%, the 7-day average of new cases as of 30 November is 13 cases.

Figure 4. The 7-day rolling average of COVID-19 cases in NWS



Deaths

In November, there were zero newly reported deaths associated with COVID-19, the same as in October. The cumulative mortality rate is 33.5 deaths per 100 000 cases. The cumulative case fatality rate is 3.6%. CFR remained the highest in Deir-ez-Zor - 8.8%, Damascus - 8.1%, and As-Sweida - 8.5%. The high CFR is attributed to the practice of testing only severe COVID-19 cases admitted to hospitals, while testing of mild and moderate cases through the Ag-RDTs is only available in some PHCs. Furthermore, high mortality rates early in the response when case management capacity was limited have had a lasting effect on CFR for Syria even though zero deaths were recorded in October and November 2022.

Figure 5. The 7-day rolling average of COVID-19 deaths

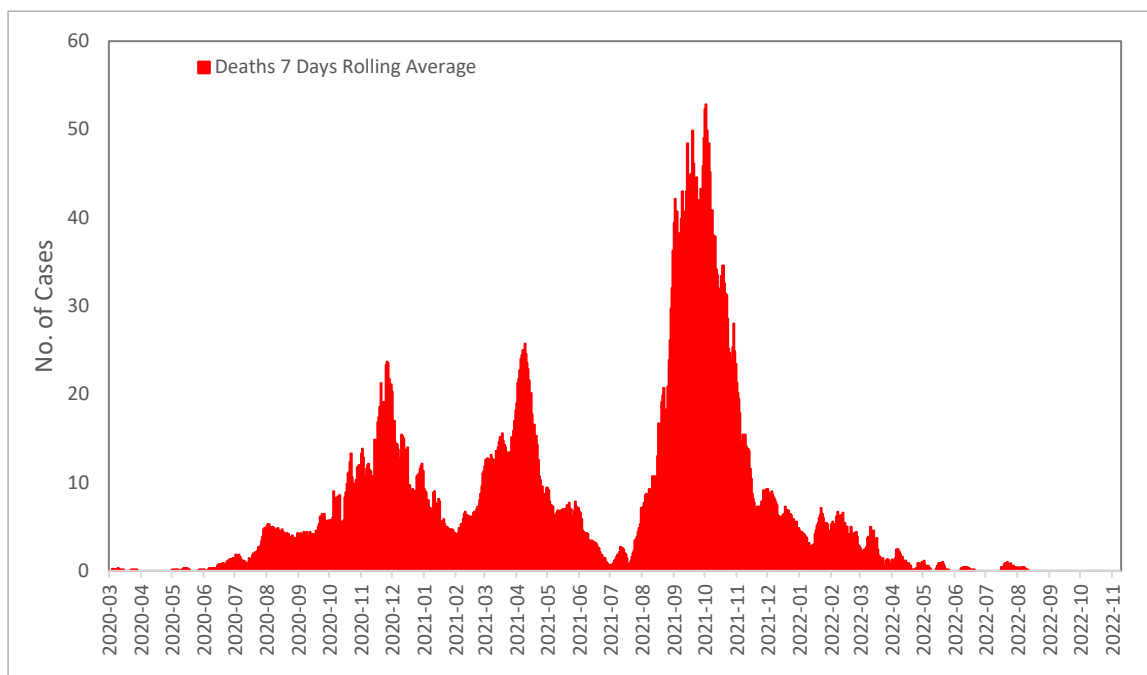


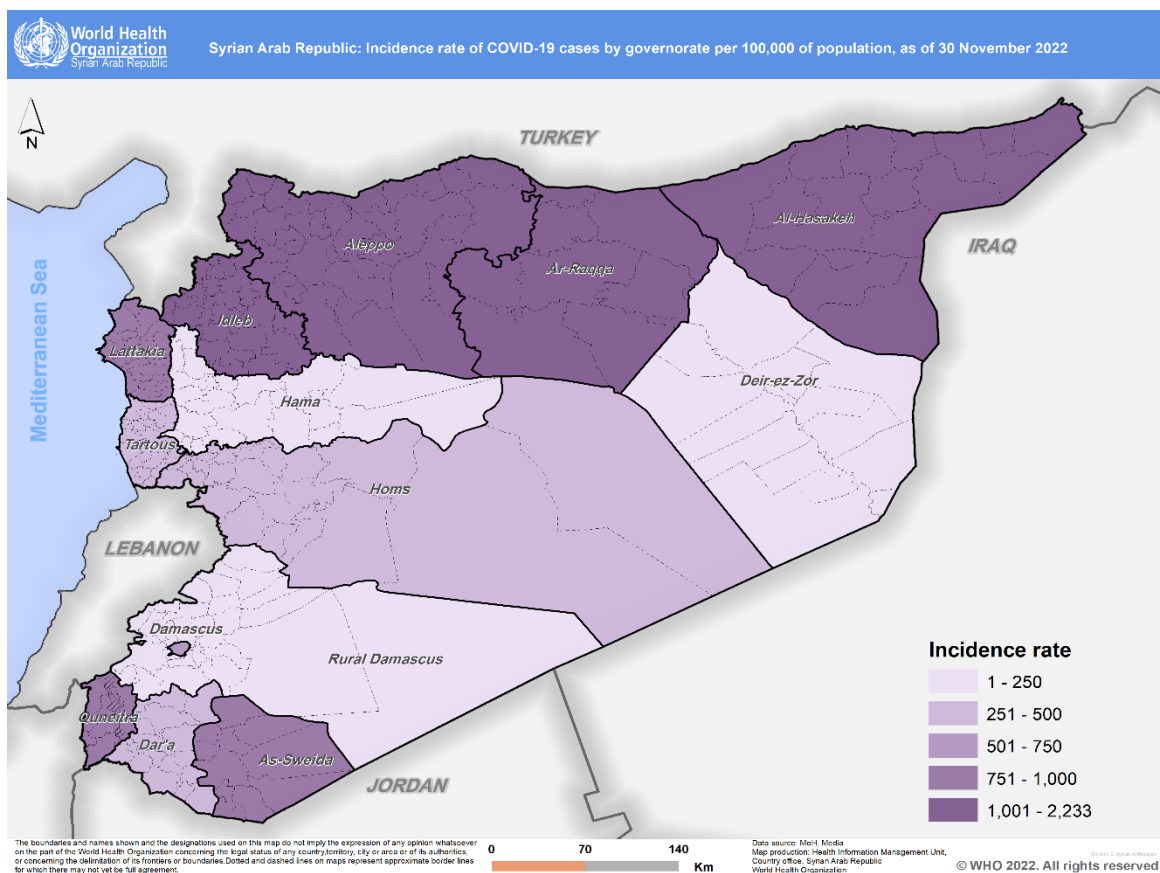
Table 1. Number of deaths increase/decrease since last month

7 246 Total COVID-19-related deaths reported up to date	0 The 30-day average number of deaths (during the reported month)
0 The 30-day average number of deaths (during the previous month)	

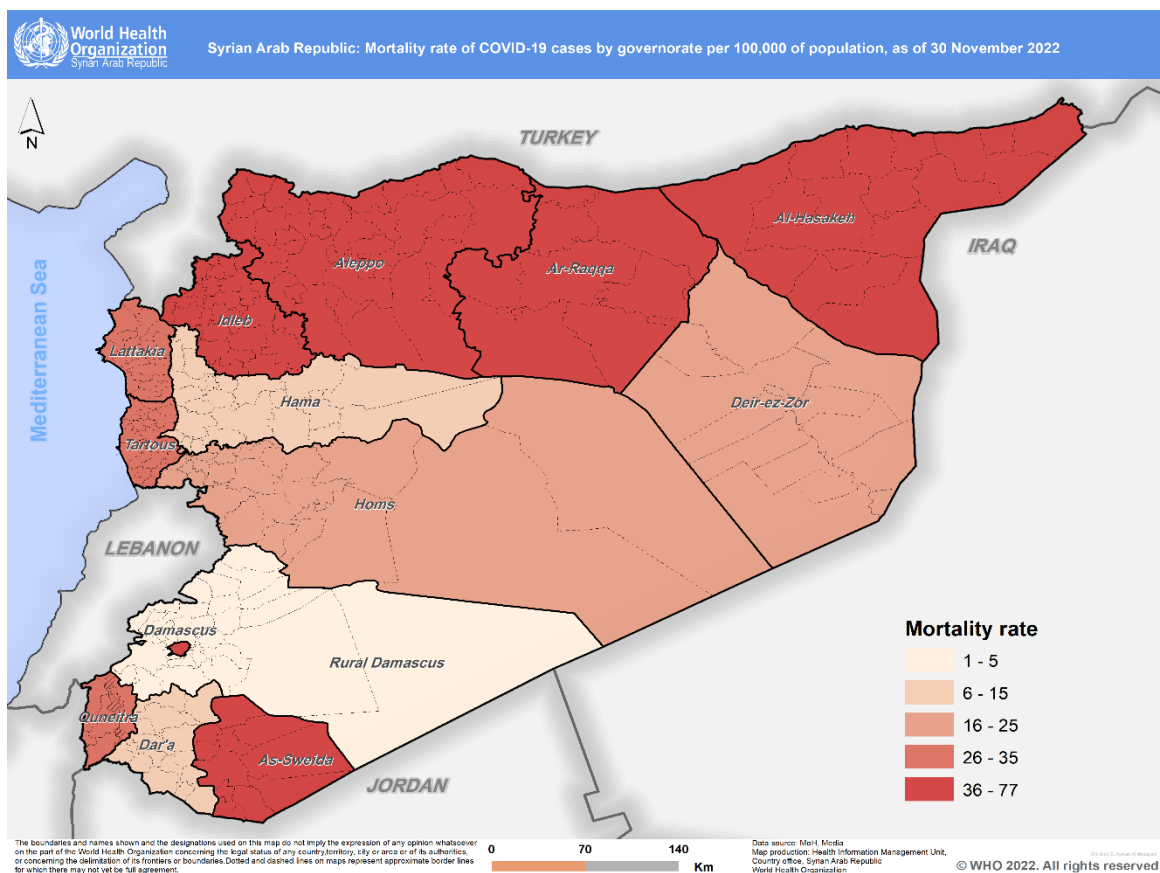
Table 2. Newly reported and cumulative cases of COVID-19 and associated deaths, by region, up to 30 November 2022

Area	New cases in reported month 2022 (%)	Change in new cases Last month	Cumulative cases (%)	New deaths in the reported month	Change in new deaths compared to last month	Cumulative deaths (%)
Government of Syria	39 (7.25%)	-32.8%	57,399 (28.51%)	0	0%	3,163 (43.65%)
North-east Syria	8 (1.49%)	-69.2%	39,274 (19.51%)	0	0%	1,578 (21.78%)
North-west Syria	491 (91.26%)	-23.3%	104,651 (51.98%)	0	0%	2,505 (34.57%)
Whole of Syria	538	-25.7%	201,324 (100.0%)	0	0%	7,246 (100.0%)

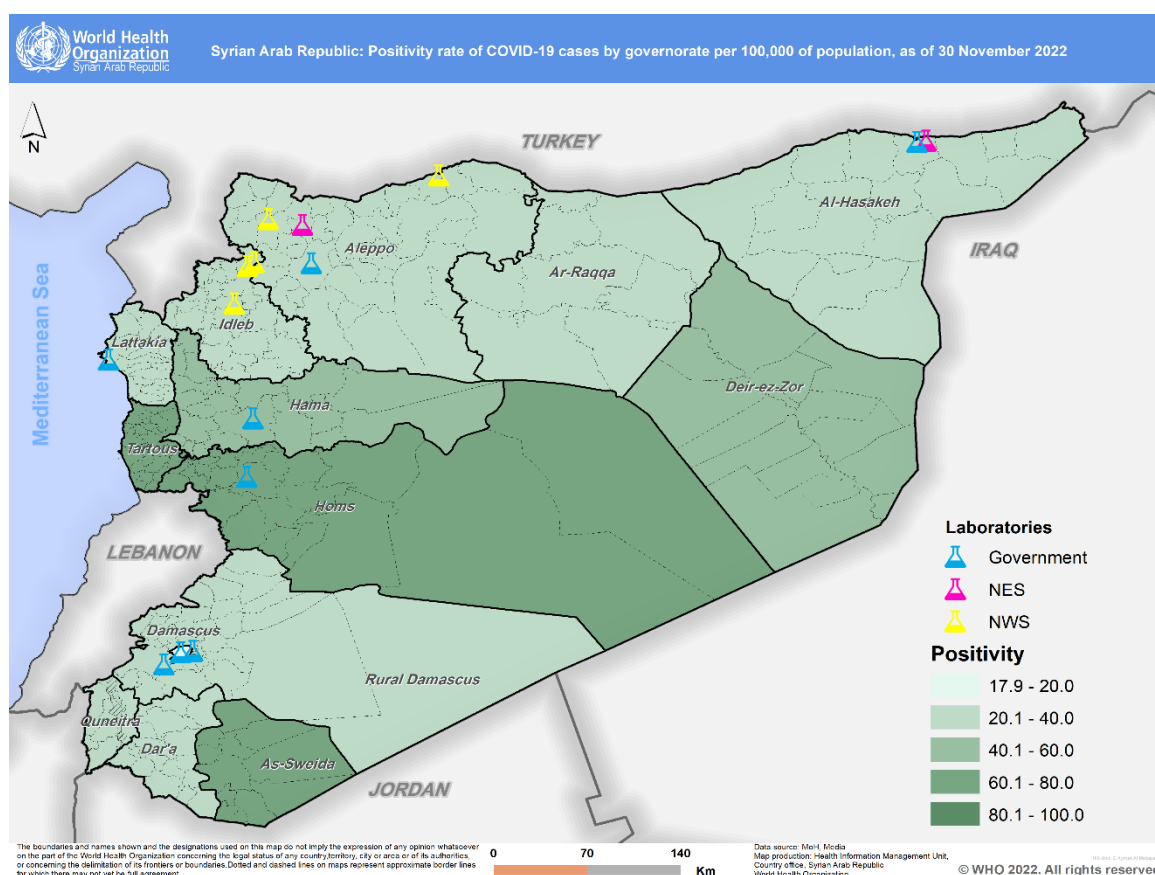
Map 1: Total number of COVID-19 cases per 100 000 of the population reported in each governorate, as of 30 November 2022



Map 2: COVID-19-related deaths per 100 000 of the population reported in each governorate, as of 30 November 2022



Map 3: COVID-19 Laboratory Positivity Rate by governorate, as of 30 November 2022



Syria had a low incidence level of community transmission with 2.5 cases/per 100,000 population/month during November 2022. The cumulative incidence rate since the start of the outbreak in WoS is 930/100 000 (as of 30 November 2022). The incidence rates are underestimated due to the low number of tested cases.

Testing

The number of PCR tests conducted in November 2022 increased by 61.6% (n=22,857) compared to 9 961 tests in October 2022 due to the increase in the number of tests in NWS. The total number of PCR tests conducted in WoS up to 30 November 2022 is **737 817**. During November 2022, a total of 402 antigen-detection rapid diagnostic tests (Ag-RDTs) were performed at Ministry of Health (MoH) primary healthcare centers (PHCs), Ministry of Education (MoE) school health directorate centers, and NGOs medical points. The total number of PCR and Ag-RDTs tests in November was 23 259 and the monthly testing positivity rate was 2.3%.

Table 3. Positivity Rate increase/decrease since last month

<p>23,259</p> <p>Number of tests conducted during the reporting month (PCR and Ag-RDTs)</p>	<p>2.3%</p> <p>Testing positivity rate in the reporting month</p>
<p>6.7%</p> <p>The previous average positivity rate</p>	

COVID-19 Vaccinations

Vaccination activities continue across Syria at both fixed health facilities and through mobile medical teams in rural areas. 152 237 new doses were administered across Syria during November 2022, and 135 895 individuals took their first dose during the same period.

MoH is planning to conduct a mass vaccination campaign in December 2022, targeting the population above 18 years old.

Figure 5. The average weekly administered doses

There is a 228% increase in the administered doses of vaccines during November (n=152,237) compared to the previous month (n=46,287).

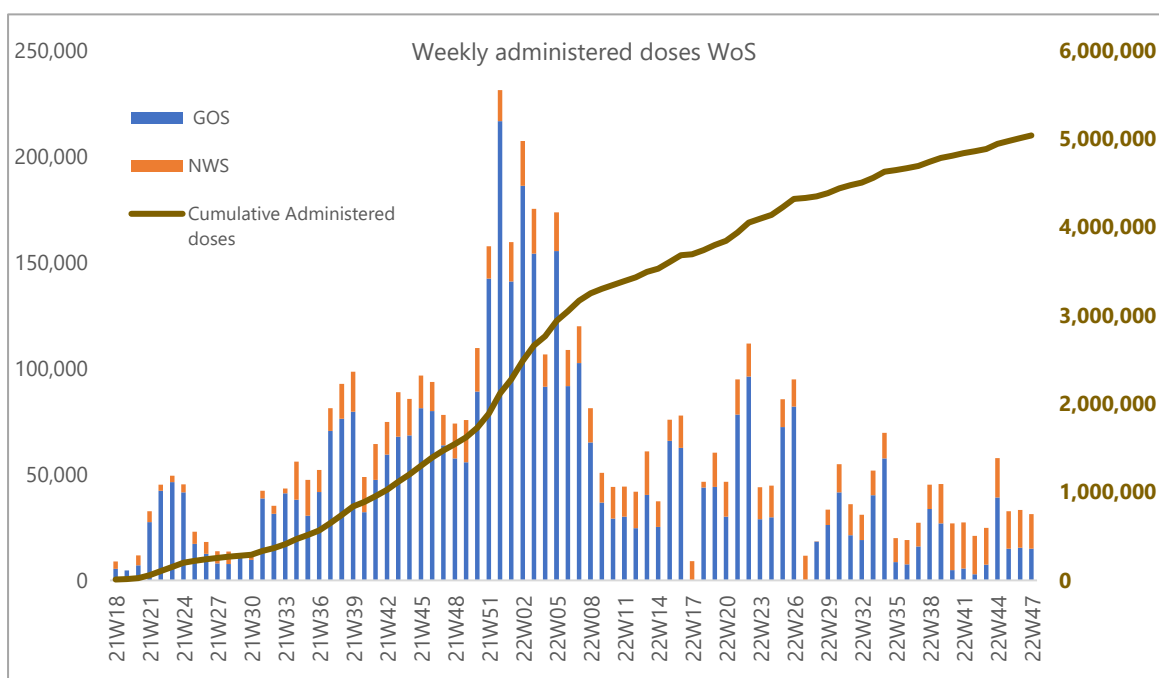


Table 4. Overall delivered vaccines from April 2021 till 30 November 2022:

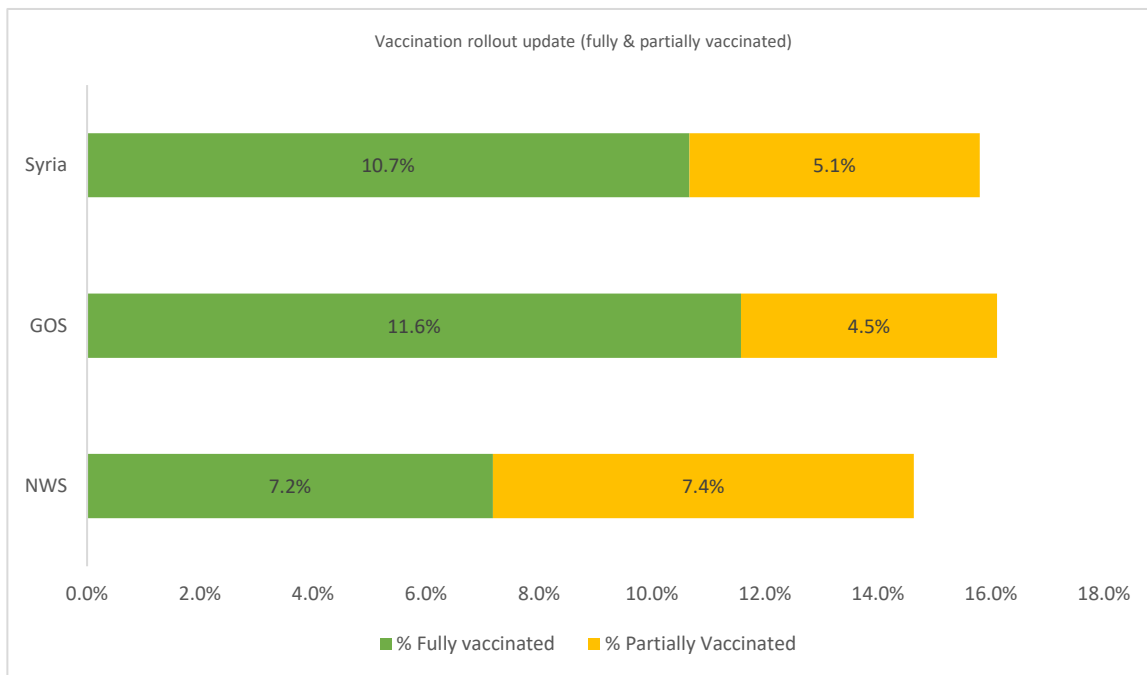
	Type of Allocation	Manufacturer of vaccine	Quantity
GOS	COVAX	AZ Covishield	1 203 500
		AZ/AZD1222	1 318 340
		Sinovac	3 307 200
		Janssen	3 458 400
		Total	9 287 440
	Bilateral	AZ/AZD1222	368,640
		Sinopharm	1 995,000
		Sputnik light	250 000
		Sputnik V	100 000
		Soberana	120 000
		Abdala	120 000
Total	2 953 640		
GOS Total			12,241,080
NWS	COVAX	AZ Covishield	53 800
		AZ/AZD1222	350 400
		Sinovac	823 200
		Janssen	832 800
		Total	2 060 200
WOS Total			14,311,280

The available vaccines are sufficient to reach 38.7% of the population. As per the above table, vaccines received from bilateral agreements represent 20% of the total received, and the remaining 80% were delivered through COVAX. More intensification of COVID-19 vaccination is sought through vigorous RCCE and mobile vaccination teams.

Vaccination coverage as of 30 November 2022

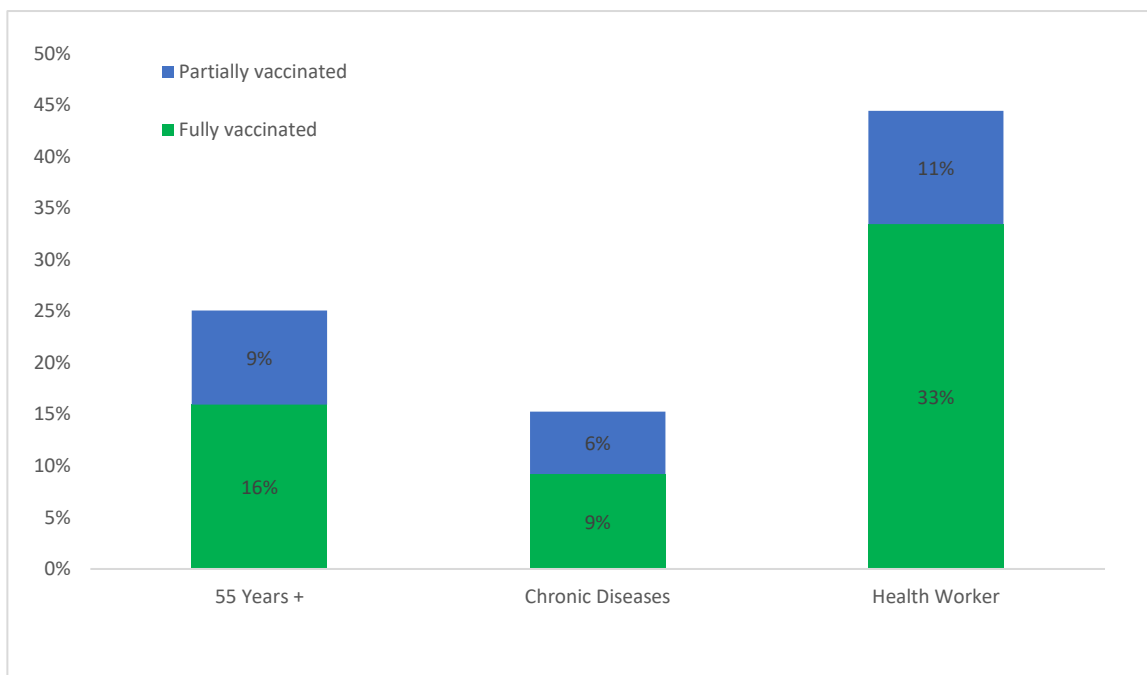
- 15.8% of the total population received at least one dose of the vaccine, and only 10.7% are fully vaccinated.
- A total of 4 901 709 doses of different vaccines were administered (total number of vaccinated people 3 248 546).

Figure 6. Vaccination status in the Whole of Syria as of 30 November 2022



Vaccination coverage in priority groups:

The vaccination in priority groups is low in WoS. Only 33% of health workers, 16% of the elderly, and 9% of people with comorbidities are fully vaccinated.



Vaccination coverage per region since April 2021:

Government of Syria

3,964,412 Vaccines administered	
2,619,947 People who received at least one dose	1,883,168 People who are fully vaccinated
16.11% Percentage of the population who received at least one dose	11.58% Percentage of the fully vaccinated population
0.40% Percentage point increase from the last month	0.34% Percentage point increase from the last month

North-west Syria

937,297 Vaccines administered	
628,599 People who received at least one dose	308,698 People who are fully vaccinated
14.63% Percentage of the population who received at least one dose	7.19% Percentage of the fully vaccinated population
0.77% Percentage point increase from the last month	0.02% Percentage point increase from the last month

Whole of Syria

4,901,709 Vaccines administered	
3,248,546 People who received at least one dose	2,191,866 People who are fully vaccinated
14.63% Percentage of the population who received at least one dose	7.19% Percentage of the fully vaccinated population
0.21% Percentage point increase from the last month	0.06% Percentage point increase from the last month

COVID-19 Response Activities

Pillar One: Coordination

- To be provided in the coming issue.

Pillar Two: Risk Communication and Community Engagement

- Followed up with MOH on the upcoming national COVID-19 vaccine campaign taking place from 11 to 15 December 2022. Messages are being disseminated about the importance of getting all required doses of the COVID-19 vaccines as well as adhering to public health and social measures, specifically when flu-like symptoms are spotted.
- Conducted a capacity-building workshop with 25 media professionals to update them on how to address the public with health-related messages, including COVID-19.

Pillar Four: Points of entry, international travel, and transport

- As of 29 September 2022, MoH has removed all entry measures for COVID-19: no negative PCR test nor vaccination certificates are required for Syrian and Lebanese nationals entering Syria.

Pillar Five: Laboratories and diagnostics

- To be provided in the coming issue.

Pillar Six: Infection prevention and control

- With WHO support seven supervisory visits were conducted by MOH to public and private hospitals to provide on-job training on quality and accreditation standards. 30 trainees from IPC & quality units benefited.
- To sustain safe healthcare service delivery, personal protection equipment (PPE) was dispatched to different health partners including the Ministry of Health, the Ministry of Higher Education, the Central Public Health Laboratory, and NGOs. Overall, 1 318 520 Medical masks, 932 650 Aprons, 41 800 face shields, and 6 227 880 examination gloves we distributed.

Pillar Seven: Case management, clinical operations, and therapeutics

- 175 health workers from the isolation centers, Directorate of Emergency and Ambulance Services, ICU, and Emergency Departments from the governorates of Tartous, Damascus, Rural Damascus, Ar-Raqqa, Deir-ez-Zor, and Latakia received training on “Immediate Life Support and Ventilator Management for COVID-19 patients and Management plan for COVID-19 patients/ treatment of respiratory infections”.
- Over 148 000 treatments of life-saving medicines and different types of medical equipment (including oxygen concentrators, patient beds, and pulse oximeters) were delivered to health partners in across all 14 governorates. These deliveries are part of enhancing the capacity of public health facilities to deliver timely response and life-saving interventions.

Pillar Eight: Logistics and operations

- In November 2022, WHO provided approximately 134 tonnes of medical and lab supplies, kits, and equipment to 14 governorates with a total value of nearly 1.9M USD. They were distributed to the Ministry of Health directorates of health in different governorates, Ministry of Higher Education and Ministry of Education-affiliated health facilities, INGOs, NGOs, NGHs, NGPHCs, SARC, KRC, and camps.

Pillar Nine: Maintaining essential health services and systems

- With the support of the regional office, a review of the national essential health services package will be conducted to introduce components relevant to the role of PHC centres in surveillance, in addition to the identification and management of emerging cases thus preventing outbreaks with necessary public health measures. The first meeting with the national inter-ministerial committee took place on 8 December 2022.

COVID-19 key performance indicators for October 2022

National Coordination, planning and monitoring

- 0: No. of transmission classification and capacity assessment
- 1: No. of monthly operational and epidemiological update disseminated
- 31: No. of daily situation update disseminated
- 0: No. of preparedness and response plan for COVID-19
- 0: No. of activate PHEOC

Point of Entry

- 17: No. of PoE implement entry measurement
- 90: No. of officers at PoE training on entry measurement and IHR
- 2: No. of coordination meeting with health authorities or partners conducted
- Annual: No. of National emergency contingency plan reviewed and updated
- 1: No. of established and equipped health control offices at PoE

Maintaining Essential Health Services

- 29,663: No. of PHC treatment provided (including NCD)
- 826,307: No. of Public PHCs consultations
- 543,182: No. of Public hospitals consultations
- 1,972: No. of health facility assessment conducted on minimum service availability
- 63%: % of DPT3 coverage rate (under 1 y)
- 497: No. of health & community facilities providing MHPSS services

Vaccination

- 9,285: No. of people received at least one dose of Covid vaccine
- 10,397: No. of people who are fully vaccinated.
- 12,352: Total number of doses utilized.
- 0: No. of capacity building (Training sessions of COVID 19 vaccination in different areas)
- 1,701: No. of mobile and fixed teams supported
- 1: No. vaccination deployment plan produced and updated
- 0: No. of supplied reporting and registration forms.
- 0: No. of supplied ICT equipment procured to support vaccination
- 5,173: No. of HR supported to ensure providing COVID-19 vaccination services.
- 1: No. of coordination meeting with health authorities or partners conducted

Surveillance, RRT and Case Investigation

- 101: No. of total RRT established and functional in all districts across the country
- 100%: % of samples collected from suspected cases
- 742: No. of SARS-CoV2 (Ag RDTs) performed and result reported by surveillance team
- 2: No. of weekly COVID-19 surveillance bulletins
- 1: No. of NGOs contributing in COVID-19 surveillance
- 100%: % of SARI cases tested for influenza and COVID-19 through the integrated surveillance of influenza and COVID-19
- Annual: No. of updated and printed protocol related to the surveillance of COVID-19 and influenza
- 0: No. of RRT team members trained or trained on COVID-19 in all governorates
- 1: No. of coordination meeting with health authorities or partners conducted

Risk communication and community engagement

- 60: No. of health workers, media reporters, and community volunteers trained on communication and RCDE
- 1: No. of awareness campaigns conducted for targeted groups on COVID-19
- 0: No. of IEC materials disseminated through MoH and partners
- 31,564: People reached with messages on COVID-19 preventive measures and access to health care
- 1: No. of national risk communication and community engagement plan for COVID-19

Cases 2021-2022

Case management

- 40,297: No. of treatments provided (For COVID-19 response purposes)
- 5: No. of medical equipments distributed (For COVID-19 response purposes)
- 0: No. of supplied ICU beds
- 0: No. of supplied oxygen cylinders
- 175: No. of HCWs trained on case management
- 10: No. of hospitals supported with ICU equipped with necessary supplies and equipment
- 1: No. of coordination meeting with health authorities or partners conducted
- 0: No. of supplied patient ventilators
- 0: No. of supplied oxygen generating station
- 35: No. of supplied oxygen concentrators

National laboratory

- 0: No. of laboratory staff trained and retrained on COVID lab techniques or biosafety and biosecurity measures
- Annual: No. of RT-PCR and Cepheid Xpert system machines distributed
- 0: No. of provided SARS-CoV-2 cartridges (Cepheid Xpert system)
- 96,000: No. of provided RT-PCR kits and consumables
- 11: No. of laboratories supported
- 0: No. of provided COVID-19 antigen-based rapid diagnostic tests (RDTs)
- 0: No. of swabs and medium provided
- Annual: No. of coordination meeting with health authorities or partners conducted

Confirmed cases per Districts

Infection prevention and control

- 50: No. of Health staff trained on IPC (Infection Prevention Control)
- 0: No. of PHC health staff trained on COVID19 (Essential Health Services)
- 1: No. of coordination meeting with health authorities or partners conducted
- 1,000,000: PPEs (No. Gloves)
- 416,000: PPEs (No. Surgical Mask)
- 1,140: No. Alcohol hand rub sanitizer 75% and S...
- 0: No. Coverall, Aprons, head cover and dis...
- 0: No. Thermometers (non-contact & clinic...
- 0: PPEs (No. Face Shield)
- 0: PPEs (No. Goggles)
- 0: PPEs (No. Gowns)
- 0: PPEs (No. Mask 95)

October 2022

- 64: Confirmed cases
- 28: Recovered cases
- 0: Deaths