



### AFGHANISTAN

#### INFECTIOUS DISEASE OUTBREAKS

#### SITUATION REPORT | Epidemiological week #15-2023

No. 15/(09 to 15 Apr)

Disease Outbreaks	<b>AWD</b> (May 22 - Apr 23)	<b>ARI</b> (Oct 22 - Apr 23)	<b>COVID-19</b> (Feb 20 - Apr 23)	<b>Pertussis</b> (Jan 22 - Apr 23)	<b>Measles</b> (Jan 22 - Apr 23)	<b>Dengue fever</b> (Jun 22 - Apr 23)
<b>Cumulative Cases</b> (Data from 598 (97.5%) out of 613 surveillance sentinel sites)	<b>280,922</b>	<b>5,410,182</b>	<b>212,854</b>	<b>1,211</b>	<b>88,239</b>	<b>1,418</b>
<b>Death (CFR %)</b>	<b>105 (0.04)</b>	<b>1,709 (0.03)</b>	<b>7,885 (3.70)</b>	<b>15 (1.28)</b>	<b>421 (0.48)</b>	<b>3 (0.21)</b>

### Acute Watery Diarrhea (AWD) with Dehydration Outbreak (01 May 2022 to 15 Apr 2023)

Table 1: summary of the AWD with Dehydration outbreak in the last eight weeks (19 Feb– 15 Apr 2023)

Indicators	W08	W09	W10	W11	W12	W13	W14	W15	Epi-curve
Suspected cases	2,836	1,815	1,878	2,486	2,942	2,954	3,639	3,314	
% Change cases	25.3	-36.0	3.5	32.4	18.3	0.4	23.2	-8.9	
Suspected deaths	1	0	1	0	0	2	3	5	
CFR (%)	0.04	0.00	0.05	0.00	0.00	0.07	0.08	0.15	

- The epi curve shows an increase in the number of AWD with dehydration cases since 18 March 2023 onwards, this increase in the number of cases could be linked with the start of new season (spring) in some of the provinces (Figure 1).
- During week 15-2023, a total of 3,314 new AWD cases with dehydration and 5 new deaths were reported which represents an 8.9% decrease in the number of cases compared to the previous week.
- The new suspected deaths were (3 Females and 2 male) from Baghlan (1), Helmand (3) and Nimroz (1) provinces.
- Out of 280,922 cases, 155,771 (55.4%) were children below 5 years and 140,160 (49.9%) were females.
- A total of 3,549 RDT tests were conducted among suspected AWD with dehydration cases.
- The first case of AWD with dehydration were reported on 04 May 2022 from Kandahar city of Kandahar province and now is reported from 178 districts in all 34 provinces (Figure 2).

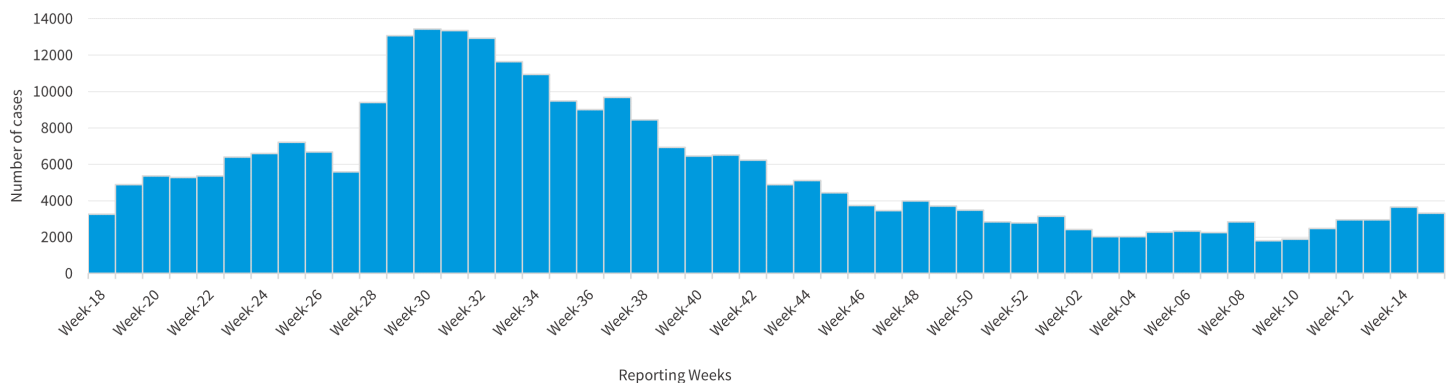


Figure 1. Epidemiological curve of AWD with dehydration cases in Afghanistan May 2022 - Apr 2023 (N=280,922)

# AFGHANISTAN

## AWD with dehydration attack rate per 1,000 population by province

As of 15 Apr 2023

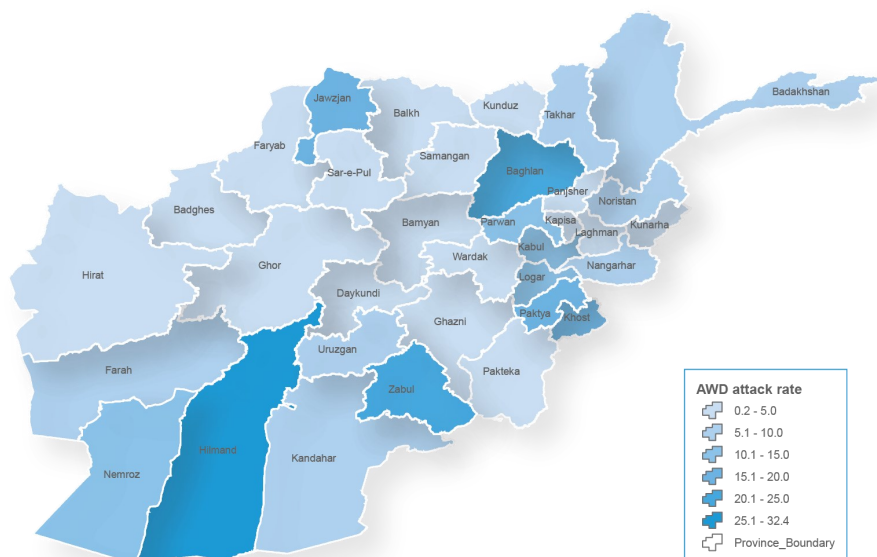


Figure 2. AWD with dehydration attack rate per 1,000 population by province in Afghanistan, May 2022 - Apr 2023

## Response to the AWD Outbreak

### Leadership and Coordination

- Regular biweekly AWD task force meetings are conducted among the partners to prepare for the next season of AWD outbreak response.
- Emergency and Preparedness Response Committees (EPR) are active at the provincial level.

### Surveillance

- Surveillance support teams (SSTs) are actively participating in outbreak investigation and response activities in 34 provinces.
- During last week, 34 surveillance officers were trained on EBS and IBS procedures from 34 provinces, this brings the total number of NDSR officers trained on surveillance to 74 in 2023.
- Totally, 1,018 medical officers and community health supervisors (CHSs) have been trained on procedures of community event-based surveillance (EBS) in 6 provinces (Kabul, Badakhshan, Bamiyan, Herat, Kandahar and Nangarhar).
- Supervisory visits have been conducted in different provinces to strengthen early detection and timely response to AWD outbreaks.

### Case Management

- During last week, 32 medical officers and 33 nurses from 6 provinces (Parwan, Bamiyan, Daikundi, Wardak, Logar, Kapisa, Panjshir) in 2 regions (Central and Central Highland) were trained on AWD case management. Totally 259 health care workers (HCWs) have been trained on AWD case management since the beginning of 2023.

### Laboratory and Supplies

As part of the preparedness plan for 2023 season:

- A total of 3,750 Cary Blairs and 325 kits of RDTs were prepositioned at 34 provinces for supporting specimen collection and confirmation of AWD cases with dehydration.

- Forty laboratory technologists, from regional reference labs (RRLs) (5), provincial PCR labs (28), infectious diseases hospital (IDH) (2), Afghan Japan Hospital Lab (1) and the central public health laboratory (CPHL) (4), were trained on sample collection, transportation, and impact of sample quality on lab results.

### WASH and RCCE

During the last two weeks (02 Apr-15 Apr 2023), the following activities carried out as WASH response:

- As part of AWD with dehydration prevention activities for upcoming summer season, Community-Led Total Sanitation (CLTS) implementation is ongoing in Daikundi, Paktika, Bamiyan, Ghazni, and Parwan provinces which will be resulted in certification of 270 communities as open defecation free (ODF) areas by improving 1,107 latrines and building 516 new latrines.
- Safe drinking water was provided to more than 26,000 individuals in (Daikundi, Ghazni, Kapisa, Khost, Paktika, Paktia, Logar and Parwan) provinces.
- Hygiene facilities were provided to 4,800 individuals by distributing 1,200 consumable kits through rural rehabilitation and development (RRD) in Kunduz province and organization for Afghan Women Capacity and Knowledge (OWACK) in Northern region.
- In response to AWD outbreak, UNICEF has prepositioned (chlorine, Sprayers, Soap, water purification tablets and bacteriological H2S kits). Also, integrated AWD response is in finalization stage with social and behavioral change communication (SBC) component in South region.
- Safe drinking water was provided to more than 41,600 individuals in Abkamari, Qala-e- Naw and Moqur district of Ghour province by solar powered system-house connections.


## Acute Respiratory Infection (ARI) (01 Oct 2022 to 15 Apr 2023)

  
**5.4M**  
Total Cases





  
**1,709**  
Total Deaths

  
**1,303**  
Influenza  
samples tested

  
**195**  
Influenza  
lab confirmed cases

  
**15.0%**  
Influenza test  
positivity ratio

**Table 2: summary of the acute respiratory infection outbreak in the last eight weeks (19 Feb – 15 Apr 2023)**

Indicators	W08	W09	W10	W11	W12	W13	W14	W15	Epi-curve
Suspected cases	200,318	190,123	187,716	176,562	161,213	174,873	177,785	174,981	
% Change cases	4.1	-5.1	-1.3	-5.9	-8.7	8.5	1.7	-1.6	
Suspected deaths	72	46	60	48	78	49	43	49	
CFR (%)	0.04	0.02	0.03	0.03	0.05	0.03	0.02	0.03	

- The epi curve shows decline in the number of ARI cases since week 4-2023 onwards, followed by stabilization in the number of cases over last 3 weeks (figure 3).
- During week 15-2023, a total of 174,981 new ARI cases and 49 new deaths were reported which indicates 1.6% decrease in the number of cases and 14.0% increase in the number of deaths, compared to the previous week.
- Since Oct 2022, out of the total 5,410,182 ARI cases, representing 16.5% of the total population of Afghanistan, 2,449,769 (45.3%) were children below 5 years of age and 2,813,983 (52.0%) were females.

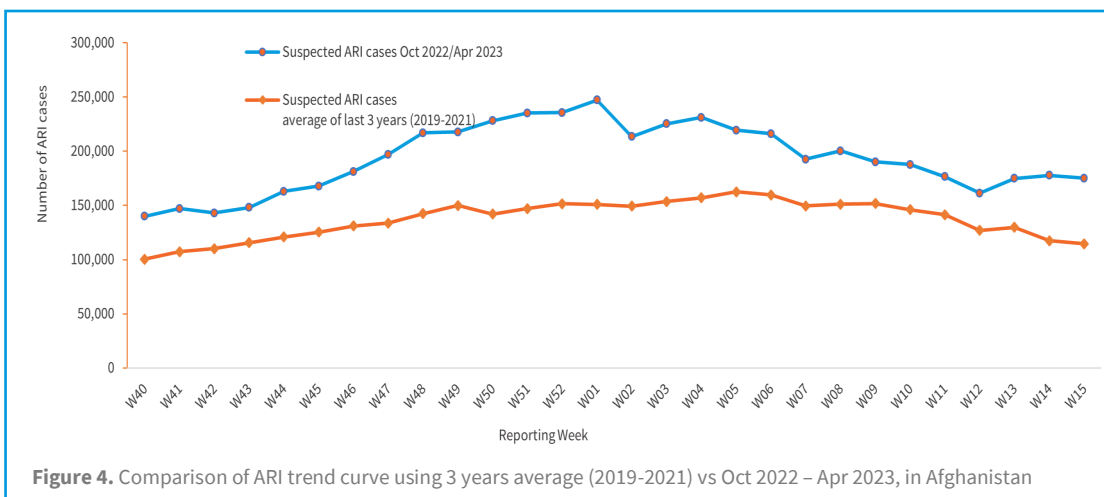
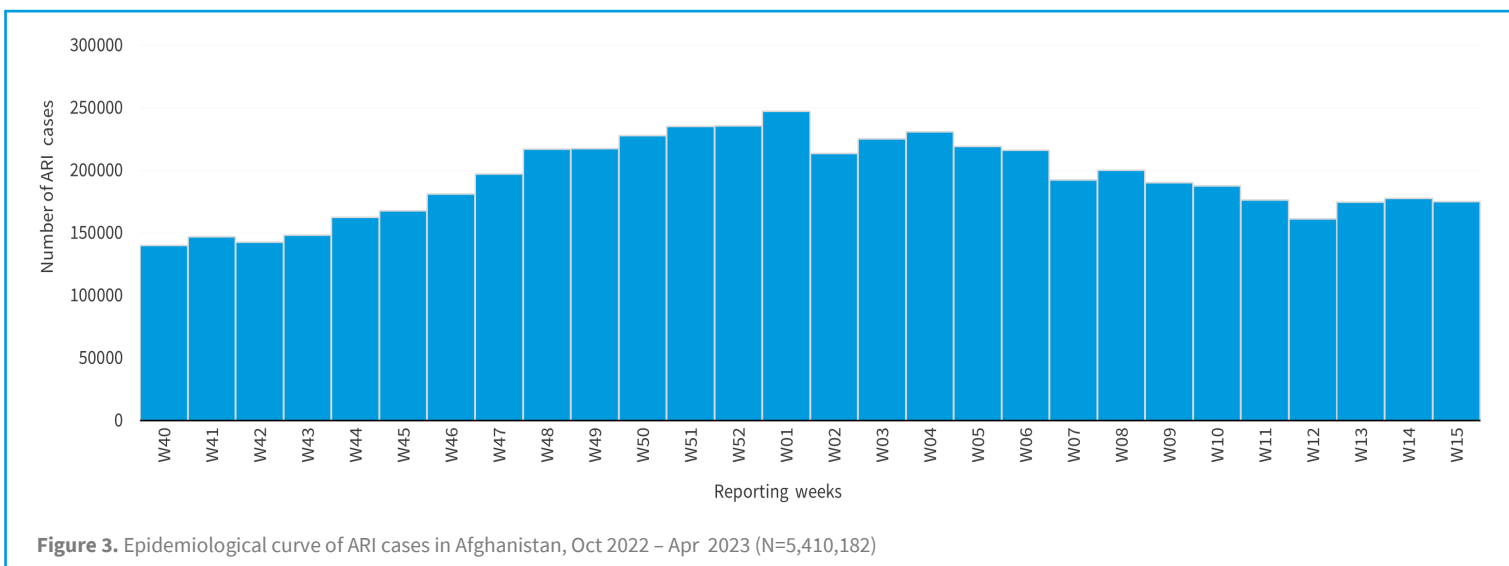
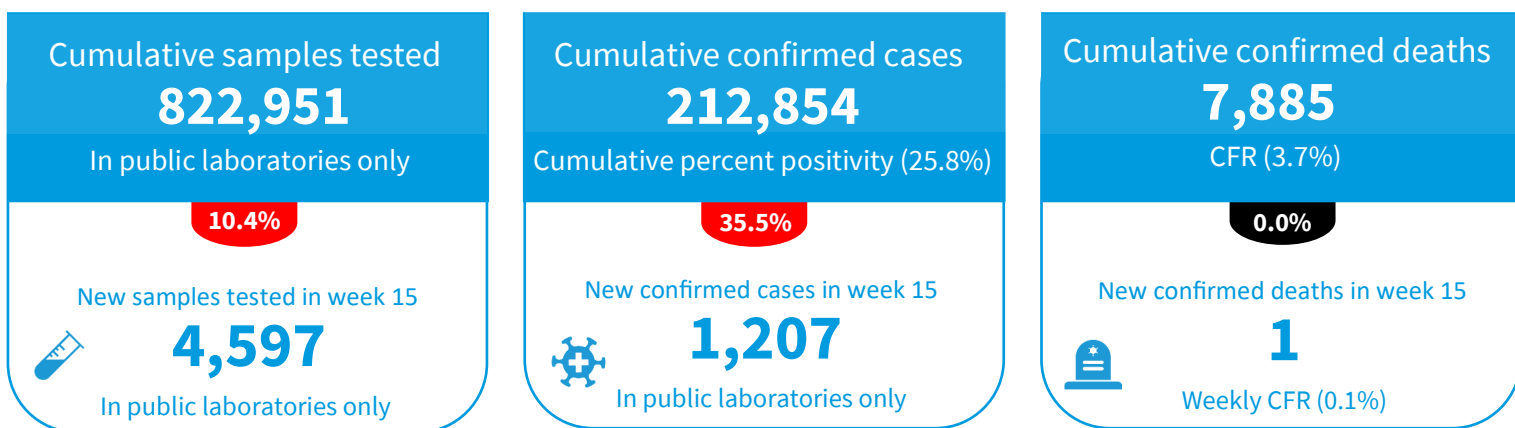


Figure 4 shows decline in the number of ARI cases between week 4-12, 2023, followed by stabilization over the last 3 weeks.

## Response to Acute Respiratory Infection outbreak

- The provincial NDSR team through provincial EPR committee is leading the outbreak response activities.
- Surveillance is conducted by the SSTs and case management is done by the BPHS/EPHS implementing partners.
- A total of 65 samples were collected and shipped to CPHL/NIC for testing, last week.
- Since the beginning of the outbreak, a total of 512 ARI case management kits and 960 packs of essential antibiotics were distributed in the 13 highly affected provinces.
- As part of preparedness and response activities to infectious disease outbreaks during the winter season, medical supplies have been delivered to all 34 provinces across the country.

## COVID-19 (24 Feb 2020 – 15 Apr 2023)



Key: ● Increasing ● Decreasing ● No change

## COVID-19 Vaccination highlights



\*Total population: 39,269,174\* (Ref: UN estimation, AFG CMYP 2022)

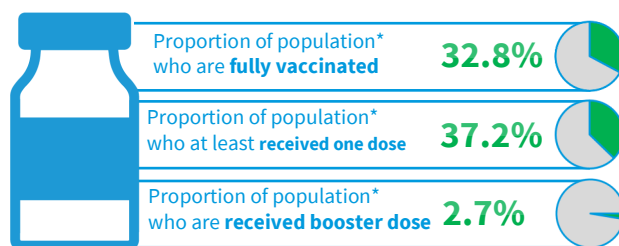


Table 3: Summary of COVID-19 indicators in the last 8 weeks in Afghanistan (19 Feb - 15 Apr 2023)

Indicators	W08	W09	W10	W11	W12	W13	W14	W15	Epi-curve
Samples tested (in public Labs)	2,556	2,454	2,894	4,050	2,288	3,435	4,163	4,597	
Confirmed cases	129	126	148	245	353	616	891	1207	
% Change cases	6.6	-2.3	17.9	65.5	44.1	74.5	44.6	35.5	
Percent positivity (%)	5.0	5.1	5.1	6.0	15.4	17.9	21.4	26.3	
Deaths	0	1	1	2	1	1	1	1	
CFR (%)	0.0	0.8	0.7	0.8	0.3	0.2	0.1	0.1	

- Afghanistan is witnessing a surge in COVID-19, the epi curve in figure 5 shows an increase in the number of confirmed cases in the past 6 weeks, which confirms the increasing trend.
- Since the beginning of the pandemic in Feb 2020, a total of 822,951 samples have been tested for COVID-19 through public laboratories.



- In week 15-2023, 4,597 samples were tested in public labs, of which 1,207 samples were positive for COVID-19 (test positivity of 26.2%) and 1 new death was reported. This represents 35.5% increase in the number of confirmed cases, compared to the previous week.
- During last week, 1300 covid-19 RDT kits have been supplied to WHO sub offices in 8 region and 1500 covid-19 RDT Kits have been supplied to all 34 provinces.
- During last week, a total of 95,000 ABBOT ID tests were distributed to central public health laboratory (CPHL) and 5 regional reference laboratories (RRL).

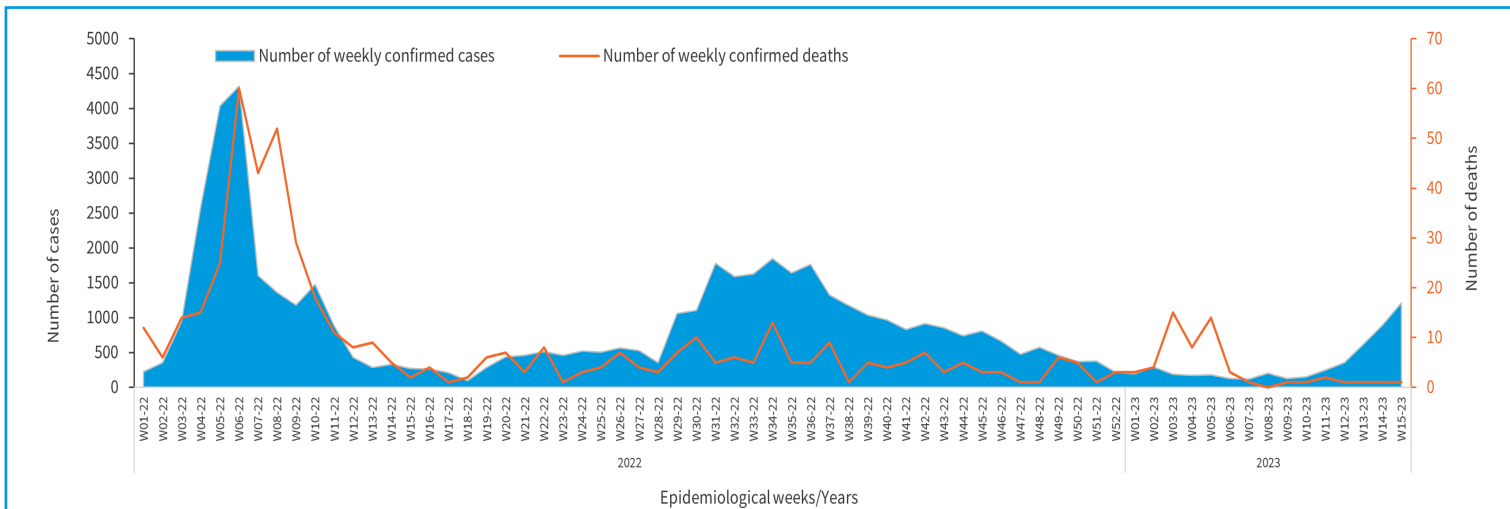


Figure 5. Epidemiological curve of confirmed COVID-19 cases and deaths in Afghanistan Jan 2022 - Apr 2023

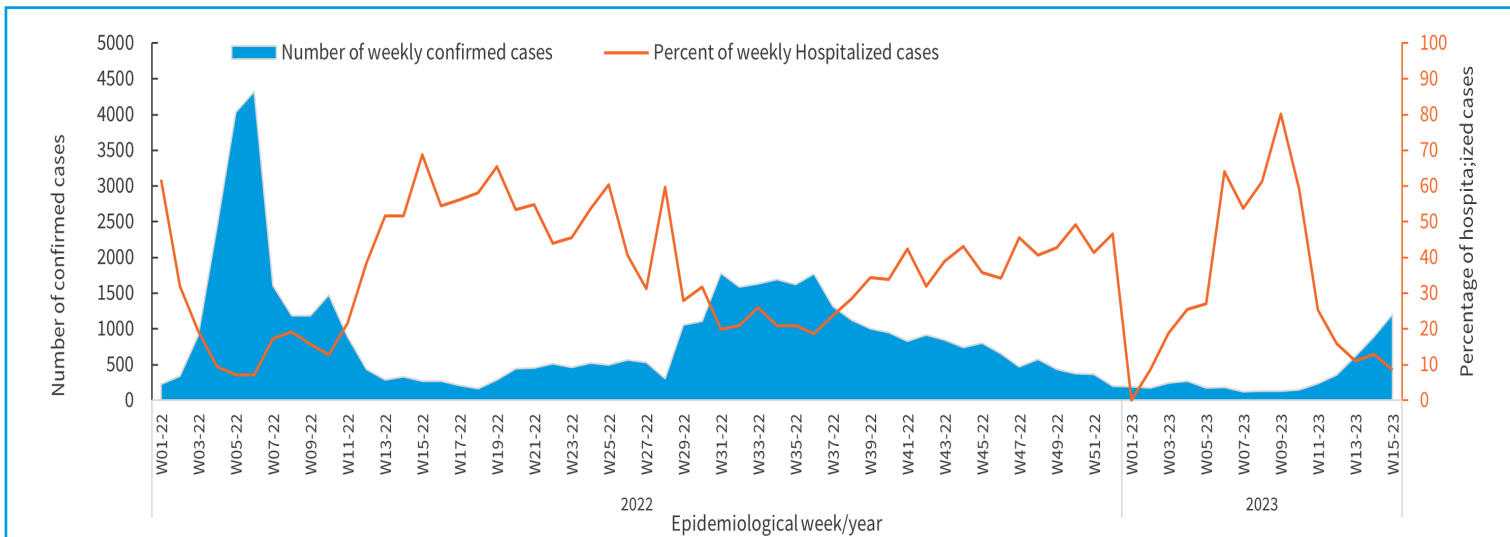


Figure 6. Weekly proportion of hospitalized cases out of new COVID-19 confirmed cases in Afghanistan as of Jan 2022 - Apr 2023

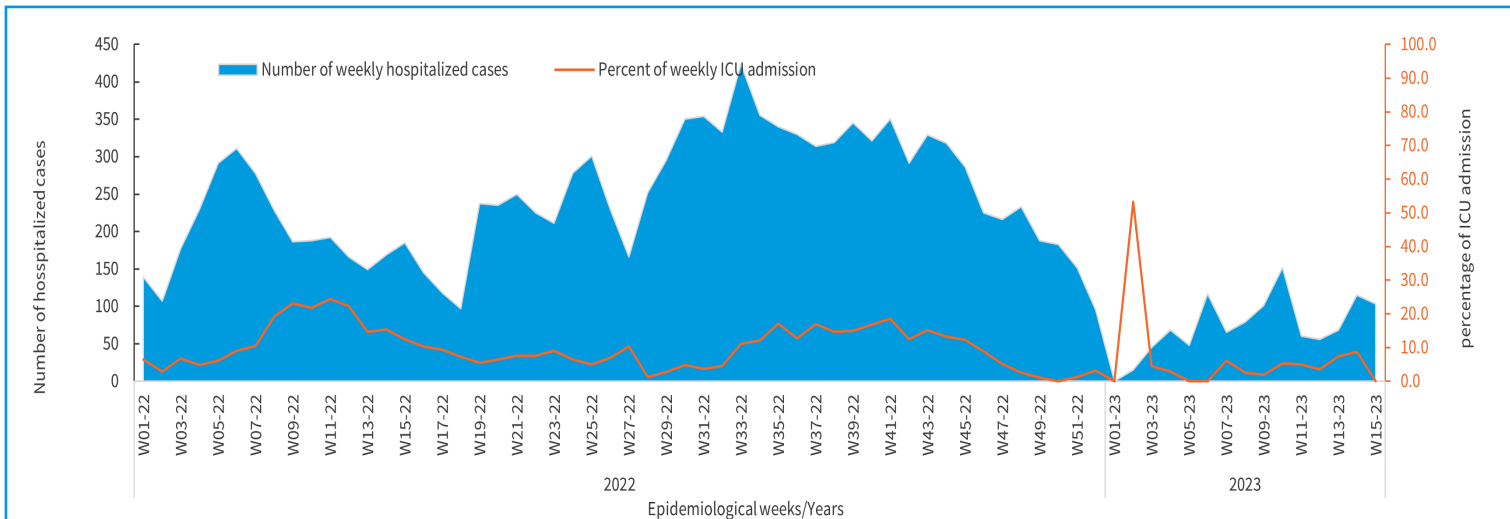






Figure 7. Weekly proportion of ICU admissions out of newly hospitalized COVID-19 cases in Afghanistan as of Jan 2022 - Apr 2023

## Suspected Pertussis Outbreaks (Jan 2022 – Apr 2023)

  
**1,211**  
Total Cases

  
**15**  
Total Deaths

Table 4: summary of the suspected pertussis outbreak in the last eight weeks (19 Feb – 15 Apr 2023)

Indicators	W08	W09	W10	W11	W12	W13	W14	W15	Epi-curve
Suspected cases	12	3	6	10	12	26	13	35	
% Change cases	200.0	-75.0	100.0	66.7	20.0	116.7	-50.0	169.2	
Suspected deaths	0	0	0	0	0	0	0	0	
CFR (%)	0.0	0.0	0.0	0.0	0.0	0.0	0.0	0.0	

- During week 15-2023, a total of 35 new suspected pertussis cases were reported from 6 provinces Zabul (11), Khost (10), Kapisa (5), Kabul (4), Badakhshan (4) Urozgan (1); this brings the total number of suspected cases to 1,211 from 20 provinces.
- Out of the total 1,211 cases, 864 (71.3%) were children below 5 years and 571 (47.2%) were females.

## AFGHANISTAN

### Geographical Distribution of Suspected Pertussis Cases by Province

As of 15 Apr 2023

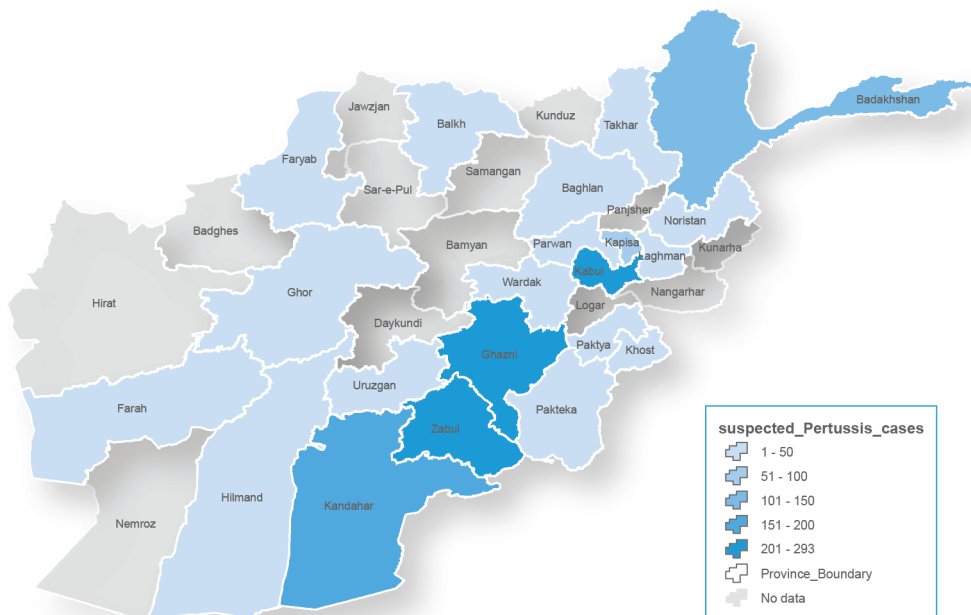


Figure 8. Geographical distribution of suspected pertussis cases in Afghanistan Jan 2022 - Apr 2023 (N=1,211)

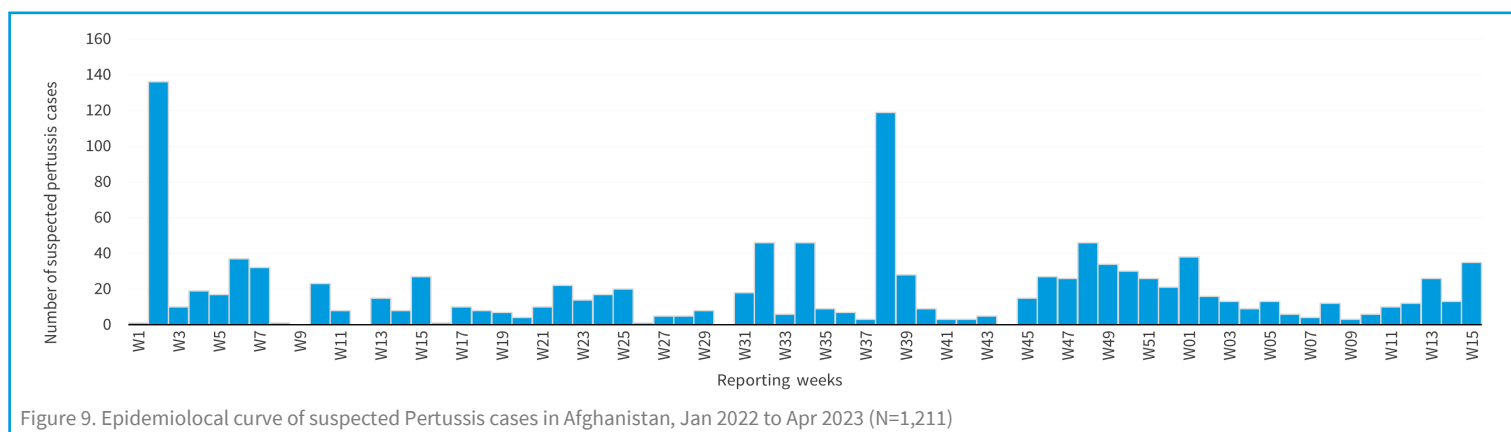


Figure 9. Epidemiological curve of suspected Pertussis cases in Afghanistan, Jan 2022 to Apr 2023 (N=1,211)

## Measles Outbreak (01 Jan 2022 to 15 Apr 2023)

**88,239**  
Total Cases

**421**  
Total Deaths

**12,186**  
Sample tested

**7,039**  
Lab confirmed cases

**57.7%**  
Test positivity ratio

Table 5: summary of the suspected measles outbreak in the last eight weeks (19 Feb – 15 Apr 2023)

Indicators	W08	W09	W10	W11	W12	W13	W14	W15	Epi-curve
Suspected cases	871	807	897	786	685	709	721	649	
% Change cases	4.1	-7.3	11.2	-12.4	-12.8	3.5	1.7	-10.0	
Suspected deaths	2	0	4	5	1	2	3	0	
CFR (%)	0.2	0.0	0.4	0.6	0.1	0.3	0.4	0.0	

- There has been a gradual reduction in the number of suspected measles cases since week 11-2023.
- During epidemiological week 15-2023, a total of 649 suspected cases and no new death were reported which indicates 10.0% decrease in the number of cases, compared to the last week.
- Out of the total 88,239 cases, 67,701 (76.7%) were children under 5 years of age and 42,869 (48.6%) were females.

## AFGHANISTAN

### Suspected measles attack per 1,000 population of by province

As of 15 Apr 2023

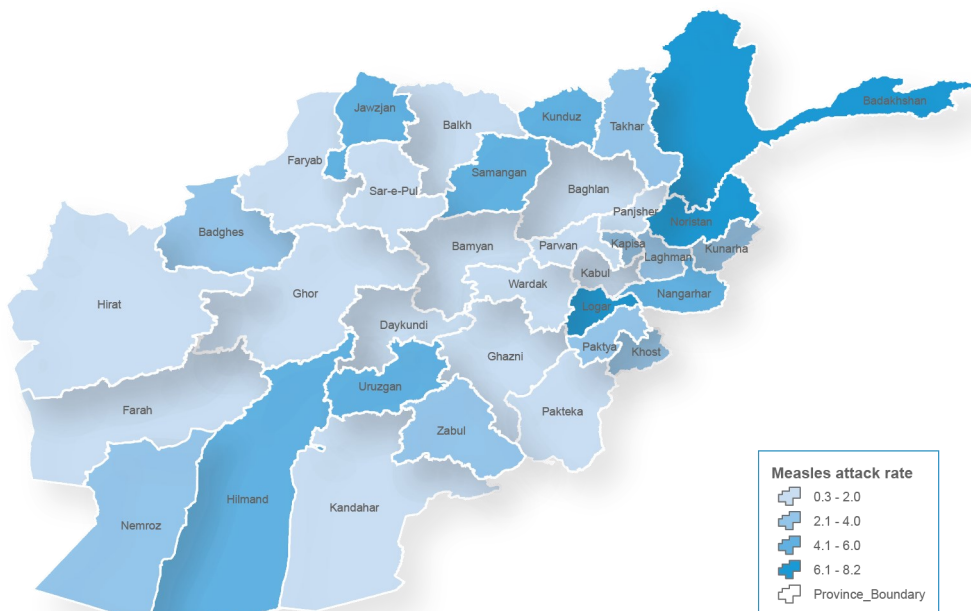


Figure 10. Suspected measles attack rate per 1,000 population of by province in Afghanistan Jan 2022 - Apr 2023 (N=88,239)

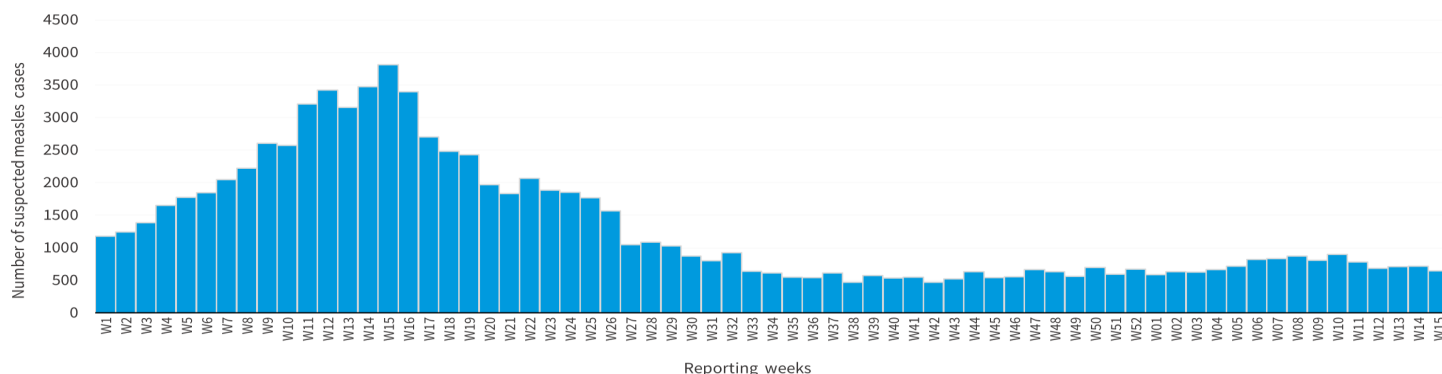
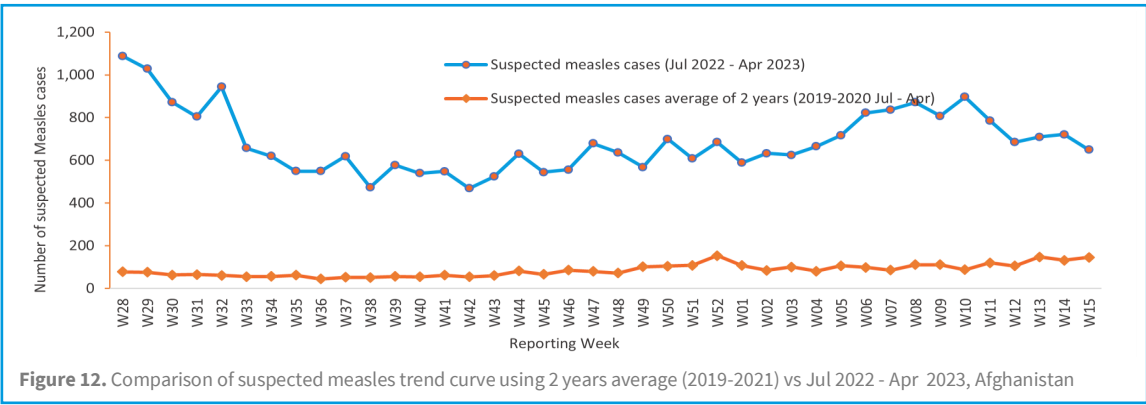


Figure 11. Epidemiological curve of suspected measles cases in Afghanistan, Jan 2022 to Apr 2023 (N=88,239)




The weekly number of suspected measles cases indicates an increase since week 1-2023, followed by a decline observed since week 10, compared to the average of last 3 years.


### Response to Measles outbreak

- During the last week, around 300 children aged 9-59 months were vaccinated for measles as a response to outbreak by the implementing partners (NGOs) in different province. This brings the total number of vaccinated children by NGOs to 6,556 in outbreak affected areas across the county.
- The national measles immunization campaign was conducted during November – December 2022; immunizing 5.3 million children aged 9-59 months in 329 planned districts of 34 provinces across the country (almost 99% admin coverage).
- Since December 2021, around 11 million children (aged between 6 months to 14 years) have been vaccinated through 5 different measles outbreak response and national immunization campaigns in 34 provinces.
- A total of 593 measles case management kits have been supplied to 28 provinces in 7 regions across the country to support case management.


### Dengue Fever Outbreak (01 Jun 2022 to 15 Apr 2023)




**1,418**  
Total Cases




**3**  
Total Deaths



**474**  
Sample tested



**383**  
Lab confirmed cases



**80.8%**  
Test positivity ratio

**Table 6: summary of the Dengue fever outbreak in the last eight weeks (19 Feb– 15 Apr 2023)**

Indicators	W08	W09	W10	W11	W12	W13	W14	W15	Epi-curve
Suspected cases	10	8	12	18	10	14	19	7	
% Change cases	11.1	-20.0	50.0	50.0	-44.4	40.0	35.7	-63.2	
Deaths	0	0	0	0	0	0	1	0	
CFR (%)	0.0	0.0	0.0	0.0	0.0	0.0	5.3	0.0	

- A total of 7 suspected dengue fever cases with no new death have been reported during week 15-2023, all cases were reported from Nangarhar province, which brings the total number of cases and deaths to 1,418 and 3, respectively.
- Out of 1,418 reported cases, 371 (26.2%) were females and 1,400 (98.7%) were over 5 years of age.

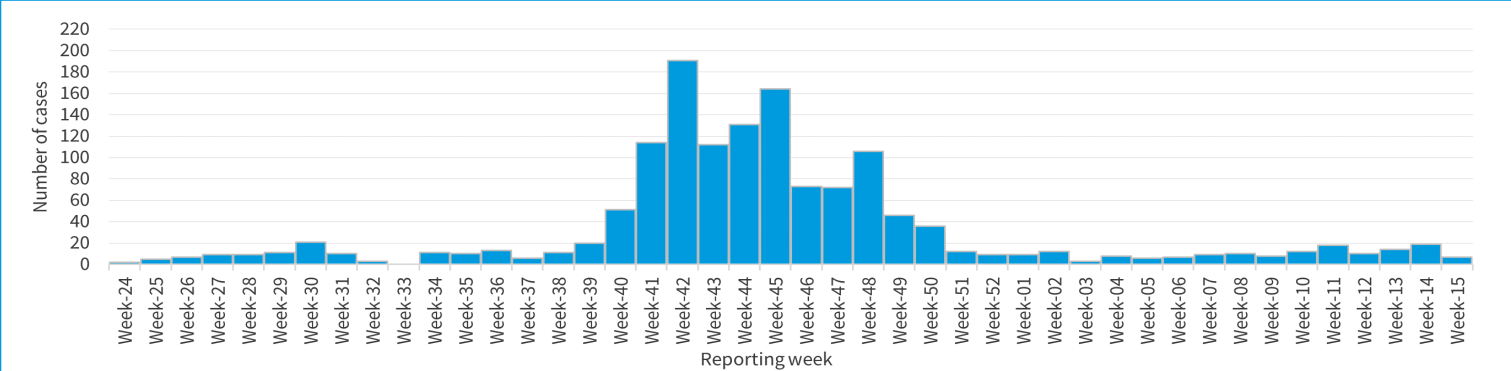
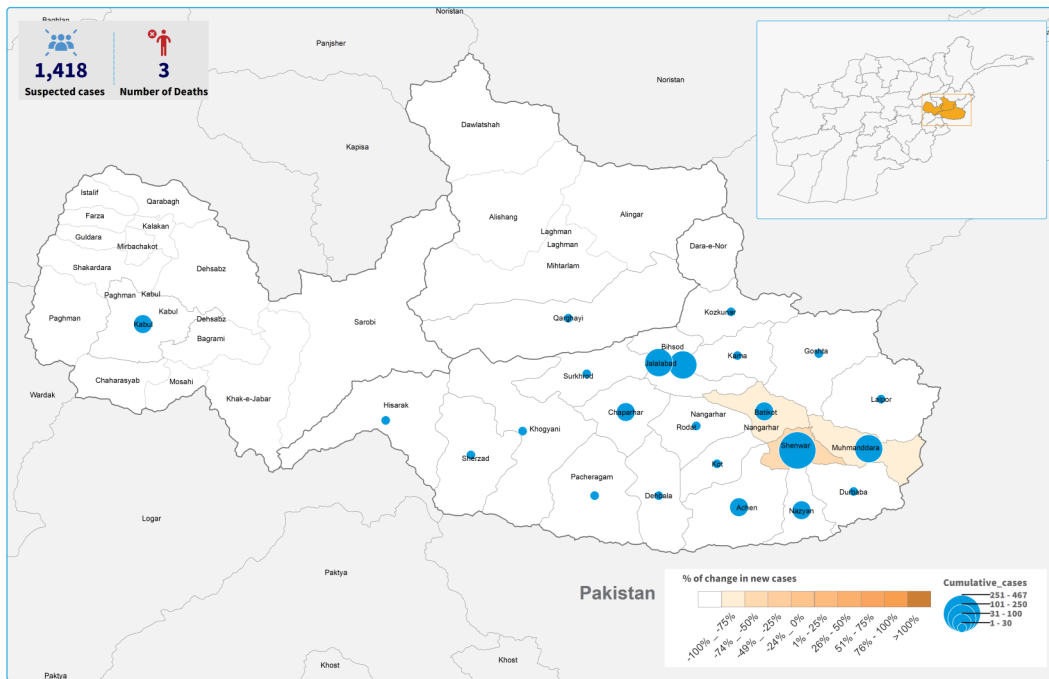


Figure 13 shows a slight increase during the weeks 12-14, 2023 which followed by reduction in week-15, the situation needs to be closely monitored given the starts of the season for vector breeding in Nangarhar province.





Geographical distribution of suspected dengue fever cases in Afghanistan and weekly percent of changes (between weeks 14 and 15, 2023)



The boundaries and names shown and the designations used on this map do not imply the expression of any opinion whatsoever on the part of the World Health Organization (WHO) concerning the legal status of any country, territory, city or area or of its authorities, or concerning the delimitation of its frontiers or boundaries, the lines on map represent approximate border lines for which there may not yet be full agreement. Sources: MoPH, WHO, AGCHQ. Creation date: 15 April 2023.

Figure 14. Hotspot areas of dengue fever cases and percent change of new cases in Afghanistan, Jun 2022 - Apr 2023

### Response to the dengue fever outbreak

- Since July 2022 a total of 9 PCR kits (sufficient for testing 720 samples) have been delivered to the Nangarhar regional reference lab (RRL) and 4 dengue ELISA kits (sufficient for testing 320 samples) to central public health laboratory (CPHL), infectious disease hospital (IDH) and Nangarhar regional reference lab (RRL) to support the confirmation of diagnosis among suspected dengue cases.
- Overall, 1,000 Kgs of larvicides have been released and distributed to Nangarhar sub-office to support dengue fever vector control activities.
- Surveillance support and entomology teams in addition to surveillance activities (case detection, reporting and sample collection) monitor the outbreak situation.
- Health education sessions were conducted in two villages of hotspot areas (Jalalabad city and Shinwar district) for increasing public awareness regarding source reduction activities as well as how to protect themselves from being infected.

### CCHF highlights

- Between Jan 2022-Apr 2023, a total of 397 suspected CCHF cases were reported from 26 provinces, out of which 304 cases (76.9%) were males and all were over five years of age. out of the total reported cases, 105 (26.5%) were lab confirmed using PCR.
- Between Jan-2022-April 2023, a total of 22 CCHF associated deaths were reported from 10 provinces including 9 deaths from 5 North Region provinces, Balkh (4), Samangan (1), Jawzjan (1), Faryab (1) and Takhar (2).
- No new CCHF associated deaths have been reported in the last 15 weeks.
- The CCHF cases are managed in the health facilities according to the national guidelines.
- 2,000 double bags and 500 doses ribavirin needed for the treatment of CCHF were procured and distributed to all regions.
- A total of 91 healthcare workers (in 33 provinces) were trained on CCHF case management protocol in the country.

Note: MOPH is the source of epidemiological data

#### Contact us for further information:

- Dr. Alaa AbouZeid, MD, MPH, MSc, PhD: Health Emergencies Team Lead, WHO-CO, ([abouzeida@who.int](mailto:abouzeida@who.int))
- Dr. Mohamed Tahoun, MD, MPH, PhD : Head of Infectious Hazard Preparedness, WHO-CO, ([tahounm@who.int](mailto:tahounm@who.int))
- Dr. Mohammad Omar Mashal, MD, PhD: National Surveillance Officer WHO-CO, ([mmashal@who.int](mailto:mmashal@who.int))
- Mr. Hafizullah Safi, BSF, MBA, MPH: Data Management Officer, WHO-CO, ([safih@who.int](mailto:safih@who.int))