



# COVID-19 Epidemiological Bulletin Afghanistan

Epidemiological Week 23 (5 – 11 June 2022)

<b>Cumulative samples tested</b> <b>608,649</b> In public laboratories only	<b>Cumulative confirmed cases</b> <b>181,151</b> Cumulative percent positivity (29.7%)	<b>Cumulative confirmed deaths</b> <b>7,710</b> CFR (4.2 %)
<b>New samples tested in week23</b> <b>7,235</b> <span style="color: red;">↑ 9 %</span> In public laboratories only	<b>New confirmed cases in week23</b> <b>463</b> <span style="color: green;">↓ 10 %</span> Weekly percent positivity (6%)	<b>New confirmed deaths in week23</b> <b>1</b> <span style="color: green;">↓ 88 %</span> Weekly CFR (0.2%)

Key: ↑ increasing ↓ decreasing ● no change

**Table 1: Summary of COVID-19 indicators in the last 8 weeks in Afghanistan (16 Apr – 11 Jun 2022)**

Indicators	W 16-22	W 17-22	W 18-22	W 19-22	W 20-22	W 21-22	W 22-22	W 23-22	Epi-curve
Samples tested (in public Labs)	3,713	3,271	884	4,356	5,870	5,212	6,610	7,235	
Confirmed cases	266	210	97	283	440	457	512	463	
Percent positivity (%)	7	6	11	6	7	9	8	6	
Confirmed deaths	4	1	2	6	7	3	8	1	
CFR (%)	1.5	0.5	2.1	2.1	1.6	0.7	1.6	0.2	

## Highlights of the week

Since the beginning of the pandemic in Feb 2020, a total of **608,649** samples have been tested for COVID-19 through the public laboratories in the country.

In week 23-2022, **7,235** samples were tested in public labs, of which **463** samples tested positive for COVID-19 (percent positivity **6**) and **1** new death was reported. This represents **10%** and **88%** decrease in cases and deaths, respectively, compared to week 22-2022, (**Table 1**).

Cumulatively, **181,151** confirmed cases (overall percent positivity **29.7**) of COVID-19 with **7,710** associated deaths (**case fatality ratio = 4.2%**) have been reported in Afghanistan since Feb 2020.

As of 11<sup>th</sup> June 2022, **90.4 %** of cases have recovered.

In week 23-2022, the highest numbers of COVID-19 cases were reported in the East and Central East regions (140 and 101 cases, respectively) (Table 2). The top five provinces that reported positive cases included Nangarhar (118 cases), Kabul (46 cases), Parwan (46 cases), Logar (32 cases), and Wardak (18 cases).

The WHO supported building the in-country capacity for genome sequencing, after training of two national staff on sequencing techniques in Dubai (December 2021). The WHO supported the procurement of the Oxford Nanopore Sequencer with the reagents and consumables. Initially, the plan is to conduct genome sequencing for COVID-19, with a plan to expand it to include other high-threat

pathogens. The team is currently working on processing the COVID-19 samples for sequencing, the results will be shared when available.

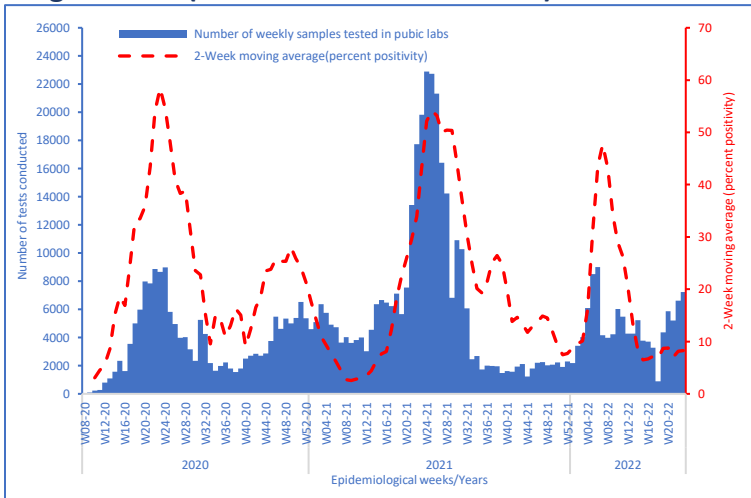
**Table 2: COVID-19 cases by region in Afghanistan, as of week 23, 2022 (5 – 11 Jun 2022)**

Region	Epi-curve	# of new cases in week 23 (%)	% of change compared to week 22	Cumulative number (%)
Central East		101 (22 %)	-17%	49,461 (27.3%)
Central West		64 (14%)	NA	15,060 (8.3%)
East		140 (30%)	-30%	21,360 (11.8%)
North		32 (7%)	113%	15,016 (8.3%)
North East		45 (10%)	29%	19,073 (10.5%)
South		21 (5%)	-53%	21,742 (12.0%)
South East		48 (10%)	-9%	11,946 (6.6%)
West		12 (3%)	-54%	27,493 (15.2%)
National		463 (100%)	-10%	181,151 (100%)

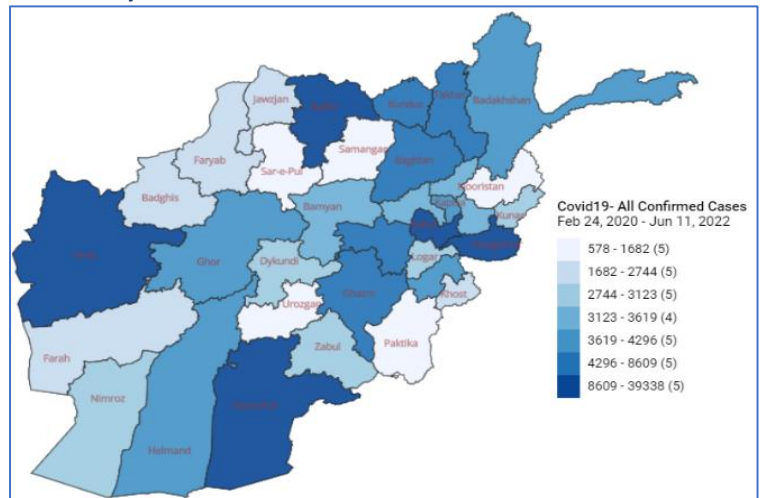
In week 23-2022, No new confirmed cases have been reported among health care workers.

Overall, Afghanistan has reported **4,763** confirmed cases and **97** associated deaths among healthcare workers (HCWs) since 2020. To date, Herat, Kabul, Nangarhar, Balkh and Kunar reported the highest number of positive cases among HCWs.

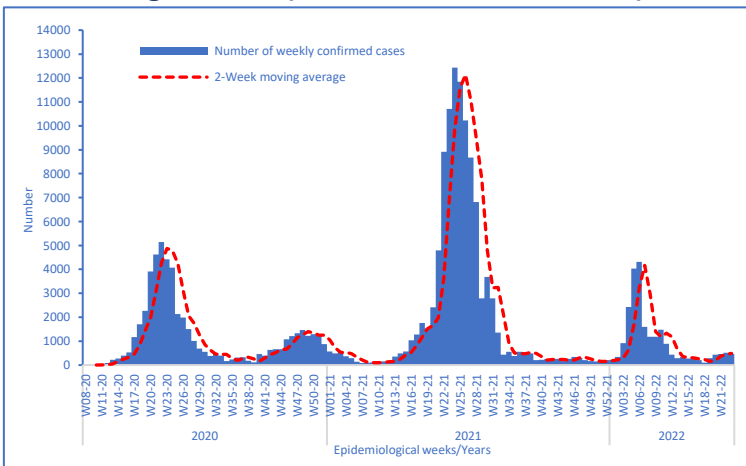
**Figure 1: Number of weekly PCR tests conducted and 2-week moving average of percent positivity in Afghanistan (24 Feb 2020 – 11 Jun 2022)**



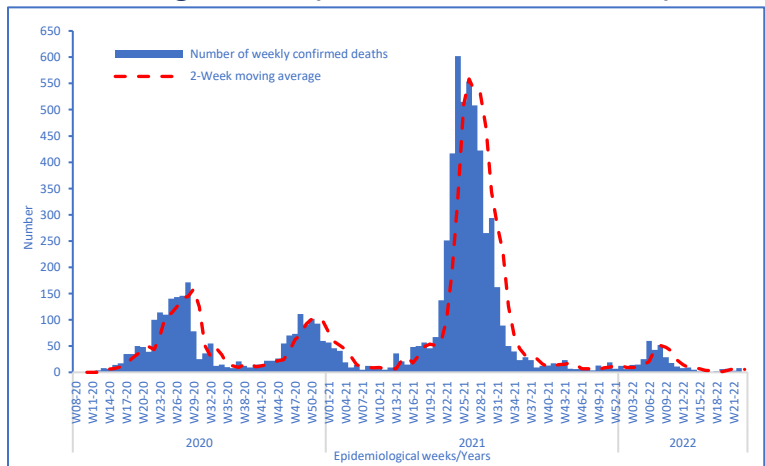
**Figure 2: Geographic distribution of COVID-19 confirmed cases in Afghanistan (24 Feb 2020 - 11 Jun 2022)**



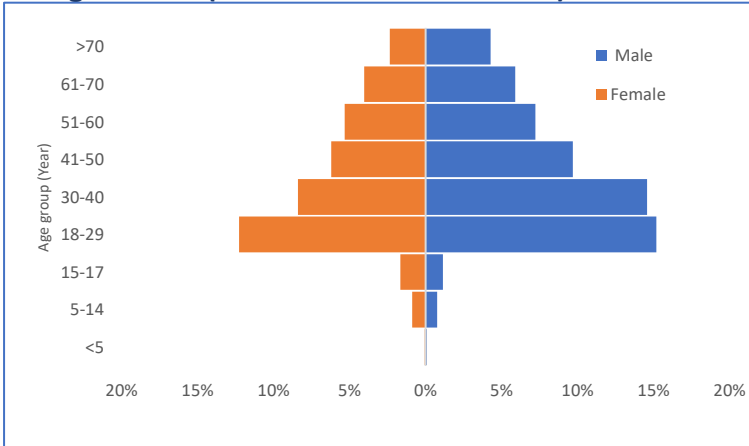
**Figure 3: Weekly distribution of confirmed COVID-19 cases in Afghanistan (24 Feb 2020 - 11 Jun 2022)**



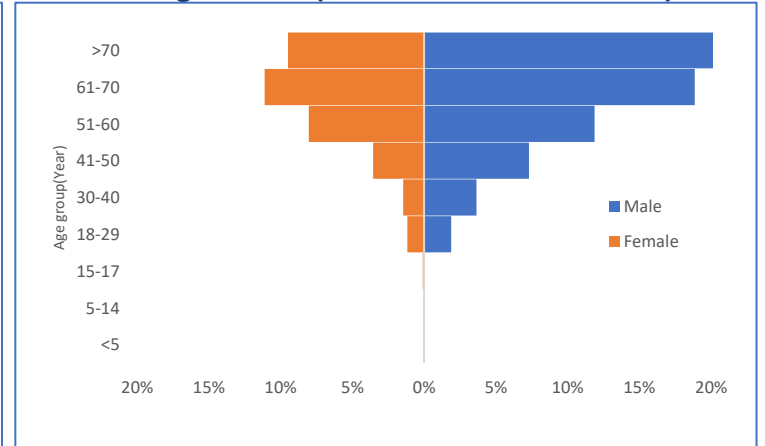
**Figure 4: Weekly distribution of COVID-19 associated deaths in Afghanistan (24 Feb 2020 - 11 Jun 2022)**



**Figure 5: Age & sex distribution of COVID-19 cases in Afghanistan (24 Feb 2020 - 11 Jun 2022)**



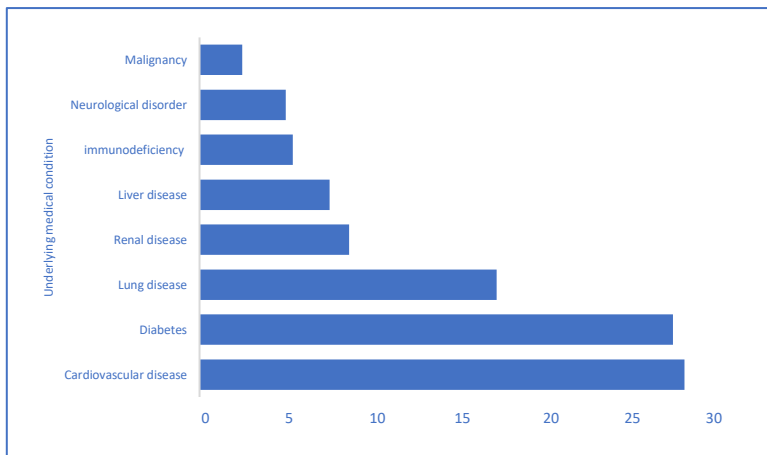
**Figure 6: Age & sex distribution of COVID-19 associated deaths in Afghanistan (24 Feb 2020 - 11 Jun 2022)**



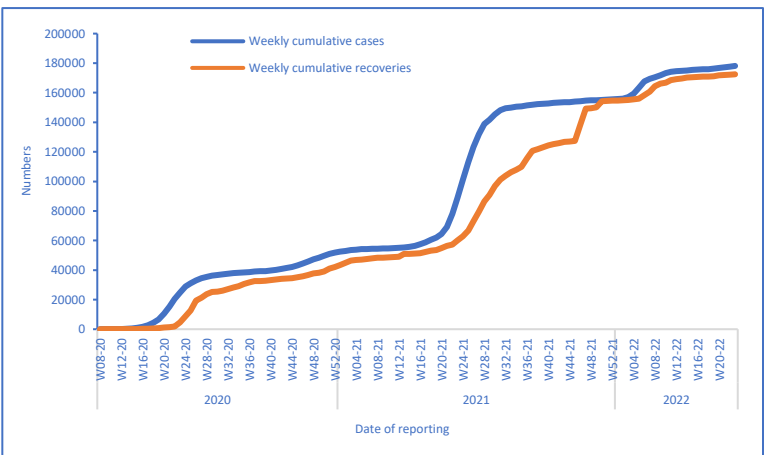
Of the confirmed COVID-19 cases, **58%** have been reported among males and **42%** among females. Majority of cases have been reported among those aged 18-40 years.

Of the COVID-19 associated deaths, **65%** were reported among males and **35%** among females. The graph indicates that most reported deaths were among those aged over 70 years.

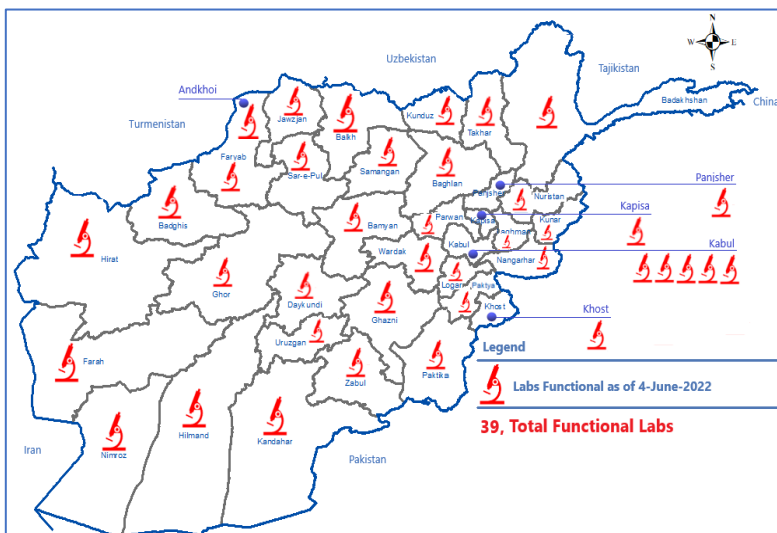
**Figure 7: Proportion of underlying medical conditions among COVID-19 associated deaths in Afghanistan, 24 Feb 2020 - 11 Jun 2022 (n=1,775)**



**Figure 8: Weekly cumulative COVID-19 confirmed cases and recoveries in Afghanistan (24 Feb 2020 - 11 Jun 2022)**



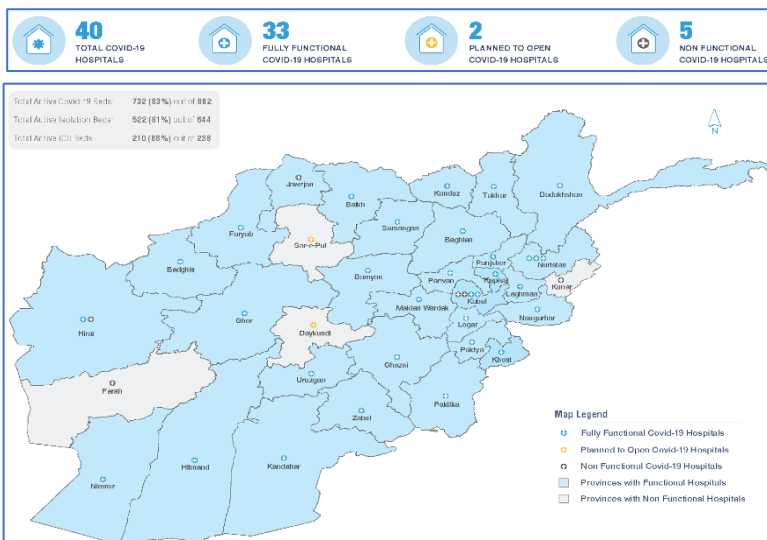
**Figure 9: COVID-19 confirmatory diagnostic public laboratories in Afghanistan, as of 11 Jun 2022**



**Laboratory functionality updates:**

- The WHO has supported the establishment of COVID-19 laboratories since the start of the pandemic. The support included the provision of diagnostic equipment, infrastructure, capacity building and human resources.
- As of 11 June 2022, there are 39 functional COVID-19 laboratories distributed across 34 provinces. The testing capacity is 9,800 tests/24 hours.

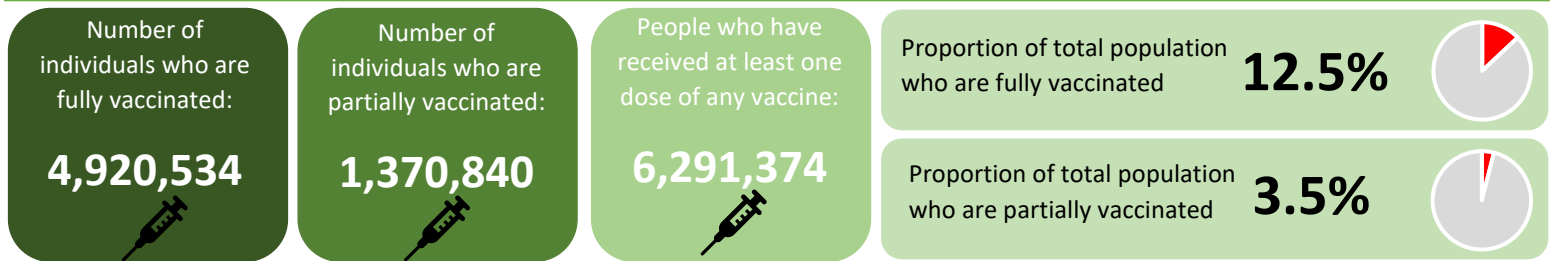
**Figure 10: COVID-19 hospitals status run by MoPH and other partners in Afghanistan, as of 11 Jun 2022**



**COVID-19 designated hospitals updates:**

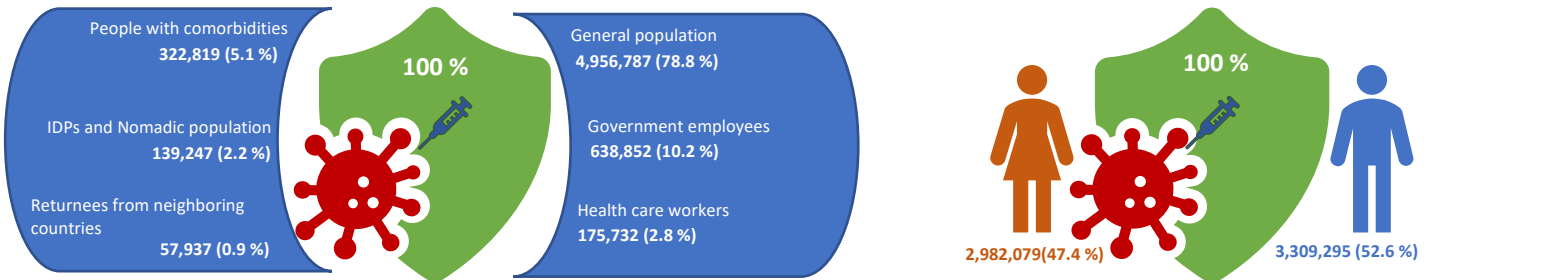
- Since the pandemic started in Afghanistan in 2020, the WHO supported 40 COVID-19 hospitals.
- However, as of 11 June, 33 out of the 40 hospitals are fully functional, with 2 additional hospitals are planned to re-open in the next few weeks.
- The currently functional 33 hospitals include 732 beds (522 isolation beds and 210 ICU beds).

## COVID-19 Vaccination highlights

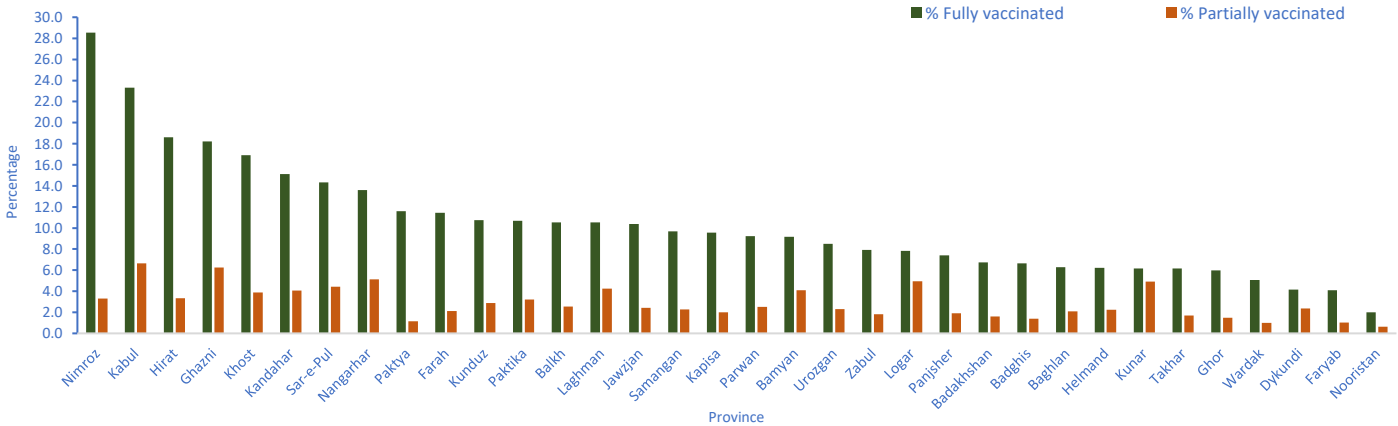


**Figure 11: Distribution of individuals who received at least one dose by target group in Afghanistan, as of 11 Jun 2022**

**Figure 12: Distribution of administered doses by gender in Afghanistan, as of 11 Jun 2022**



**Figure 13: Proportion of fully & partially vaccinated individuals by province in Afghanistan, as of 11 Jun 2022**



## COVID-19 vaccination campaign

- Currently, there are 370 fixed sites supported by WHO, UNICEF, CORDAID and Swedish Committee. There are ongoing discussions with the National EPI to establish additional 313 fixed sites for covid-19 vaccination. Whereas 1390 mobile teams will be established for COVID-19 vaccination campaign. The campaign is planned to launch in June 2022.
- As the Haj season is coming, the WHO in coordination with the Ministry of Public Health is supporting the testing of Hujaj for COVID-19 and also for vaccinating them.
- The target number of Hujaj for testing and vaccination is around 7,500.
- Testing and vaccinating Hujaj started on 11 June 2022 and will be continued until all eligible Hujaj tested and vaccinated before traveling.

### Contacts for further information:

- Dr. Mohamed Moustafa Tahon: Epidemiologist WHE, WHO-CO, (tahonm@who.int)
  - Hafizullah Safi : Data Management Officer WHO-CO (safih@who.int)
- Total population: 39,269,174 (Ref: UN estimation, AFG\_CMYP\_2022)  
Data source: DHIS2-MoPH-Afghanistan, Public dashboard: <http://covid.moph-dw.org/#/>