



AFGHANISTAN

INFECTIOUS DISEASE OUTBREAKS

SITUATION REPORT | Epidemiological week #40-2023

No. 40 (01-07 Oct 2023)

Disease Outbreaks	AWD (Jan - Oct 23)	ARI (Jan - Oct 23)	COVID-19 (Feb 20 - Oct 23)	Measles (Jan - Oct 23)	CCHF (Jan - Oct 23)	Dengue fever (Jan - Oct 23)
Cumulative Cases <small>Data from 601 (98.0%) out of 613 surveillance sentinel sites</small>	181,712	1,010,051	226,694	21,866	1,140	874
Death	86 (0.05)	2,082 (0.2)	7,950 (3.5)	62 (0.3)	106 (9.3)	1 (0.1)

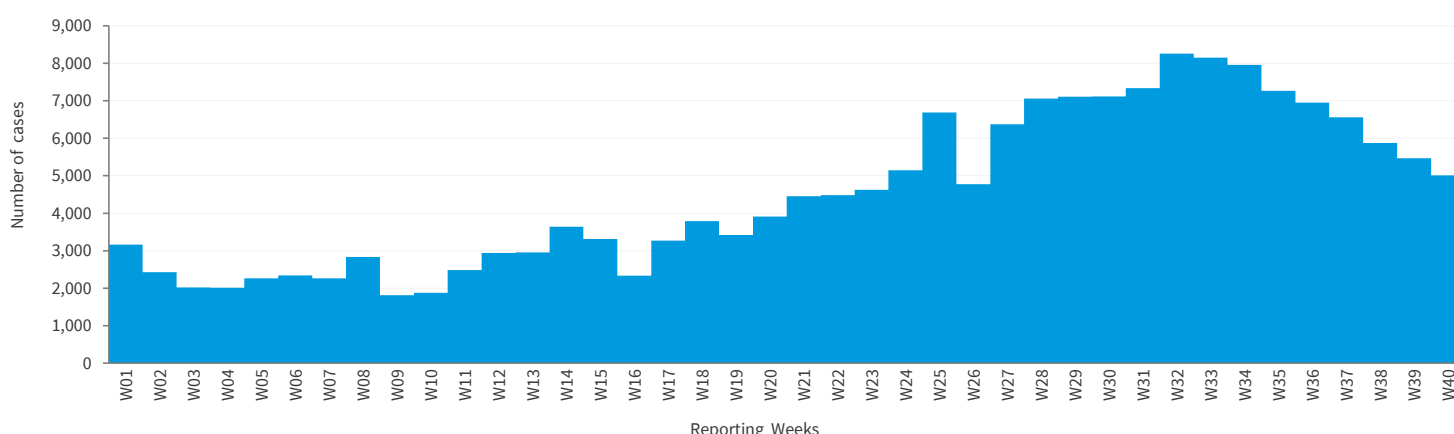
Acute Watery Diarrhea (AWD) with Dehydration Outbreak (01 Jan to 07 Oct 2023)

Table 1: Summary of the AWD with Dehydration outbreak in the last eight weeks (13 Aug – 07 Oct 2023)

Indicators	W33	W34	W35	W36	W37	W38	W39	W40	Epi-curve
Suspected cases	8,153	7,959	7,263	6,953	6,557	5,874	5,464	5,008	
% Change cases	-1.2	-2.4	-8.7	-4.3	-5.7	-10.4	-7.0	-8.3	
Suspected deaths	3	7	2	4	0	3	3	1	
CFR (%)	0.04	0.09	0.03	0.06	0.00	0.05	0.05	0.02	

- During week 40-2023; 5,008 AWD with dehydration cases and one associated death were reported from 191 districts which shows 8.3% decrease in the number of cases compared to last week (Figure 1).
- The epi-curve of AWD with dehydration cases shows decreasing trend since week 32-2023.
- The new death reported this week was from Kabul, male and over 5 years of age.
- Since Jan 2023, a total of 181,712 AWD with dehydration cases were reported, out of which 103,292 (56.8%) were under-five children and 90,408 (49.8%) were females (Figure 2).
- During week 40-2023, no new districts reported alerts of AWD with dehydration and the number of districts reported AWD with dehydration remains at 333.
- A total of 4,610 RDTs were conducted among AWD with dehydration cases since the beginning of 2023.

Figure 1. Epidemiological curve of AWD with dehydration cases in Afghanistan 01 Jan – 07 Oct 2023 (N=181,712)

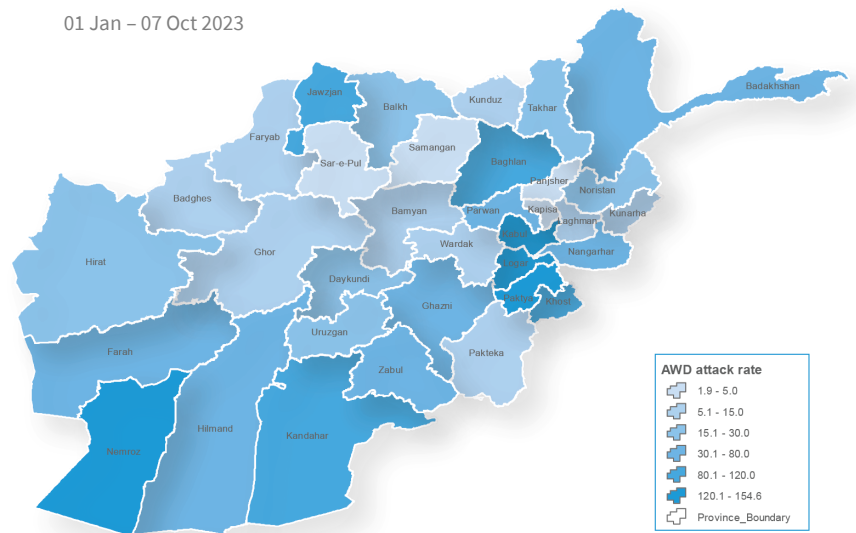




AFGHANISTAN

AWD with dehydration attack rate per 10,000 population by province As of 07 Oct 2023

Figure 2. AWD with dehydration attack rate per 10,000 population by province in Afghanistan, 01 Jan – 07 Oct 2023



Preparedness and response to the AWD Outbreak

Leadership and Coordination

- Regular biweekly AWD task force meetings are conducted between Health and WASH partners to coordinate the 2023 season AWD outbreak response.
- Emergency Preparedness and Response Committees (EPR) are active at the provincial level.
- An integrated AWD preparedness plan has been developed jointly between Health and WASH clusters and endorsed by the Ministry of Public Health.

Surveillance

- During week 40, 65 MDs and CHSs including 7 females were trained on EBS procedures in Herat province. This brings the total number of the trained MDs and CHSs to 867 in five provinces: Nangarhar (total=240, 1 female), Kandahar (total=144, 22 females), Badkhashan (total=152, 4 females), Herat (total=205, 17 females) and Bamiyan (total=126, 23 females).
- Electronic surveillance reporting has been expanded from provincial to district level in 254 sentinel sites in all 8 regions since the beginning of 2023.
- In total, 195 SST members have been trained on outbreak investigation and reporting, lab sample collection and transportation in 7 regions since the beginning of 2023.
- Surveillance support teams (SSTs) are actively participating in outbreak investigation and response activities in 34 provinces.
- Supervisory visits have been conducted in different provinces to strengthen early detection and timely response to AWD outbreaks.

Case Management

- Since 1 Jan 2023, a total of 32 different case management kits for AWD with dehydration have been delivered to Paktya, Bamiyan, Daikundi and Nangarhar provinces.
- A total of 887 HCWs have been trained on AWD case management since 1 Jan 2023 from 7 regions (Central, Central Highland, West, North, North-east, East, and South-east).

Laboratory and Supplies

- Since 1 Jan 2023, a total of 47 cholera RDT kits were delivered to Kandahar RRL.
- A total of 5,130 RDTs and 5,350 Carry Blairs have been repositioned in 34 provinces for supporting specimen collection and laboratory confirmation of AWD cases with dehydration since the beginning of 2023.

- Seven public health laboratories including CPHL, IDH and 5 RRLs (Kandahar, Paktya, Nangarhar, Balkh and Herat regional reference labs) have the testing/confirmation capacity for AWD with dehydration and they have been supplied with diagnostic kits.

WASH

- During last 2 weeks of Sep (16-30 Sep 2023) below activities were implemented by WASH partners:
- Provision of clean water to 3,566 individuals by chlorination of 266 wells in Badghis, Kunar, Nangarhar and Paktya provinces.
- Provision of safe drinking water to 12,468 individuals by rehabilitation of 108 water supply systems in Zabul, Kandahar, Kabul, Nangarhar, Kunar, and Balkh provinces.
- Provision of hygiene and sanitary facilities to 1,288 individuals by construction and rehabilitation of latrines in Kabul, Herat, Balkh, Paktya, Kandahar, Khost and Zabul provinces.
- Conducting hygiene promotion sessions to more than 34,219 individuals in Badghis, Balkh, Hilmand, Kabul, Kandahar, Khost, Kunar, Kunduz, Maidan Wardak, Nangarhar, Nimroz, Paktya, Parwan, Takhar and Zabul provinces.
- Provision of handwashing facility to 499 individuals in Zabul province.
- Distribution of household water treatment products to 61,891 individuals in Kandahar, Zabul, Nimroz, Uruzgan and Hilmand provinces.
- Distribution of hygiene kits to more than 16,492 individuals in Badghis, Balkh, Hilmand, Herat, Kabul, Kandahar, Nimroz, Paktya and Zabul provinces.
- Distribution of hand wash soaps to 19,379 individuals in Helmand, Kandahar, Nimroz and Zabul provinces.

RCCE

- During week 40, a total of 477,700 IEC materials (including 241,800 posters and 235,900 brochures) were distributed to health cluster partners for implementing RCCE activities as part of outbreak response.
- During week 40, a 3-day RRCE training was conducted to 28 MoPH officers including 4 females from central and central highland provenances in Kabul. This brings the total number of MoPH colleagues trained in RECC to 81 including 16 females.

Acute Respiratory Infection (ARI) (1 Jan-7 Oct 2023)

1,010,051
Total ARI Cases

2,082
Total Deaths

2,096
Influenza sample tested

69
Influenza lab confirmed cases

3.3
Influenza test positivity ratio

Table 2: Summary of the ARI outbreak in the last eight weeks (13 Aug – 07 Oct 2023)

Indicators	W33	W34	W35	W36	W37	W38	W39	W40	Epi-curve
Suspected cases	16,279	17,310	17,454	18,210	18,300	19,579	20,256	21,536	
% Change cases	-6.4	6.0	0.8	4.2	0.5	6.5	3.3	5.9	
Suspected deaths	47	37	43	37	29	31	28	34	
CFR (%)	0.3	0.2	0.2	0.2	0.2	0.2	0.1	0.2	

- The epi curve shows a gradual increase of ARI suspected cases since epi week 34 which might be due to winter season as the weather changed in some provinces across the country (Figure 3).
- During week 40, 21,536 suspected cases of ARI and 34 deaths were reported, which shows 5.6% and 21.4% increase in the number of suspected cases and deaths, respectively, compared with the week 39.
- Since Jan 2023, a total of 1,010,051 suspected cases and 2,082 deaths were reported from 34 provinces across the

country. Out of the total suspected cases, 622,643 (61.6%) were children under 5 and 499,577 (49.5%) were females (Figure 4).

- Out of total deaths, 1,720 (82.6%) were under 5 years children and 965 (46.3%) were females reported from 34 provinces.
- Comparing the current trend with the trend for the average number of suspected cases reported during 2020-2022; reveals that the number of suspected ARI cases are occurring at a higher rate as compared to the average of last three years (Figure 5).

Figure 3. Epidemiological curve of ARI cases in 34 provinces, 01 Jan – 07 Oct 2023 (N=1,010,051)

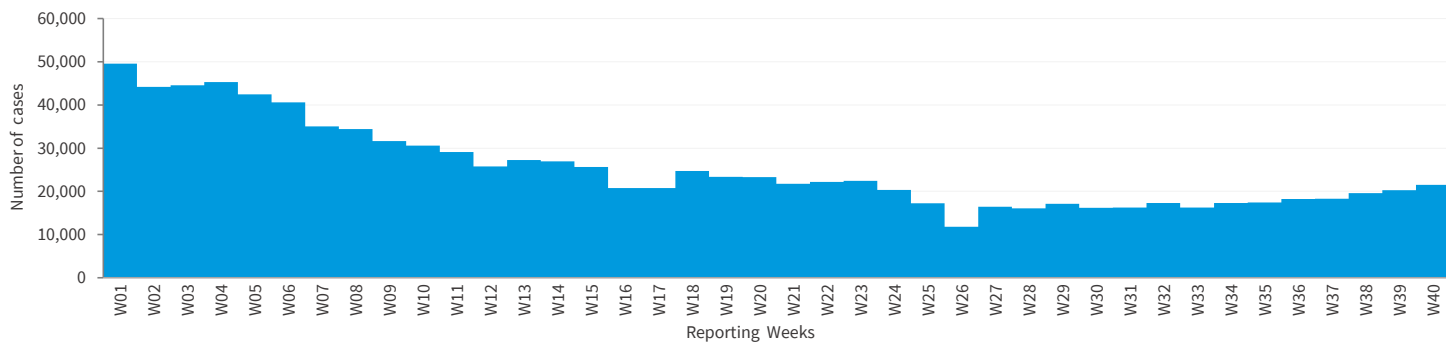


Figure 4. Geographical distribution of ARI cases by province in Afghanistan 01 Jan – 07 Oct 2023 (N=1,010,051)

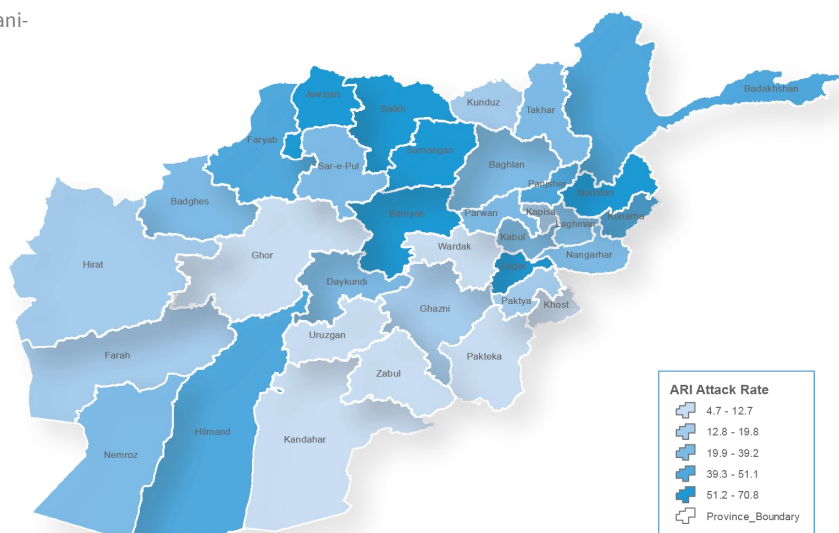
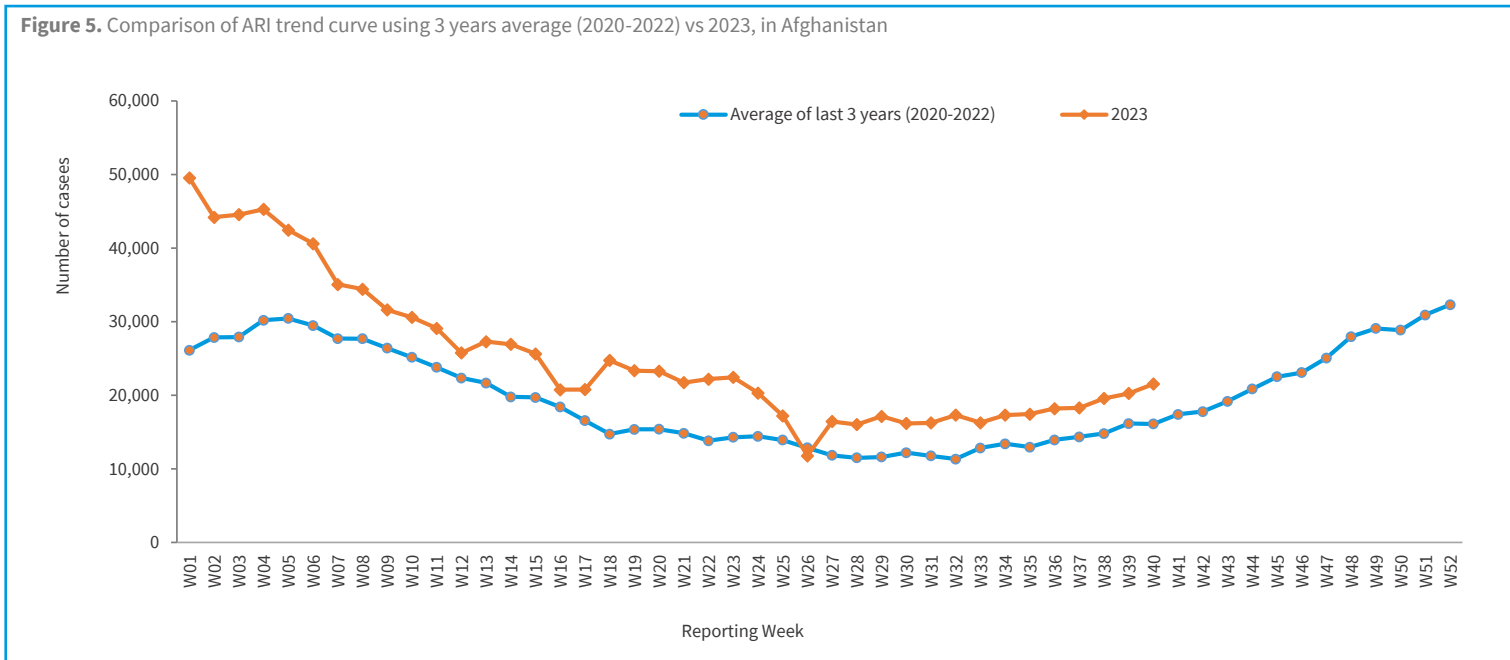


Figure 5. Comparison of ARI trend curve using 3 years average (2020-2022) vs 2023, in Afghanistan



Response to Acute Respiratory infection outbreak

Surveillance:

- Emergency Preparedness and Response Committees (EPR) are active at the provincial level.
- Surveillance support teams (SSTs) are actively participating in outbreak investigation and response activities in 34 provinces.
- Supervisory visits have been conducted in different provinces to strengthen early detection and timely response to ARI outbreaks.

Lab and supplies:

- A total of 500 VTM for collection of influenzas' samples have been supplied to each of 9 functional influenza sentinel sites since Jan 2023.
- A total of 1500 influenza A/B PCR kits and consumables have been supplied to NIC/CPHL since Jan 2023.
- A total of 9 influenza assistants have been trained (1 per each sentinel site) in specimen collection, storage, and transportation to lab for testing and confirmation since Jan 2023.

- As a part of preparedness and response to ARI outbreak, a total of 1,600 Covid-19 RDTs were prepositioned in Kabul, WHO warehouse, since Jan 2023 and will be distributed to regional offices for quick differential diagnosis of ARI.

Case management:

- As part of winter preparedness plan to ARI, a total of 397 different types of case management kits have been prepositioned in Kabul, WHO warehouse since Jan 2023, which will be distributed to regional offices for timely responding to ARI outbreaks across the country.
- Since Jan 2023, a total of 1,270 HCWs (MDs and nurses) from all 8 regions have been trained on ARI case management.

RCCE:

- As RCCE winterization plan, a total of 138,750 brochures and 99,150 posters of ARI have been distributed to high-risk provinces.

COVID-19

(24 Feb 2020 – 07 Oct 2023)

Cumulative samples tested

904,366

In public laboratories

3.8%

New samples tested in week 40

2,636

In public laboratories

Cumulative confirmed cases

226,694

Cumulative percent positivity (25.1%)

9.2%

New confirmed cases in week 40

246

In public laboratories (10.1%)

Cumulative confirmed deaths

7,950

CFR (3.5%)

66.7%

New confirmed deaths in week 40

1

Week 40 CFR (0.4%)

Key: ● Increasing ● Decreasing ● No change

COVID-19 Vaccination highlights



Total population : 39,269,174 (Ref : UN estimation, AFG CMYP 2022)

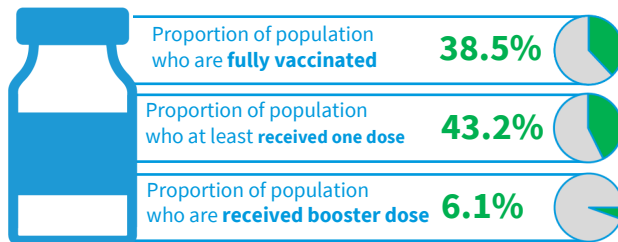


Table 3: Summary of COVID-19 indicators in the last 8 weeks in Afghanistan (13 Aug – 07 Oct 2023)

Indicators	W33	W34	W35	W36	W37	W38	W39	W40	Epi-curve
Samples tested (in public Labs)	2146	2,926	3,179	2,974	2,814	2,579	2,539 *	2,636	
Confirmed cases	174	298	229	202	193	217	271 *	246	
% Change cases	-33.3	71.3	-23.2	-11.8	-5.4	12.4	24.9	-9.2	
Percent positivity (%)	8.1	10.2	7.2	6.8	6.9	8.4	10.7	9.3	
Deaths	1	0	2	1	0	1	3	1	
CFR (%)	0.6	0.0	0.9	0.5	0.0	0.5	1.1	0.4	

*A delayed reporting was experienced during week 39-2023, the number of samples tested was modified from 2,006 to 2,539 and number of confirmed cases was modified from 203 to 271.

- During week 40-2023, the number of COVID-19 cases slightly decreased (9.2%) compared to previous week and generally the epi curve shows a decline in the number of confirmed cases since week 19-2023 (Figure 6-7).
- In week 40-2023, a total of 2,636 samples were tested in public labs, of which 246 samples were positive for COVID-19 (positivity rate 9.3%) and one new death was reported (CFR=0.4%).
- Since the beginning of the pandemic in Feb 2020, a total of 904,366 samples have been tested for COVID-19 through public laboratories.
- During week 40-2023, 27.6% (68/246 confirmed cases) were hospitalized and no cases were admitted to ICU (Figure 8).

Response

- During Sep 2023, 12 COVID-19 VTM kits (50 VTM per kit) were supplied to Samangan province.
- Since the beginning of Jan 2023, a total of 3 ID NOW instruments have been installed and 2,000 tests of COVID-19 ID NOW have been delivered to the CPHL-Kabul for rapid diagnosis of COVID-19. Also, on the job training related to ID NOW instrument utilization and maintenance has been provided to the staff of 8 labs across the country.

Figure 6. Epidemiological curve of confirmed COVID-19 cases and deaths in Afghanistan Feb 2020 – 07 Oct 2023

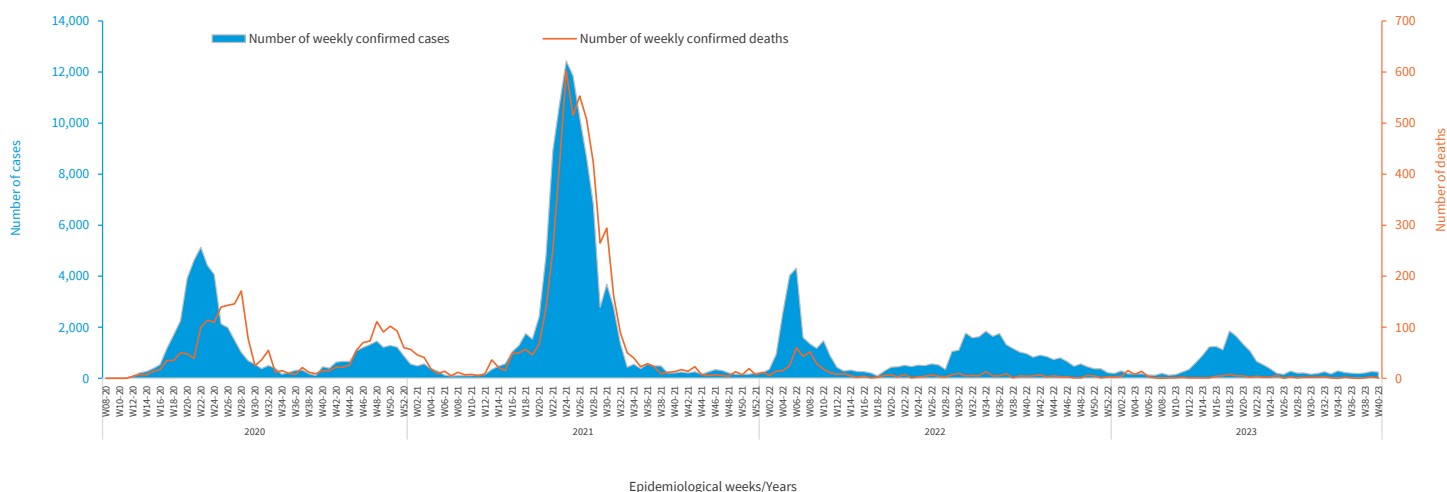


Figure 7. Epidemiological curve of confirmed COVID-19 cases and deaths in Afghanistan 01 Jan – 07 Oct 2023

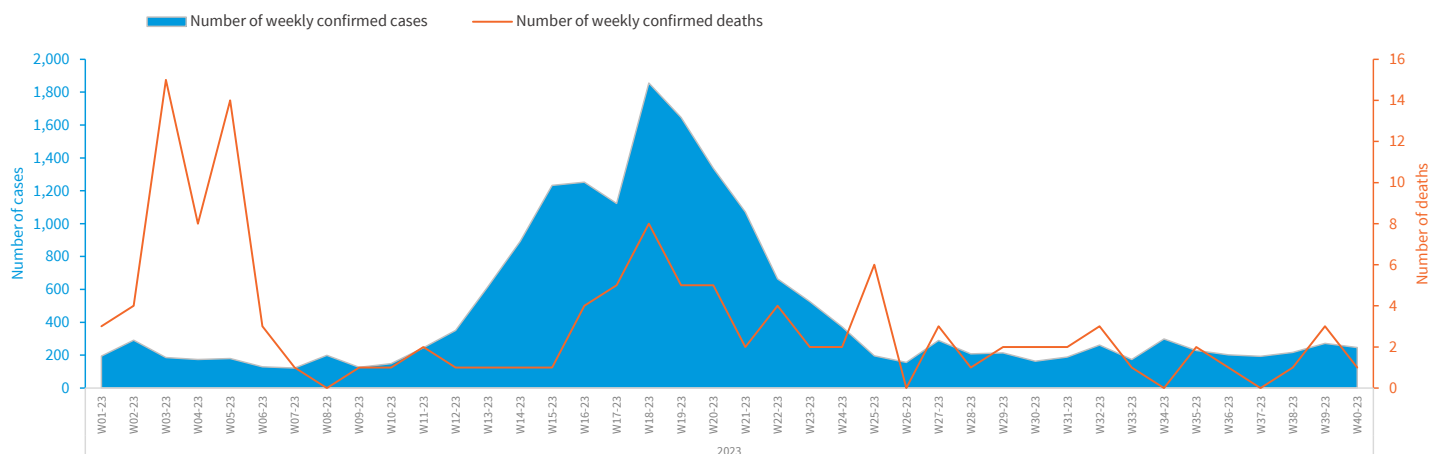
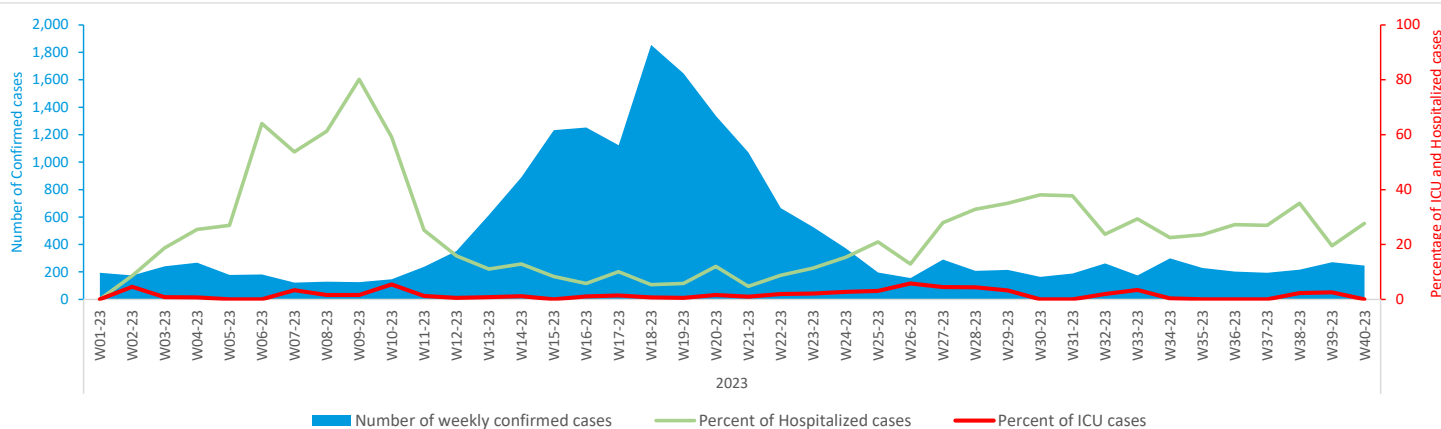


Figure 8. Weekly proportion of hospitalized and ICU cases out of newly confirmed COVID-19 cases in Afghanistan as of 01 Jan – 07 Oct 2023



Measles Outbreak (01 Jan to 30 Sep 2023)

21,866
Total Cases

62
Total Deaths

5,046
Sample tested

2,454
Lab confirmed cases

48.6%
Test positivity ratio

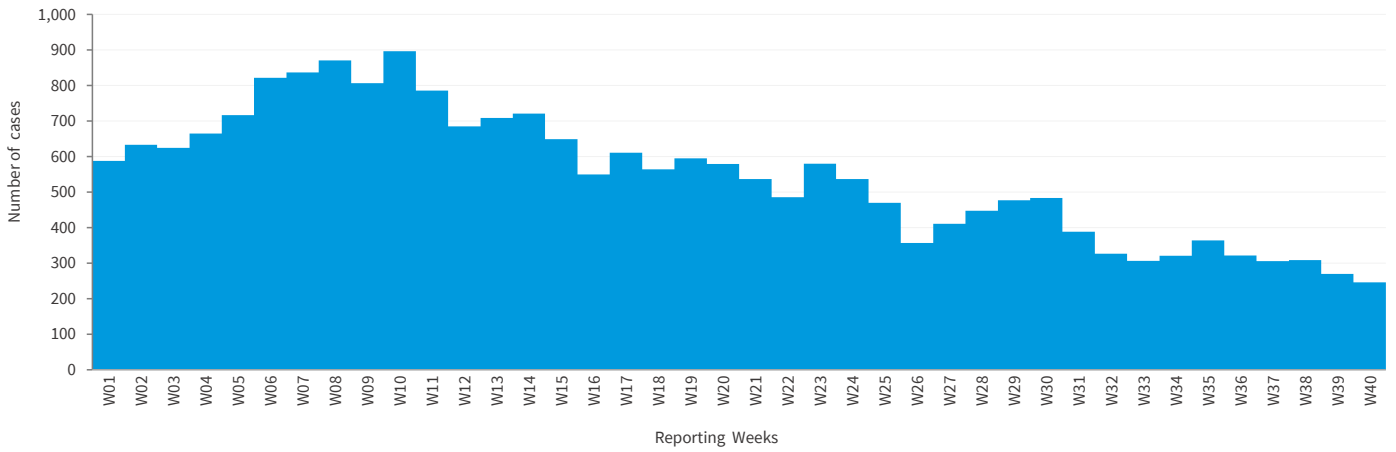
Table 4: Summary of the suspected measles outbreak in the last eight weeks (13 Aug – 07 Oct 2023)

Indicators	W33	W34	W35	W36	W37	W38	W39	W40	Epi-curve
Suspected cases	307	321	364	322	306	309	270	246	
% Change cases	-6.1	4.6	13.4	-11.5	-5.0	1.0	-12.6	-8.9	
Suspected deaths	1	6	0	0	0	0	0	0	
CFR (%)	0.3	1.9	0.0	0.0	0.0	0.0	0.0	0.0	

- Overall, the epi curve of measles suspected cases shows a declining trend since week 10 (Figure 9).
- During epidemiological week 40-2023, a total of 246 suspected cases were reported which shows 8.9% decrease in the number of suspected measles cases compared with the last week.
- Since Jan 2023, a total of 21,866 suspected cases of measles and 62 deaths (CFR=0.3%) were reported, out of which 15,454 (70.7%) were under-five children and 10,312 (47.2%) were females (Figure 10).



Figure 9. Epidemiological curve of suspected measles cases in Afghanistan, 01 Jan to 07 Oct 2023 (N=21,866)



AFGHANISTAN

Suspected measles attack rate per 10,000 population of by province As of 07 Oct 2023

Figure 10. Suspected measles attack rate per 10,000 population by province in Afghanistan 01 Jan – 07 Oct 2023 (N=21,866)

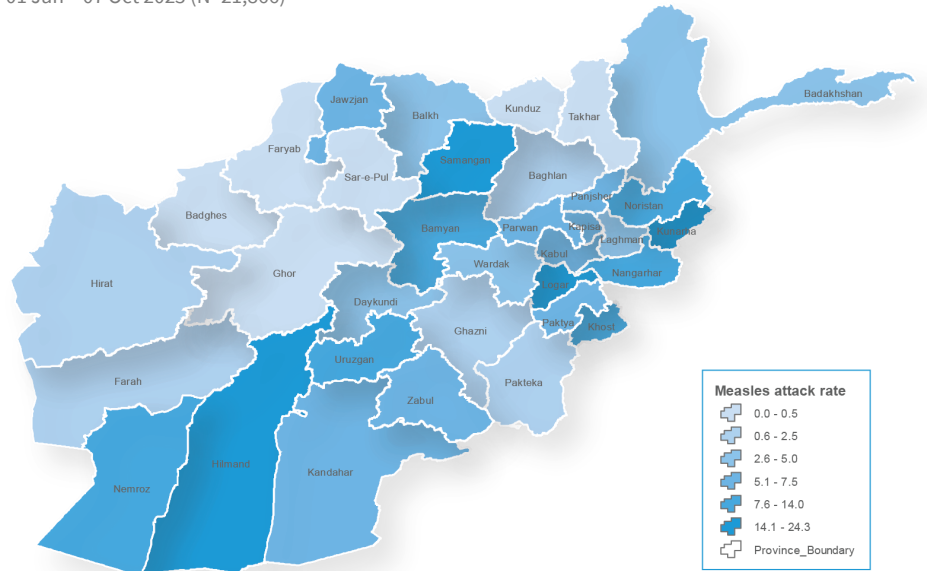
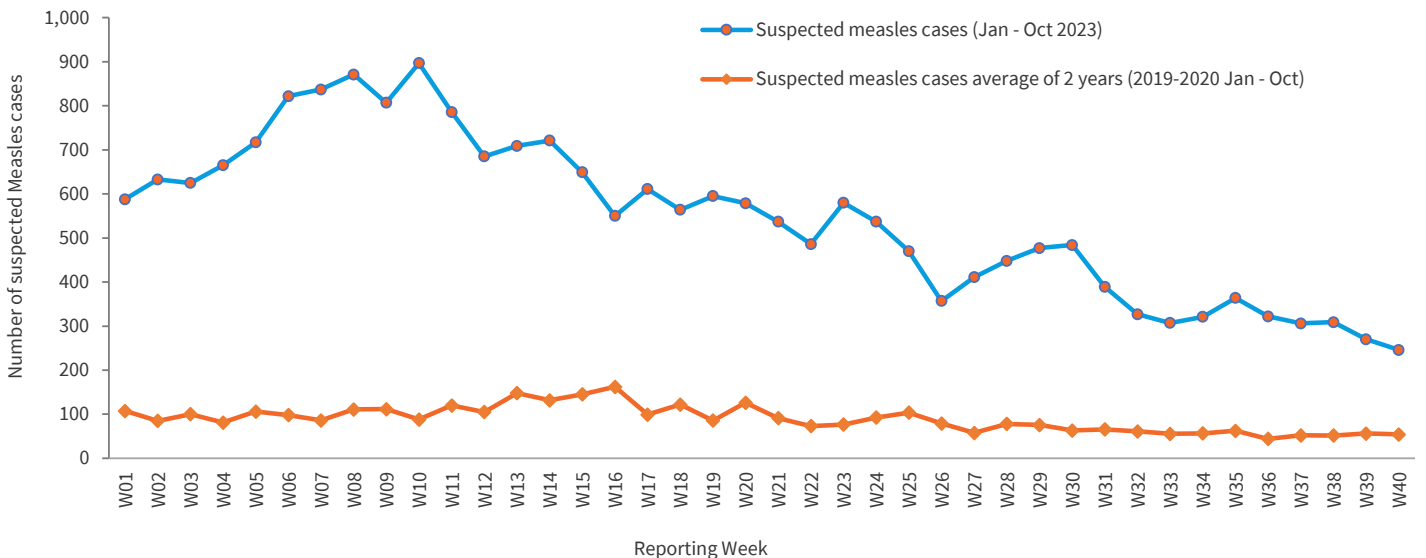


Figure 11. Comparison of suspected measles trend curve using 2 years average (2019-2020) vs Jan-Oct 2023, Afghanistan



Comparing the current trend with the trend for the average number of suspected cases reported during 2019-2020; reveals that despite efforts to control the outbreak, still, measles cases are occurring at a higher rate as compared to the endemic level during 2019-2020 (Figure 11).

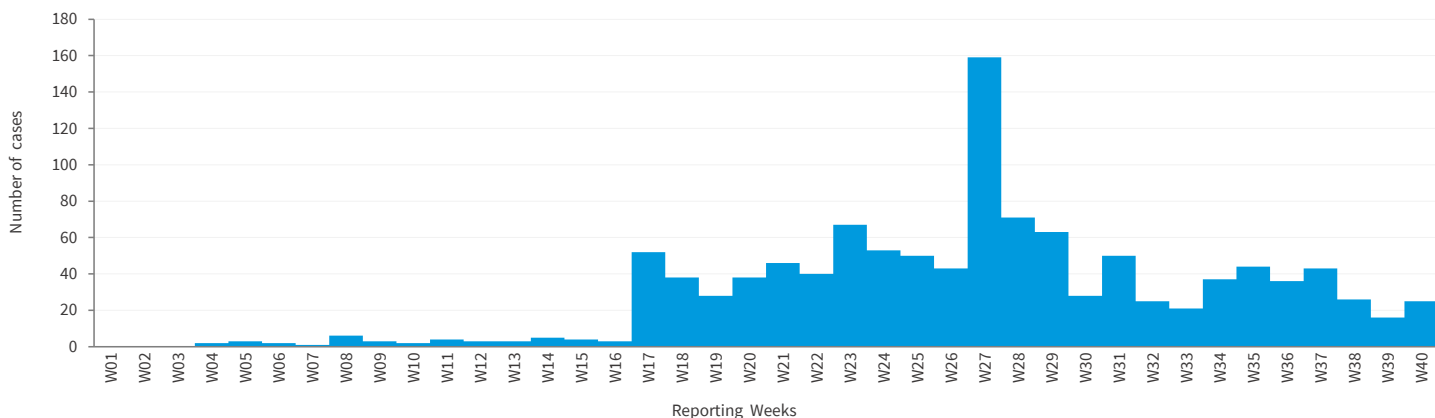
Outbreak of Crimean Congo Hemorrhagic Fever (CCHF) (01 Jan to 07 Oct 2023)

Table 5: Summary of the CCHF outbreak in the last eight weeks (13 Aug - 07 Oct 2023)

Indicators	W33	W34	W35	W36	W37	W38	W39	W40	Epi-curve
Suspected cases	21	37	44	36	43	26	16	25	
% Change cases	-16.0	76.2	18.9	-18.2	19.4	-39.5	-38.5	56.3	
Suspected deaths	2	4	4	1	3	1	0	1	
CFR (%)	9.5	10.8	9.1	2.8	7.0	3.8	0.0	4.0	

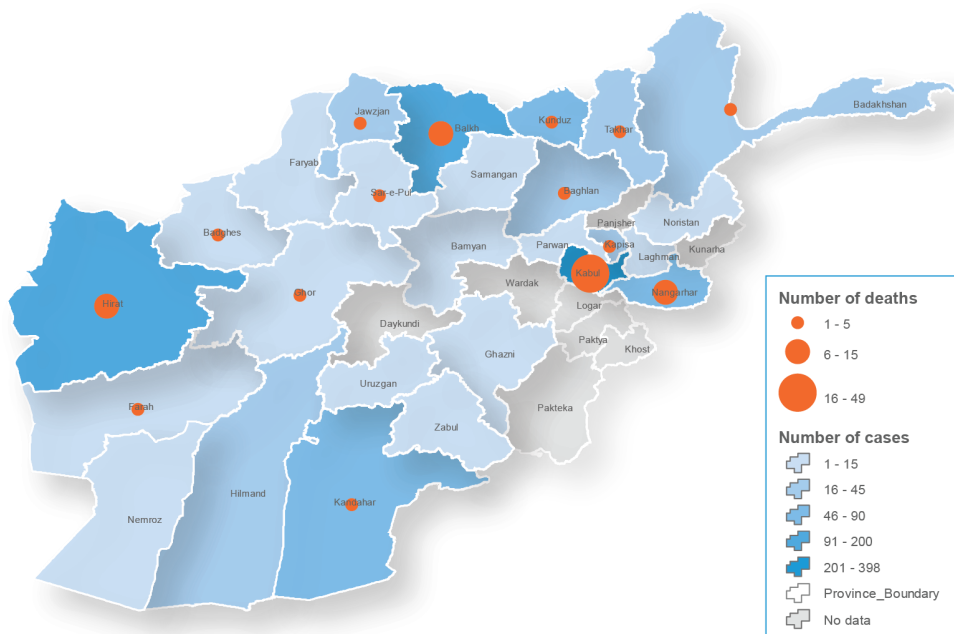
- During week 40-2023, a total of 25 new cases of CCHF and 1 death were reported, which shows 56.3% increase in number of suspected CCHF cases compared with last week (Table 5, Figure 12).
- The new death was over 5 years child, male reported from Kabul province.
- Since the beginning of 2023, the total numbers of reported suspected CCHF cases and associated deaths are 1,140 and 106, respectively (CFR 9.3%) (Figure 13).
- The CCHF-associated deaths were reported from 15 provinces, more than half of which were reported from 2 provinces: Kabul (49, 46.2%) and Balkh (15, 14.2%).
- Out of the total cases, 1,137 (99.7%) were above 5 years of age and 361 (31.7%) were females.
- Totally, 1,006 samples of suspected CCHF cases were tested since the beginning of 2023, of which 355 samples were positive (positivity = 35.3%).

Figure 12: Epidemiological curve of CCHF cases in Afghanistan 01 Jan – 07 Oct 2023 (N=1,140)



AFGHANISTAN Geographical Distribution of Crimean-Congo Hemorrhagic Fever (CCHF) cases by Province As of 07 Oct 2023

Figure 13. Geographical distribution of Crimean-Congo Hemorrhagic Fever (CCHF) cases and deaths by province in Afghanistan, 01 Jan – 07 Oct 2023



Response to CCHF outbreak during 2023

Coordination and leadership

- A national consultative workshop to discuss the implementation of One Health in Afghanistan has been carried out for 2 days with the participation of relevant stakeholders.
 - Technical experts from different agencies, World Health Organization (WHO), Food and Agriculture Organization (FAO), Ministry of Public Health (MoPH), National Environmental Protection Agency (NEPA), Ministry of Agricultural, Irrigation and Livestock (MAIL), Dairy Form Union and veterinary department of Kabul University participated in the workshop.
 - During the workshop, six technical important areas were extensively discussed, where the current structure, gaps and challenges were highlighted (leadership and governance, multisectoral coordination, environmental health, zoonotic disease, food safety, and antimicrobial resistance).
 - Main recommendations of the workshop included: gaining political support from the government; development of a strategic/national plan for and establishment of a national level Technical Working Group (TWG) were recommended by the participants.

Surveillance

- Surveillance support teams (SSTs) are actively participating in outbreak investigation and response activities in 34 provinces.

Laboratory and supplies

- Balkh regional reference lab is equipped with one Automated Nucleic Acid extraction machine and lab staff received on the job training. The instrument will help strengthen lab testing capacity by decreasing the turnaround time and safety of staff while dealing with high threat pathogens like CCHF virus.
- A total of 14 CCHF PCR kits have been distributed to CPHL, IDH and 5 RRLs across the country since the beginning of 2023.
- On-the-job training has been conducted for 6 regional reference laboratory staff; the capacities have been built to utilize the PCR and ELISA technologies for laboratory confirmation of CCHF.

Case management

- A total of 150 oral ribavirin (antiviral medicine) courses (each course containing 84 tablets), and 200 personal protective equipment for infection prevention and control have been supplied to the North region since the beginning of 2023.
- A total of 5,000 double bags were donated by WHO to Balkh, Herat, Kandahar, Kabul IDH and Nangarhar provinces to support CCHF case management.
- Since the beginning of 2023, a total of 177 healthcare workers (HCWs) from all regions have been trained on CCHF case management protocol.

RCCE

- A 3-days training of trainers (ToT) was conducted on risk communication and community engagement for 25 officers of Ministry of Public Health including 8 females, in Kabul province.
- A total of 199,300 information education and communication materials (IEC) on CCHF have been handed over to MoPH; and a total of 34,501 people have been reached through RCCE campaigns in Kandahar, Helmand and Herat provinces.

Dengue Fever Outbreak (01 Jan to 07 Oct 2023)




Table 6: Summary of the Dengue fever outbreak in the last eight weeks (13 Aug – 07 Oct 2023)

Indicators	W33	W34	W35	W36	W37	W38	W39	W40	Epi-curve
Suspected cases	47	47	24	27	19	28	17	52	
% Change cases	27.0	0.0	-48.9	12.5	-29.6	47.4	-39.3	205.9	
Deaths	0	0	0	0	0	0	0	0	
CFR (%)	0.0	0.0	0.0	0.0	0.0	0.0	0.0	0.0	

- During week 40-2023, the number of weekly suspected cases shows more than 3 times increase compared to previous week (Figure 14).
- A total of 52 new suspected dengue fever cases were reported during week 40-2023; all were reported from 2 provinces, Nangarhar (50) and Kunar (2). This brings the total number of suspected dengue fever cases to 874 and one death since the beginning of 2023 (Figure 15).
- Out of 874 reported cases, 444 (50.8%) were females and 855 (97.8%) were over 5 years of age.
- Since Jan 2023, a total of 319 samples have been collected, out of which 88 were confirmed (positivity= 27.6%).

Figure 14. Epidemiological curve of dengue fever cases in Afghanistan 1 Jan – 07 Oct 2023 (N=874)

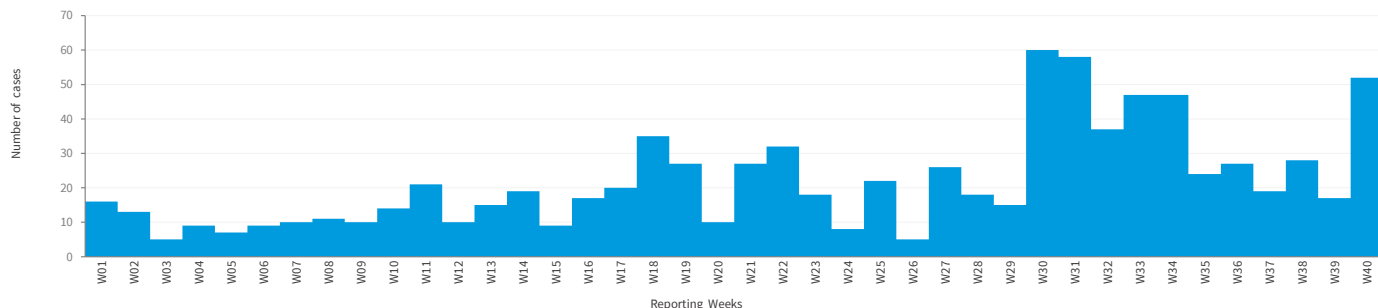
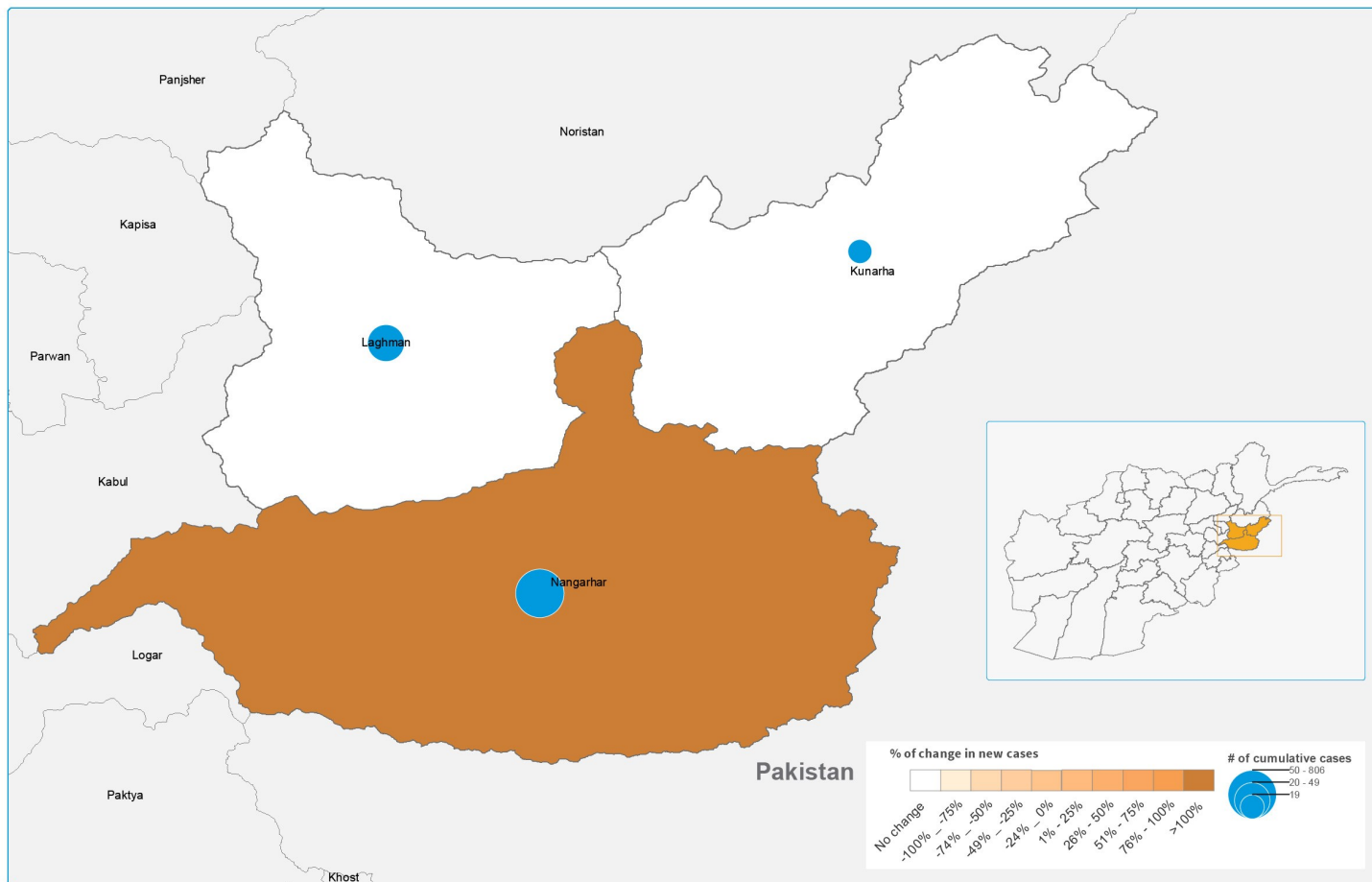


Figure 15. Geographical distribution of suspected dengue fever cases and percent change of new cases in Afghanistan, Jan - Oct 2023



Geographical distribution of suspected dengue fever cases in Afghanistan and weekly percent of changes
(between weeks 39 and 40, 2023)



The boundaries and names shown and the designations used on this map do not imply the expression of any opinion whatsoever on the part of the World Health Organization (WHO) concerning the legal status of any country, territory, city or area or of its authorities, or concerning the delimitation of its frontiers or boundaries, the lines on map represent approximate border lines for which there may not yet be full agreement. Sources: MoPH, WHO, AGCHO. Creation date: 07 Oct 2023.

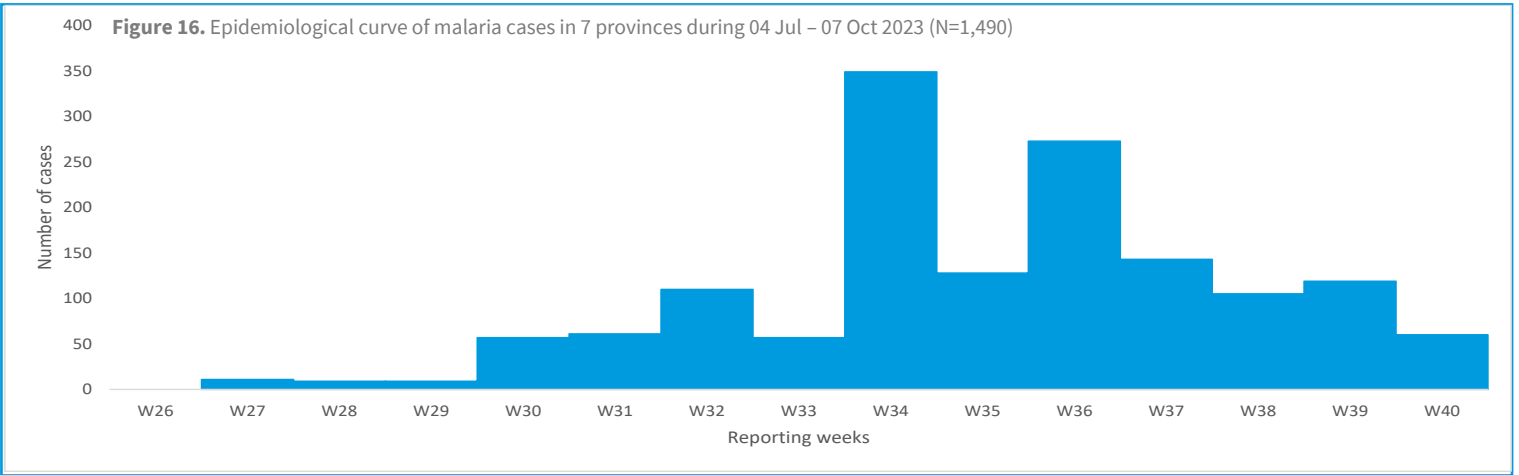
Response to the dengue fever outbreak

- Since 1 Jan 2023, 500 dengue fever RDTs were received and stocked at WHO warehouse in Kabul.
- Since Jan 2023, a total of 60 dengue RDT kits have been supplied to 4 provinces: Nangarhar (50), Kunar (3), Laghman (3), Nuristan (2) and Kabul (2).
- Since the beginning of 2023, a total of 10 PCR kits have been distributed to Nangarhar RRL.
- Case management guideline for dengue fever has been revised and a one-day workshop was held with the participation of representatives from specialty hospitals for treating the cases according to standard guideline.
- Since the beginning of 2023, a total of 320 HCWs have been trained on dengue case management in the East region.



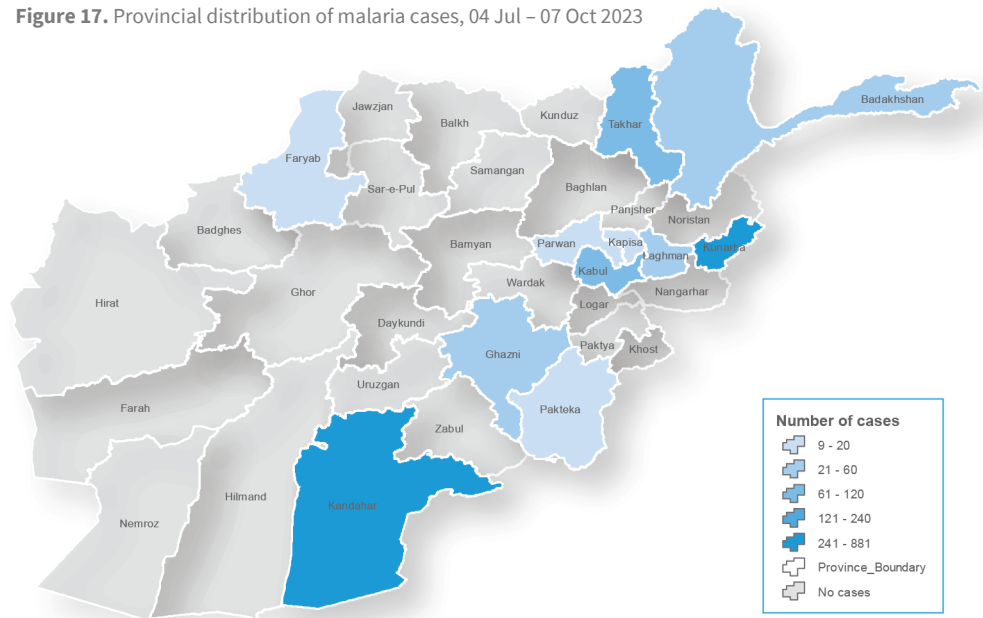
Malaria outbreak

- During week 40-2023, 3 new outbreaks of malaria were reported from 3 provinces: Ghazni (Qarabagh district), Kandahar (Arghistan district) and Laghman (Alishang district) with a total 179 confirmed cases (30 from Ghazni, 119 from Kandahar and 30 from Laghman). Among the reported cases 94 (52.5%) were female and 25 (14.0%) were under five years of age (Figure 16).
- Since the beginning of the outbreak on 04 Jul-2023, a total of 1,490 confirmed cases of malaria (1,247 were lab confirmed and 243 were positive by RDTs) were reported from 21 districts in 11 provinces (Badakhshan, Kabul, Kandahar, Kapisa, Kunar, Parwan, Faryab, Paktika, Takhar, Laghman and Ghazni) (Figure 17).
- Out of the total cases, 654 (43.9%) were females and 173 (11.6%) were under-five.
- All the cases have been managed by the outbreak investigation teams and proper health education has been provided.



AFGHANISTAN Provincial distribution of Malaria cases As of 07 Oct 2023

Figure 17. Provincial distribution of malaria cases, 04 Jul – 07 Oct 2023



Note: MOPH is the source of epidemiological data

Contact us for further information:

- Dr. Alaa AbouZeid, MD, MPH, MSc, PhD: Health Emergencies Team Lead, WHO-CO, (abouzeida@who.int)
- Dr. Mohamed Tahoun, MD, MPH, PhD : Head of Infectious Hazard Preparedness, WHO-CO, (tahounm@who.int)
- Dr. Mohammad Omar Mashal, MD, PhD: National Surveillance Officer WHO-CO, (mmashal@who.int)
- Mr. Hafizullah Safi, BSF, MBA, MPH: Data Management Officer, WHO-CO, (safih@who.int)
- Mr. Abdul Wahid Amiri: Surveillance Data Analyst, WHO-CO, (amiria@who.int)