



AFGHANISTAN

INFECTIOUS DISEASE OUTBREAKS

SITUATION REPORT | Epidemiological week #34-2023

No. 34/(20-26 Aug 2023)

Disease Outbreaks	CCHF (Jan - Aug 23)	AWD (Jan - Aug 23)	COVID-19 (Feb 20 - Aug 23)	Measles (Jan - Aug 23)	Dengue fever (Jan - Aug 23)
Cumulative Cases <small>(Data from 580 (94.8%) out of 613 surveillance sentinel sites)</small>	949	144,543	225,332	20,049	707
Death (CFR %)	96 (10.1)	74 (0.05)	7,942 (3.5)	60 (0.3)	1 (0.2)

Outbreak of Crimean Congo Hemorrhagic Fever (CCHF) (01 Jan to 26 Aug 2023)

Table 1: Summary of the CCHF outbreak in the last eight weeks (02 Jul - 26 Aug 2023)

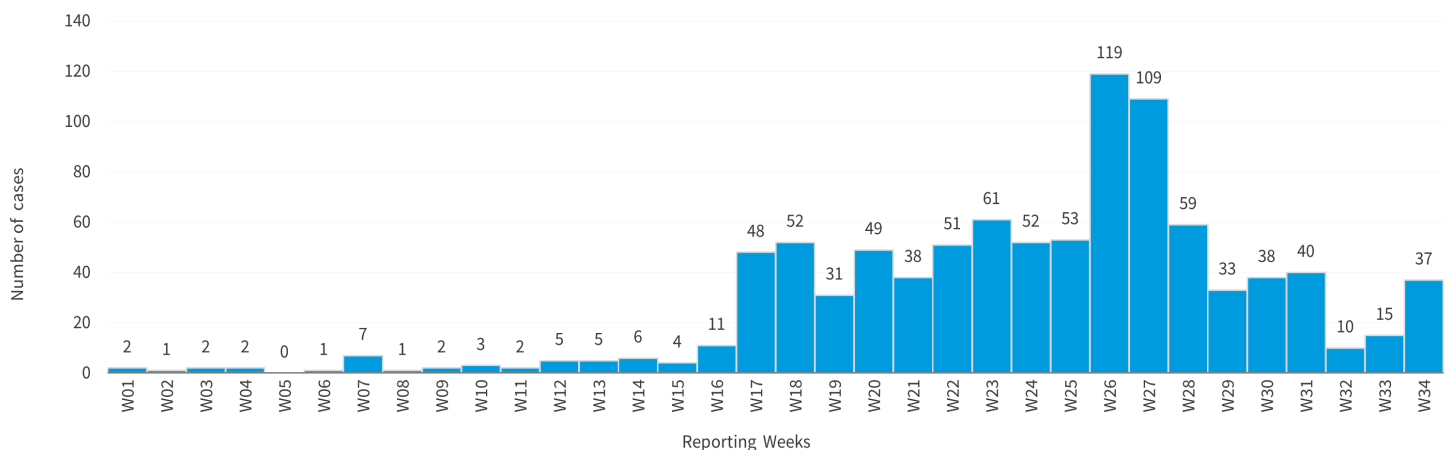
Indicators	W27	W28	W29	W30	W31	W32	W33	W34	Epi-curve
Suspected cases	109	59	33	38	40	10	15	37	
% Change cases	-8.4	-45.9	-44.1	15.2	5.3	-75.0	50.0	146.7	
Suspected deaths	16	3	2	4	2	1	1	4	
CFR (%)	14.7	5.1	6.1	10.5	5.0	10.0	6.7	10.8	

- During week 34-2023, a total of 37 new cases of CCHF with 4 new deaths were reported (Table 1, Figure 1). The reported deaths were from 4 provinces; Balkh (1), Kabul (1), Nangarhar (1) and Kunduz (1).
- Since the beginning of 2023, the total number of suspected CCHF cases and associated deaths have reached to 949 and 96, respectively (CFR 10.1%) (Figure2).
- The CCHF-associated deaths were reported from 14 provinces, more than half of which were reported from 2 prov-

inces; Kabul (46, 47.9%) and Balkh (14, 14.6%).

- Out of the total cases, 948 (99.9%) were above 5 years of age and 299 (31.5%) were females.
- Totally, 844 samples of suspected CCHF cases were tested since the beginning of 2023, of which 290 samples were positive (34.4% positivity).

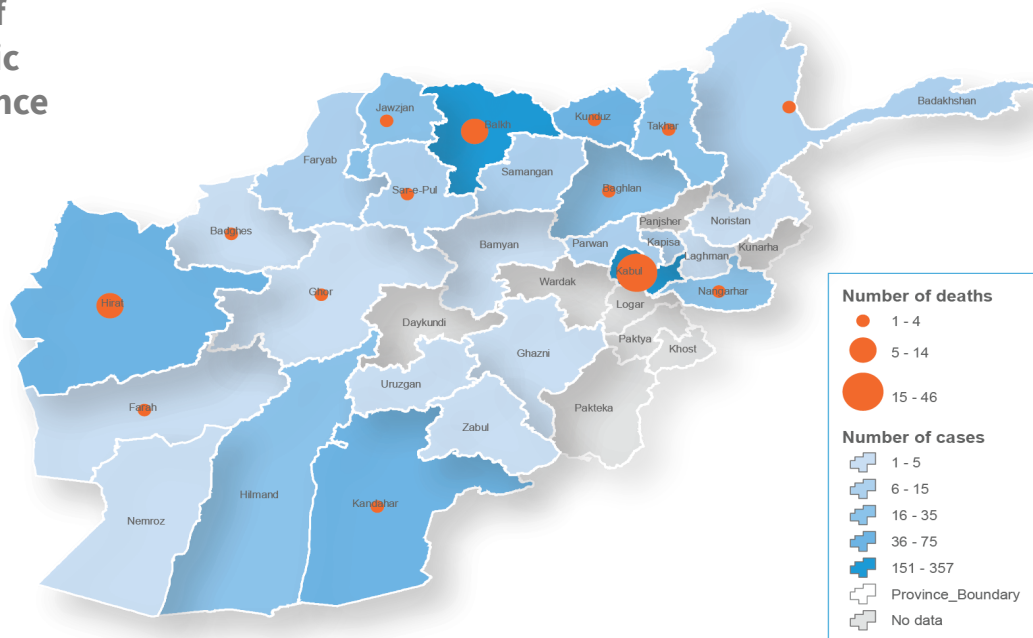
Figure 1: Epidemiological curve of CCHF cases in Afghanistan 1 Jan–26 Aug 2023 (N=949)



AFGHANISTAN

Geographical Distribution of Crimean-Congo Hemorrhagic Fever (CCHF) cases by Province As of 26 Aug 2023

Figure 2. Geographical Distribution of Crimean-Congo Hemorrhagic Fever (CCHF) cases by Province in Afghanistan, 01 Jan–26 Aug 2023



Response to CCHF outbreak during 2023

Coordination and leadership

- A joint meeting between WHO (EMRO and country office), MoPH, FAO, and MAIL has been conducted in order to coordinate the response to the ongoing CCHF outbreak and planned short term intervention in the hotspot areas.
- WHO, FAO and MAIL (ministry of agriculture and livestock) conducted coordination meeting to discuss on how to limit the spread of CCHF outbreak.
- National zoonosis committee meeting has been held and chaired by CDC-MoPH where relevant departments from the Ministry of Agriculture, Kabul Municipality, Ministry of Information and Technology, and national and international partners attended the meeting; coordinating the preparedness and response to CCHF outbreak (including public awareness and case management of infected cases).

Surveillance

- Surveillance support teams (SSTs) are actively participating in outbreak investigation and response activities in 34 provinces.

Laboratory and supplies

- During week 34-2023, one CCHF PCR kit was delivered to Balkh RRL; this brings the total number of CCHF PCR kits supplied to different laboratories to 14 since the beginning of 2023.
- Four (4) Automated Nucleic acid extraction machines are delivered to the CPHL (1), Nangarhar RRL (1), Herat RRL (1), and Balkh RRL (1) that will minimize the sample processing time and improve the quality of the results and the safety of the lab staff.
- On-the-job training has been conducted for 6 regional reference laboratory staff; the capacities have been built to utilize the PCR and ELISA technologies for laboratory confirmation of CCHF.

Case management





- A total of 150 oral ribavirin (antiviral medicine) courses (each course containing 84 tablets), and 200 personal protective equipment for infection prevention and control have been supplied to the North region.
- A total of 5,000 double bags were donated by WHO to Balkh, Herat, Kandahar, Kabul IDH and Nangarhar provinces to support CCHF case management.
- Since the beginning of 2023, a total of 177 healthcare workers (HCWs) from all regions have been trained on CCHF case management protocol.
- Case management guideline for CCHF has been revised and a one-day workshop was held with the participation of representatives from specialty hospitals for treating the cases according to standard guideline.

RCCE

- During the last two weeks; 199,300 information education materials (IEC) on CCHF were handed to MoPH. These materials will be used as part of outbreak preparedness and response in high risk areas and affected communities.
- A total of 70 social mobilizers (40 males and 30 females) were trained in 7-days CCHF awareness campaign and deployed in Helmand and Kandahar provinces.
- A total of 34,501 people have been reached through RCCE campaigns in Kandahar, Helmand and Herat provinces.

Acute Watery Diarrhea (AWD) with Dehydration Outbreak (01 Jan to 26 Aug 2023)

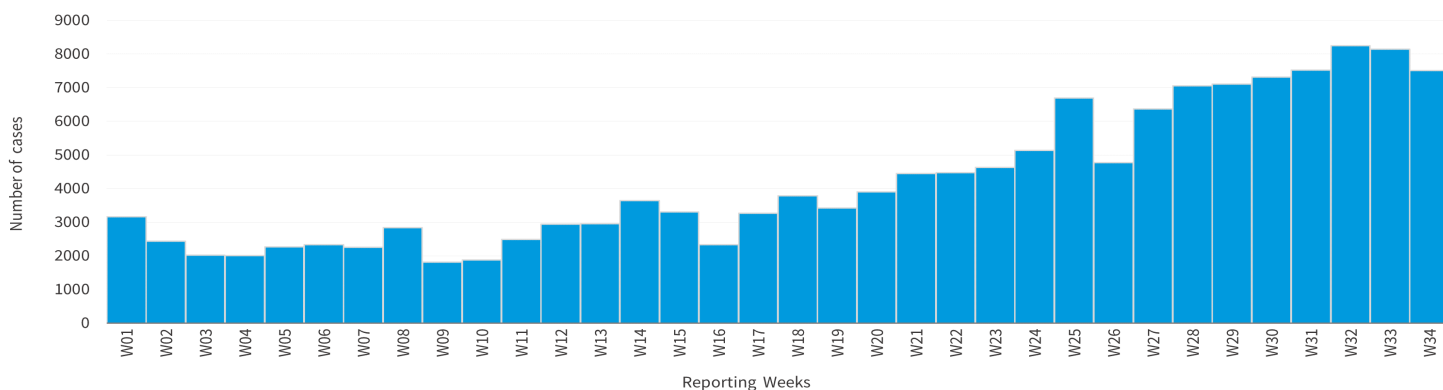
Table 2: summary of the AWD with Dehydration outbreak in the last eight weeks (02 Jul - 26 Aug 2023)

Indicators	W27	W28	W29	W30	W31	W32	W33	W34	Epi-curve
Suspected cases	6,373	7,059	7,105	7,323	7,525	8,255	8,153	7,510	
% Change cases	33.5	10.8	0.7	3.1	2.8	9.7	-1.2	-7.9	
Suspected deaths	3	3	4	4	5	4	3 *	8	
CFR (%)	0.05	0.04	0.06	0.05	0.07	0.05	0.04	0.11	

*An entry error was experienced during week 33-2023, the number of deaths were modified from 4 to 3.

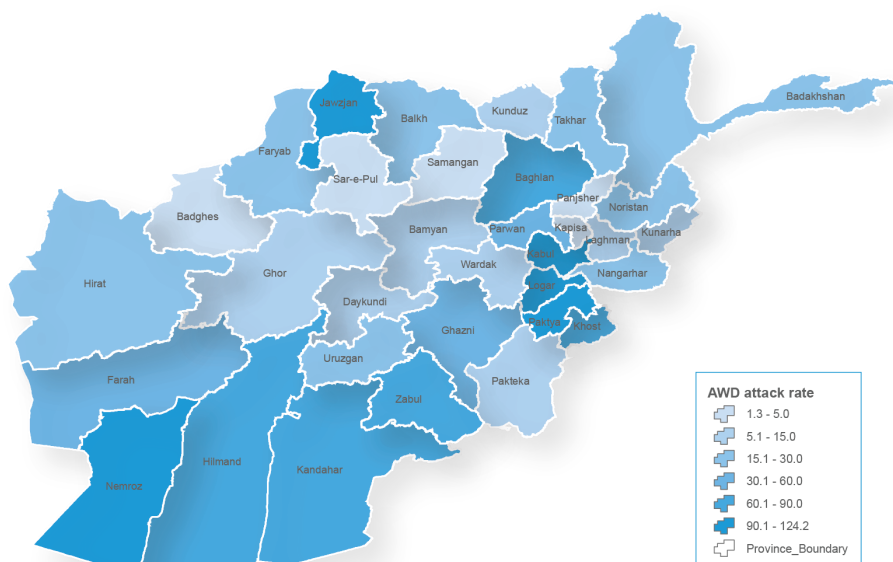
- The number of AWD with dehydration cases shows a slight decrease in week 34-2023 compared to previous week; however, the general trend is on the rise since week 10-2023 which is linked to the summer season (Figure 3).
- During week 34-2023, a total of 7,510 new AWD cases with dehydration and 8 new deaths were reported from 223 districts all over the country (Figure 4).
- During week 34-2023, one new district (Washir district of Helmand province) reported alert of AWD with dehydration.
- The new deaths reported this week were from 4 provinces: Badakhshan (3), Kabul (3), Baghlan (1), and Balkh (1). Among the deceased cases, 6 (75.0%) were females while all of them (100%) were under-five years of age.
- Since Jan 2023, a total of 144,543 AWD with dehydration cases were reported from 333 districts, out of which 82,883 (57.3%) were children below 5 years and 71,809 (49.7%) were females.
- A total of 2,325 RDTs were conducted among AWD with dehydration cases since the beginning of 2023.

Figure 3. Epidemiological curve of AWD with dehydration cases in Afghanistan 01 Jan–26 Aug 2023 (N=144,543)



AFGHANISTAN AWD with dehydration attack rate per 10,000 population by province As of 26 Aug 2023

Figure 4. AWD with dehydration attack rate per 10,000 population by province in Afghanistan, 01 Jan–26 Aug 2023





Preparedness and response to the AWD Outbreak

Leadership and Coordination

- Regular biweekly AWD task force meetings are conducted for health partners to coordinate the 2023 season AWD outbreak response.
- Emergency Preparedness and Response Committees (EPR) are active at the provincial level.
- An integrated AWD preparedness plan has been developed jointly between Health and WASH clusters and endorsed by the Ministry of Public Health.

Surveillance

- During week 34-2023, e-surveillance training was conducted to 36 participants from Southeast region including 28 surveillance focal points. This brings the total number of surveillance FPs trained on e-surveillance to 254 in all 8 regions (Central East, Central West, Northeast, East, West, South, North and Southeast) since the beginning of the 2023.
- A joint WHO-UNICEF outbreak investigation have been conducted in Bihsood district and Jalalabad city of Nangarhar province; in which epidemiological investigation of AWD cases was conducted, RCCE sessions were organized and WASH materials (chlorine tablets and soaps) were distributed to the affected villages.
- In total, 195 SST members have been trained on outbreak investigation and reporting, lab sample collection and transportation in 7 regions since the beginning of 2023.
- Surveillance support teams (SSTs) are actively participating in outbreak investigation and response activities in 34 provinces.
- Supervisory visits have been conducted in different provinces to strengthen early detection and timely response to AWD outbreaks.

Case Management

- During last week, a total of 58 medical doctors from Northeast region (Takhar, Badakhshan, Baghlan and Kunduz) were trained on AWD cases management. This brings the total trained HCWs to 820 since January 2023 from 6 regions (Central, Central Highland, West, North, Northeast and East).
- Around 300 HCWs are targeted for case management training over the coming few weeks.

Laboratory and Supplies

- During week 34-2023, 600 RDTs and 600 Carry Blairs were distributed to Kandahar, Kabul and Nangarhar provinces.
- A total of 4,350 Carry Blairs media for laboratory culture and 330 kits of RDTs have been prepositioned in 34 provinces for supporting specimen collection and laboratory confirmation of AWD cases with dehydration.
- 11 Cholera central kits and 200 community cholera kits are distributed to all WHO-sub-offices including Mazar, Kabul, Nangarhar and Kandahar.
- Seven public health laboratories including CPHL, IDH and 5 RRLs (Kandahar, Paktya, Nangarhar, Balkh and Herat regional reference labs) have the testing/confirmation capacity for AWD with dehydration and they have been supplied with diagnostic kits.

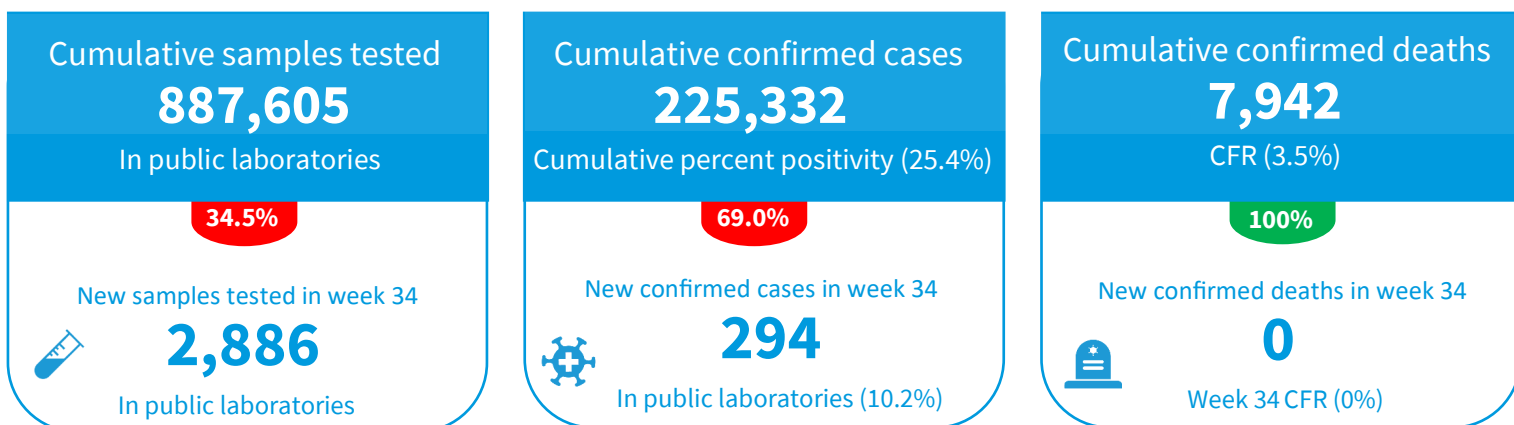
WASH

- No update for this week, as the updates are shared on bi-weekly basis.

RCCE

- A total of 139,000 information education materials (IEC) on AWD have been handed over to MoPH. These materials will be used as part of outbreak preparedness and response in high-risk areas and affected communities.

COVID-19 (24 Feb 2020 – 26 Aug 2023)



Key: ● Increasing ● Decreasing ● No change

COVID-19 Vaccination highlights

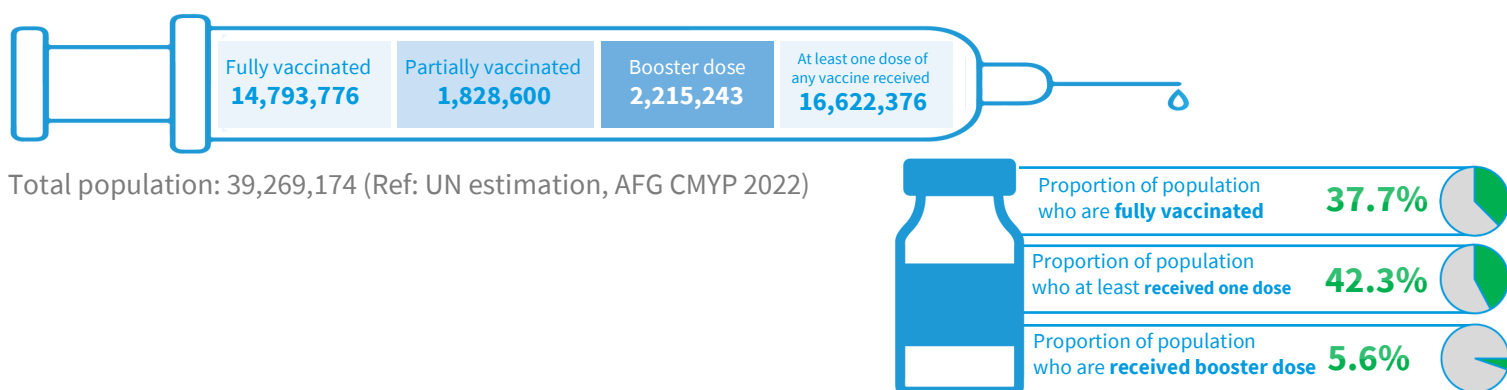


Table 3: Summary of COVID-19 indicators in the last 8 weeks in Afghanistan (02 Jul - 26 Aug 2023)

Indicators	W27	W28	W29	W30	W31	W32	W33	W34	Epi-curve
Samples tested (in public Labs)	2,183	2,553	2,482	1,966	2,614	2,976	2146 *	2,886	
Confirmed cases	290	207	214	163	188	261	174	294	
% Change cases	87.1	-28.6	3.4	-23.8	15.3	38.8	-33.3	69.0	
Percent positivity (%)	13.3	8.1	8.6	8.3	7.2	8.8	8.1	10.2	
Deaths	3	1	2	2	2	3	1	0	
CFR (%)	1.0	0.5	0.9	1.2	1.1	1.1	0.6	0.0	

*A delayed reporting was experienced during week 33-2023, the number of samples tested were modified from 2,122 to 2,146.

- During week 34-2023, the number of COVID-19 cases increased by 69.0% compared to previous week; however, the epi curve shows a decline in the number of confirmed cases since week 19-2023 (Figure 6).
- In week 34-2023, a total of 2,886 samples were tested in public labs, of which 294 samples were positive for COVID-19 (test positivity of 10.2%) while no new death was reported (CFR=0%).
- Since the beginning of the pandemic in Feb 2020, a total of 887,605 samples have been tested for COVID-19 through public laboratories.
- During week 34-2023, 19.4% (57/294 confirmed cases) were hospitalized, while 0.3% (1/57 hospitalized) cases were admitted to the ICU (Figure 7).



Figure 5. Epidemiological curve of confirmed COVID-19 cases and deaths in Afghanistan 20 Feb 2020–26 Aug 2023

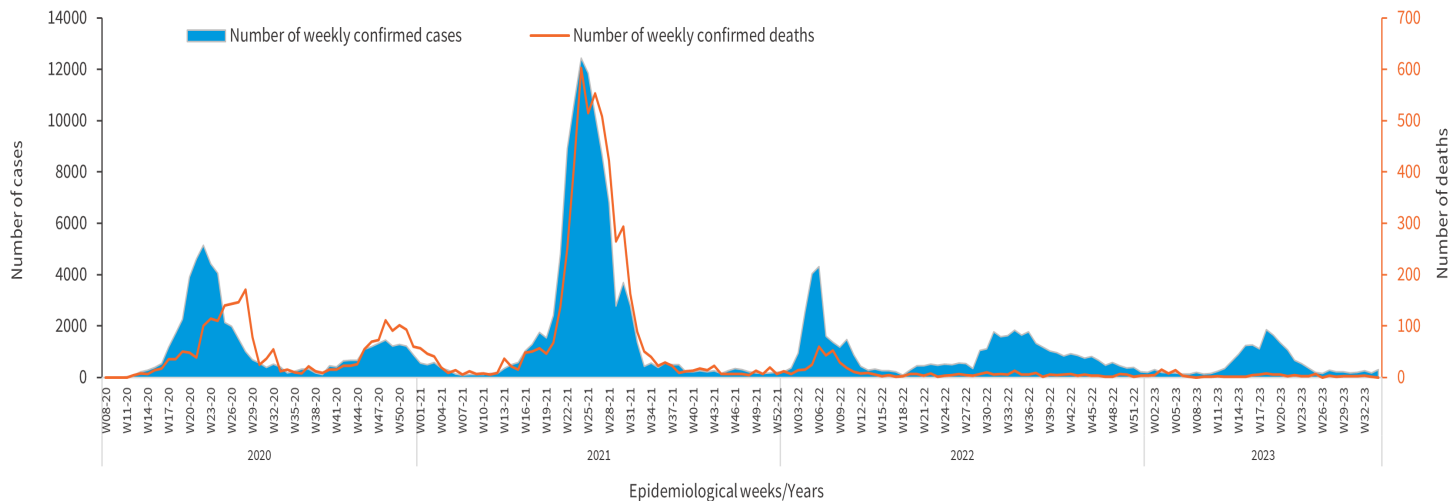


Figure 6. Epidemiological curve of confirmed COVID-19 cases and deaths in Afghanistan 1 Jan–26 Aug 2023

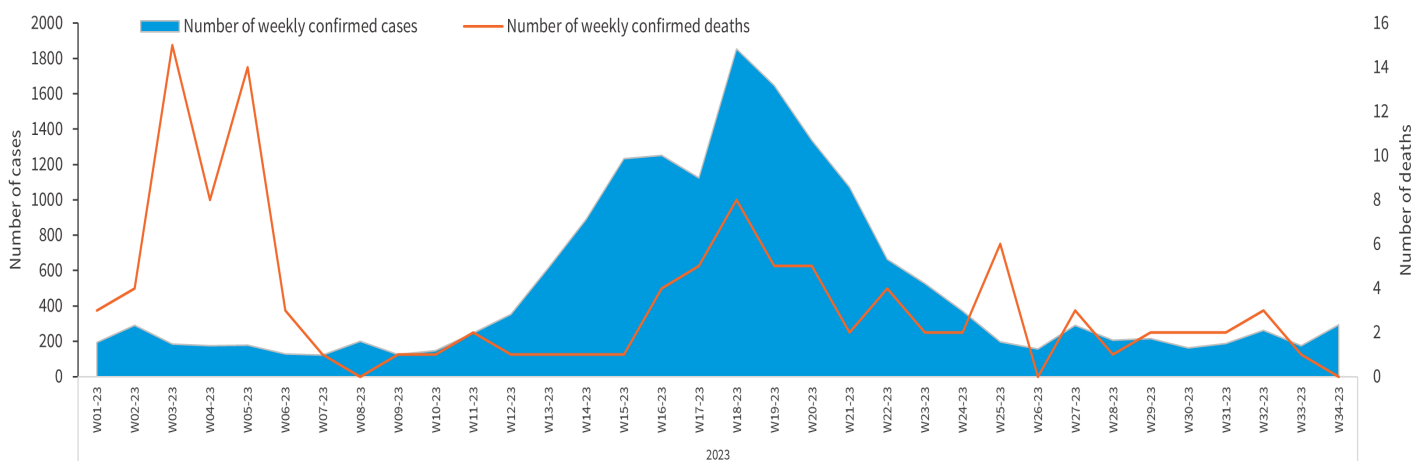
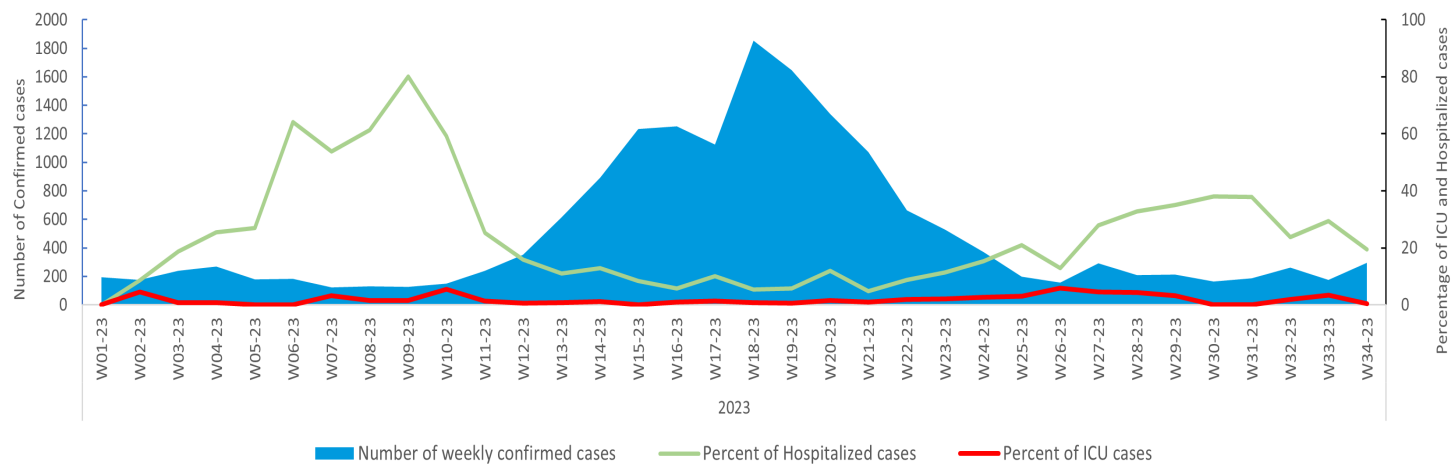


Figure 7. Weekly proportion of hospitalized and ICU cases out of newly confirmed COVID-19 cases in Afghanistan as of 1 Jan–26 Aug 2023



Measles Outbreak (01 Jan to 26 Aug 2023)

20,049
Total Cases

60
Total Deaths

4,530
Sample tested

2,257
Lab confirmed cases

49.8%
Test positivity ratio

Table 4: summary of the suspected measles outbreak in the last eight weeks (02 Jul - 26 Aug 2023)

Indicators	W27	W28	W29	W30	W31	W32	W33	W34	Epi-curve
Suspected cases	411	448	477	484	389	327	307	321	
% Change cases	15.1	9.0	6.5	1.5	-19.6	-15.9	-6.1	4.6	
Suspected deaths	0	1	1	1	0	4	1	4	
CFR (%)	0.0	0.2	0.2	0.2	0.0	1.2	0.3	1.2	

- The epi-curve shows stabilization in the number of suspected measles cases during week 34 compared to the previous week. The overall measles cases show a declining trend since week 10 (Figure 8).
- During epidemiological week 34-2023, a total of 321 suspected cases and 4 new deaths were reported.
- The new deaths were from 3 provinces; Helmand (2), Ghor (1) and Urozgan (1). Two of them (50%) were females while 3 (75%) were under-five years of age.
- Since Jan 2023, a total of 20,049 suspected measles cases were reported, out of which 14,205 (70.9%) were children under 5 years of age and 9,458 (47.2%) were females.

Figure 8. Epidemiological curve of suspected measles cases in Afghanistan, 01 Jan-26 Aug 2023 (N=20,049)

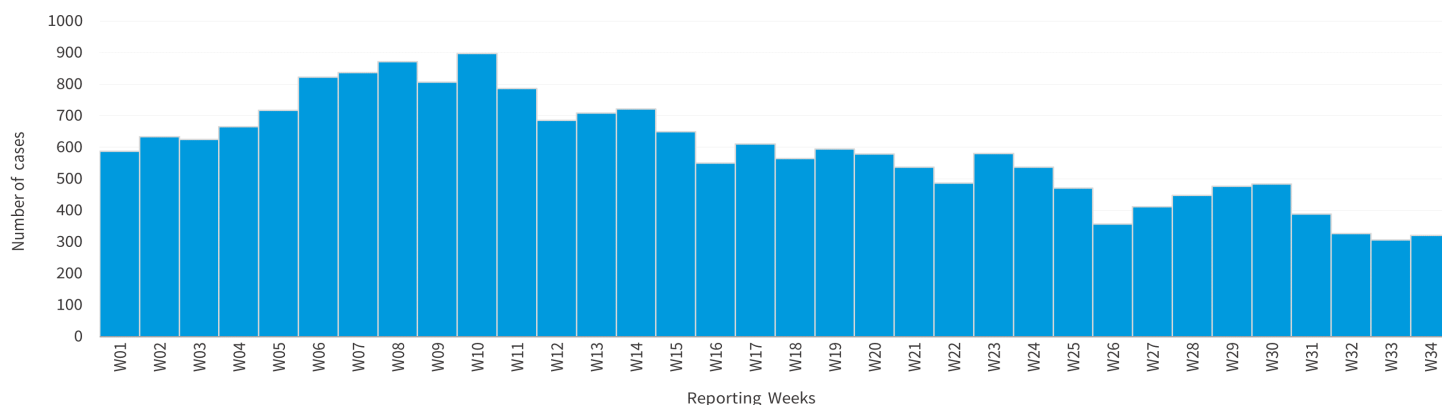
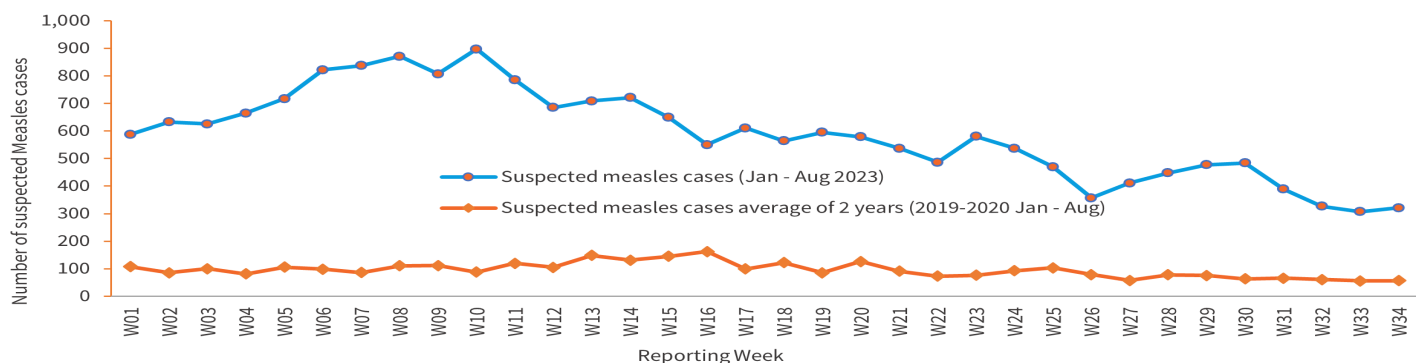


Figure 9. Comparison of suspected measles trend curve using 2 years average (2019-2020) vs Jan-Aug 2023, Afghanistan

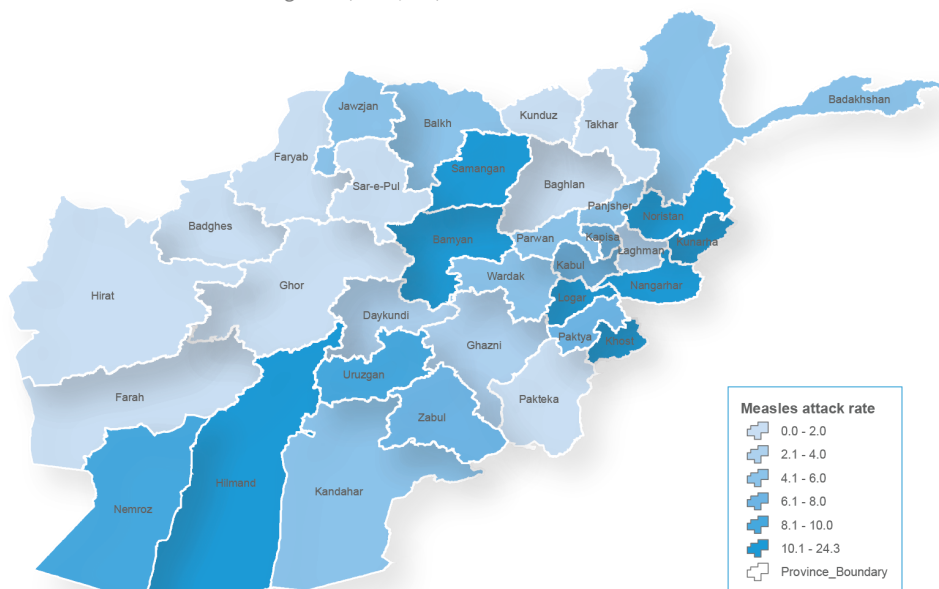


Comparing the current trend with the trend for the average number of suspected cases reported during 2019-2020; reveals that despite efforts to control the outbreak, still, measles cases are occurring at a higher rate as compared to the endemic level during 2019-2020 (Figure 9).

AFGHANISTAN

Suspected measles attack rate per 10,000 population of by province As of 26 Aug 2023

Figure 10. Suspected measles attack rate per 10,000 population by province in Afghanistan 01 Jan–26 Aug 2023 (N=20,049)



Preparedness and response to the Measles Outbreak

- A total of 7,133 children have been vaccinated as part of outbreak response localized immunization campaigns by the implementing NGOs in outbreak affected areas across the country since Jan 2023
- A total of 132,000 information education materials (IEC) on Measles have been distributed to MoPH. These materials will be used as part of outbreak preparedness and response in high risk areas and affected communities.

Dengue Fever Outbreak (01 Jan to 26 Aug 2023)

707
Total Cases

1
Total Deaths

202
Sample tested

41
Lab confirmed cases

20.3%
Test positivity ratio

Table 5: summary of the Dengue fever outbreak in the last eight weeks (02 Jul - 26 Aug 2023)

Indicators	W27	W28	W29	W30	W31	W32	W33	W34	Epi-curve
Suspected cases	26	18	15	60	58	37	47	47	
% Change cases	420.0	-30.8	-16.7	300.0	-3.3	-36.2	27.0	0.0	
Deaths	0	0	0	0	0	0	0	0	
CFR (%)	0.0	0.0	0.0	0.0	0.0	0.0	0.0	0.0	

- A total of 47 new suspected dengue fever cases with no new deaths were reported during week 34-2023; most of the cases (45 cases, 95.7%) were reported from Nangarhar province while the remaining 2 cases were reported from Laghman province. This brings the total number of suspected dengue fever cases to 707 and one death since the beginning of 2023.
- During week 34-2023, the number of weekly suspected cases shows no change compared to previous week (Figure 11).
- Out of 707 reported cases, 377 (53.3%) were females and 692 (97.9%) were over 5 years of age.
- Since Jan 2023, a total of 202 samples have been collected, out of which 41 were confirmed (20.3% positivity).

Figure 11. Epidemiological curve of dengue fever cases in Afghanistan 01 Jan–26 Aug 2023 (N=707)

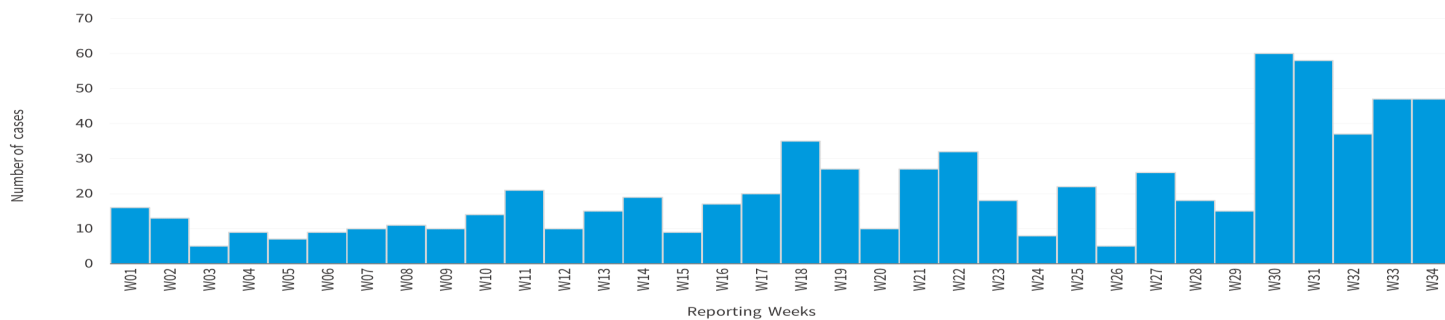
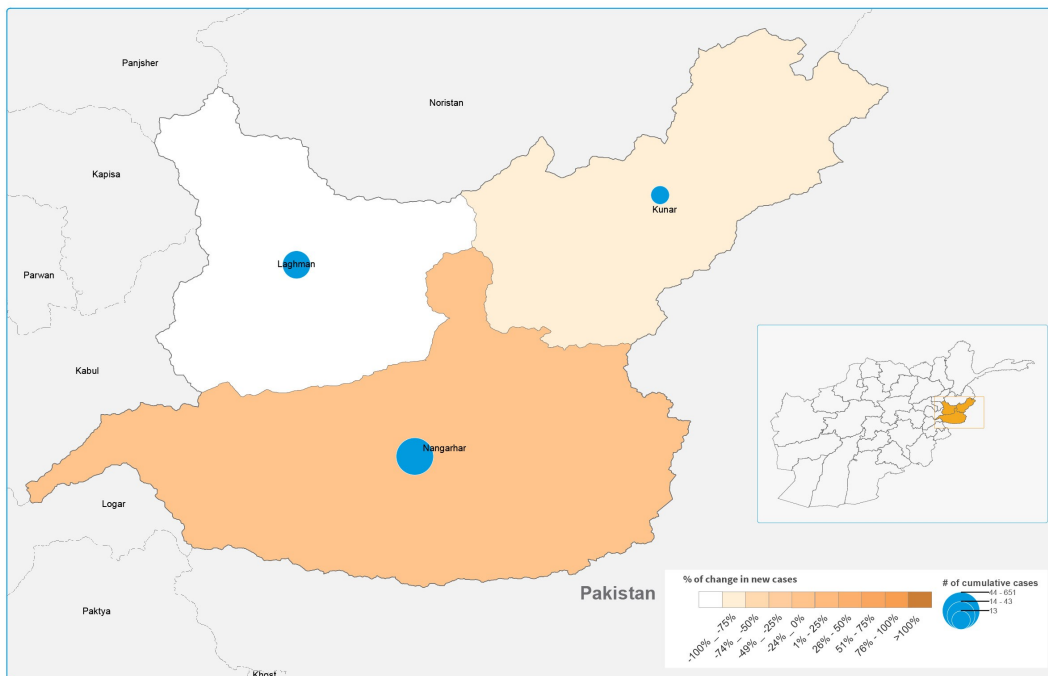


Figure 12. Hotspot areas of dengue fever cases and percent change of new cases in Afghanistan, Jan-Aug 2023



Geographical distribution of suspected dengue fever cases in Afghanistan and weekly percent of changes (between weeks 33 and 34, 2023)



The boundaries and names shown and the designations used on this map do not imply the expression of any opinion whatsoever on the part of the World Health Organization (WHO) concerning the legal status of any country, territory, city or area or of its authorities, or concerning the delimitation of its frontiers or boundaries, the lines on map represent approximate border lines for which there may not yet be full agreement. Sources: MoPH, WHO, AGCHD. Creation date: 26 Aug 2023.

Response to the Dengue fever outbreak

- During week 34-2023, 2 Dengue PCR kits were delivered to Nangarhar RRL. This brings the total number of PCR kits delivered to Nangarhar RRL to 10 since beginning of Jan 2023.
- Case management guideline for dengue fever has been revised and a one-day workshop was also held with the

participation of representatives from specialty hospitals for treating the cases according to standard guideline.

- Since the beginning of 2023, a total of 320 HCWs have been trained on dengue case management in the East region.

Malaria highlights:

During week 34-2023, 5 outbreaks of malaria cases were reported from 3 provinces; Badakhshan (2), Kapisa (2) and Kandahar (2). All the cases have been managed by outbreak investigation teams and choice medicine and proper health education have been provided. The total number of cases are 131 reported from below districts (Figure 14):

• Badakhshan Province

- ◊ Khairabad village of Fayzabad district reported 4 confirmed Malaria mix cases (PV+PF); three of them were females (75%) while all were over 5 years of age. Date of onset was between 17 – 19 August 2023 and investigation was done on 21 Aug 2023. All the patients have been hospitalized.
- ◊ Dah-e-naw village of Shar-e-buzurg district reported 38 suspected malaria cases; among which 27 were microscopic confirmed as malaria PV cases. Of all the confirmed cases, 11 (40.7%) were females while 7 (25.9%) were under 5 years of age. Date of onset was between 11-20 August 2023 and investigation was done on 22 Aug 2023.

• Kapisa Provinces

- ◇ Mohammad Bek Khill village of Kohistan-2 district reported 4 microscopic confirmed Malaria PV cases; two of them were females (50%) while all were over 5 years of age. Date of onset was between 15 – 20 August 2023 and investigation was done on 21 Aug 2023.
- ◇ Karam Khill village of Tagab district reported 2 microscopic confirmed Malaria PF cases; One of them were female (50%) while all were over 5 years of age. Date of onset was on 18 August 2023 and investigation was done on 20 Aug 2023.

• Kandahar Province

- ◇ Nine villages from Arghistan district reported a total of 94 microscopic confirmed Malaria PV cases; 46 of them were females (48.9%) while 12 (12.8%) were under 5 years of age. Date of onset was between 15 – 22 August 2023 and investigation was done on 22 Aug 2023.

Figure 13. Distribution of malaria outbreak confirmed cases in week 33 and 34 by province, 19 Jul–22 Aug 2023

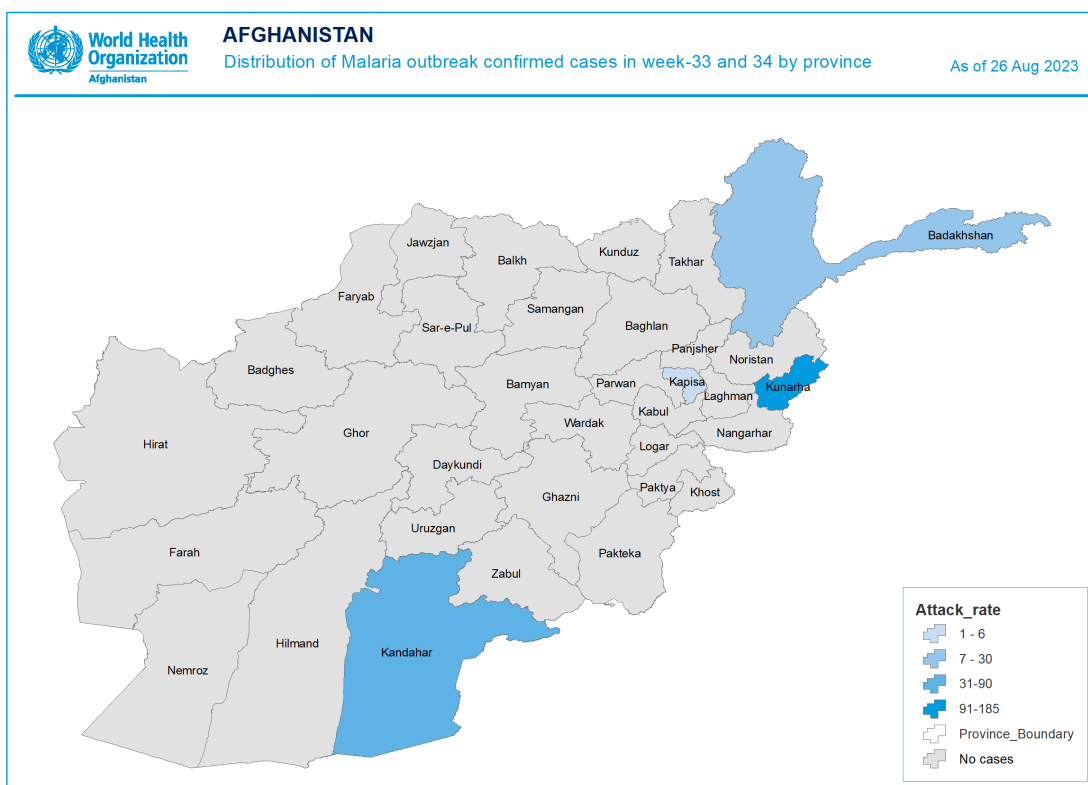
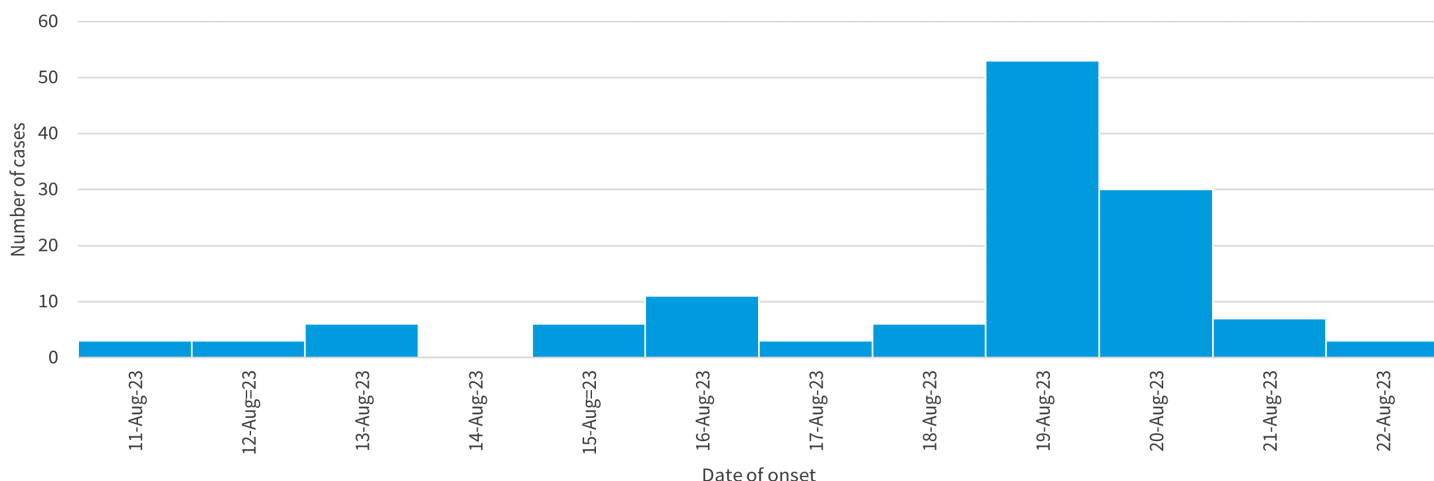


Figure 14. Epidemiological curve of confirmed malaria cases by date of onset in 3 provinces during 11-22 Aug 2023 (N=131)

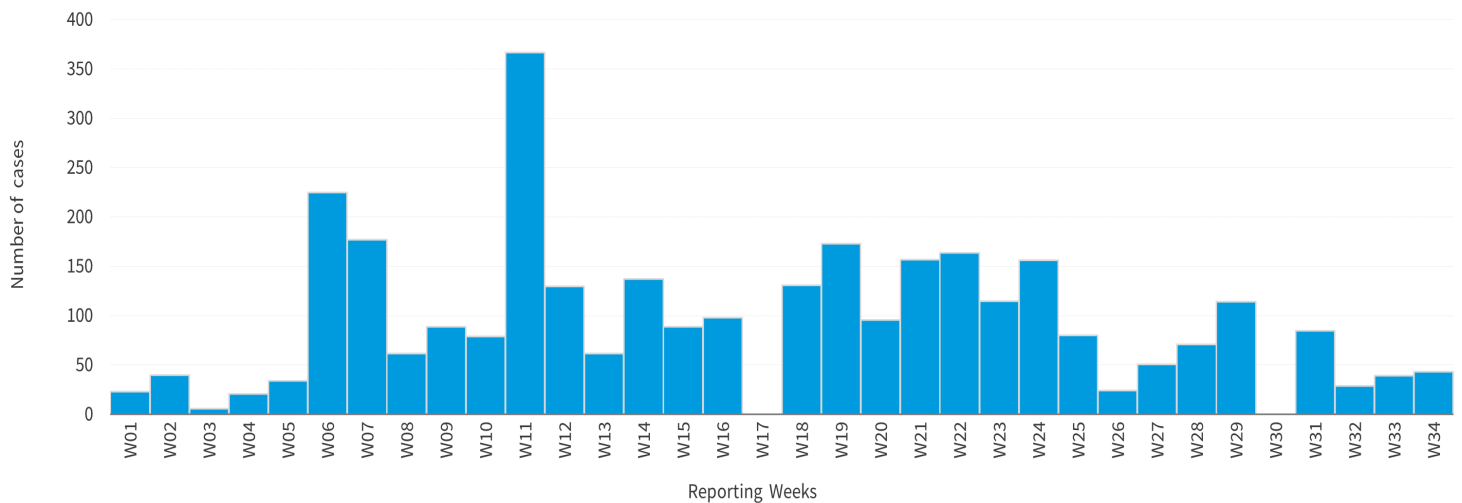




Chicken pox highlights:

- During weeks 34-2023, 43 suspected cases of chicken pox were reported from 3 provinces; Ghazni (10), Herat (14) and Zabul (19). The number of cases has increased by 10.3% compared to the last week.
- Commulatively; 3,167 suspected chickenpox cases with no death were reported from 34 provinces since the beginning of the 2023.
- The suspected cases of chicken pox were equally distributed among male and female while over 5 years of age were affected more than twice (69.4%) as much as children of under-5 years of age.
- Herat province has reported the highest number of suspected chickenpox cases 581 (18.3%) of total cases, while Baghlan province reported the least cases 8 (0.3%).
- The number of suspected cases of chicken pox in 2023 are higher compared to the last 7 years (2016-2022).
- The highest number of suspected chicken pox 300 (9.6%) were reported during epi week 11-2023 (Figure 15).
- Communication and sharing of the information with the concerned departments for outbreak response.

Figure 15. Epidemiological curve of suspected chicken pox cases in Afghanistan 1 Jan–26 Aug 2023 (N=3,167)



Note: MOPH is the source of epidemiological data

Contact us for further information:

- Dr. Alaa AbouZeid, MD, MPH, MSc, PhD: Health Emergencies Team Lead, WHO-CO, (abouzeida@who.int)
- Dr. Mohamed Tahoun, MD, MPH, PhD : Head of Infectious Hazard Preparedness, WHO-CO, (tahounm@who.int)
- Dr. Mohammad Omar Mashal, MD, PhD: National Surveillance Officer WHO-CO, (mmashal@who.int)
- Mr. Hafizullah Safi, BSF, MBA, MPH: Data Management Officer, WHO-CO, (safih@who.int)
- Mr. Abdul Wahid Amiri: Surveillance Data Analyst, WHO-CO, (amiria@who.int)