

# COVID-19 Epidemiological Bulletin, Afghanistan



World Health Organization

Epidemiological Week 3 (16 – 22 Jan 2022)

## Highlights of the week

As of week 03,2022, **505,390** samples have been tested for COVID-19 through the public confirmatory laboratories in the country.

In week 03, a total of **4,026** samples were tested in public labs, of which **911** samples tested positive for COVID-19 (percent positivity **22.6**) and **14** new deaths were reported. This represents a **171%** increase in cases and **133%** increase in deaths compared to week 02, 2022 (**Table 1**). Cumulatively, **159,649** confirmed cases (overall percent positivity **31.5**) of COVID-19 with **7,393** associated deaths (**Case Fatality Ratio = 4.6%**) have been reported in Afghanistan since Feb 2020.

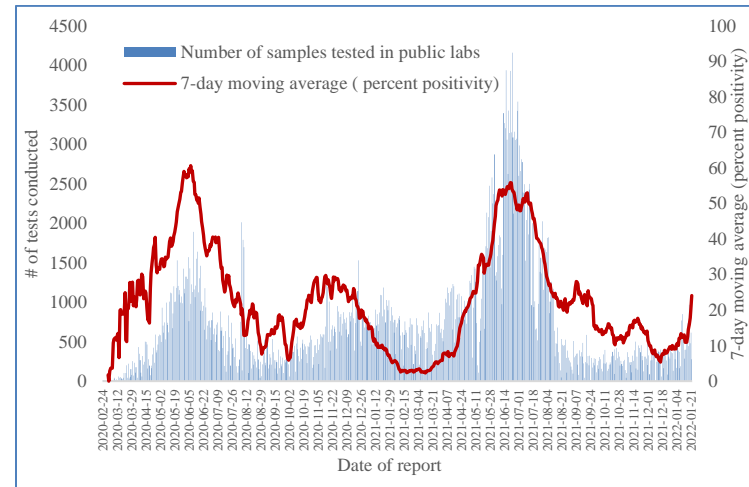
As of now 91.6 % cases have been recovered.

Now we are in process of sending samples for further genomic studies and building the in-country capacities for genome sequencing.

cases and **291** cases, respectively) (**Table 2**). The top five provinces that reported positive cases included Kabul (**301** cases), Nangarhar (**265** cases), Kandahar (**75** cases), Wardak (**65** cases), and Kapisa (**41** cases).

Overall, Afghanistan has reported **4,710** confirmed cases and **96** associated deaths among healthcare workers (HCWs) since 2020. To date, Herat, Kabul, Nangarhar, Balkh and Kunar reported the highest number of positive cases among HCWs.

**Figure 1: Number of PCR tests conducted and 7-day moving average of percent positivity in Afghanistan, as of 22 Jan 2022**



**Table 1: Afghanistan's COVID-19 epidemiological overview, as of week 3, 2022 (16-22 Jan 2022)**

Indicator	New number in week 03	% of change compared to week 02	Cumulative number
# of COVID-19 samples tested in public labs	4,026	18%	505,390
# of COVID-19 lab confirmed cases (Public Labs )	911	171%	159,649
# of COVID-19 associated death	14	133%	7,393 (CFR=4.6)

**Table 2: COVID-19 cases by region in Afghanistan, as of week 3, 2022 (16-22 Jan 2022)**

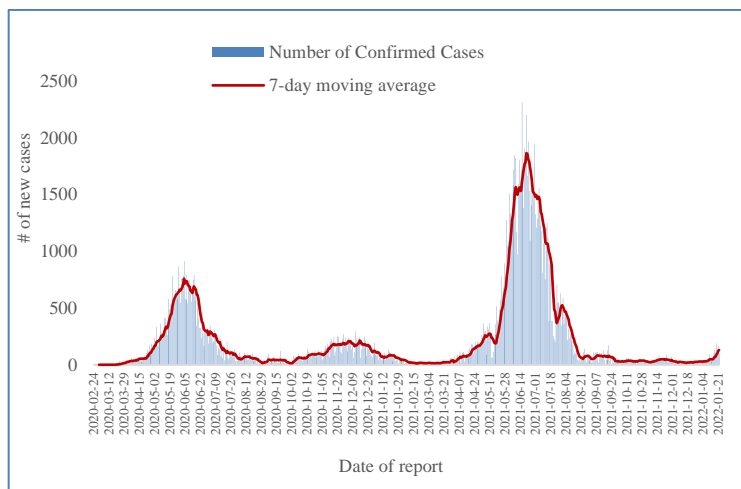
Region	Epi-curve	# of new cases in week 03 (%)	% of change compared to week 02	Cumulative number (%)
Central East		371 (41 %)	177%	44,820 (28.1%)
Central West		75 (8%)	200%	13,244 (8.3%)
East		291 (32%)	NA	17,678 (11.1%)
North		12 (1%)	NA	13,728(8.6%)
North East		2 (0%)	-60%	17,294 (10.8%)
South		121 (13%)	11%	17,593(11%)
South East		0 (0%)	-100%	10,596(6.6%)
West		39 (4%)	200%	24,696 (15.5%)
National		911 (100%)	171%	159,649 (100%)

In week 3, 2022, the highest numbers of COVID-19 cases were reported in the Central East and East regions (**371**

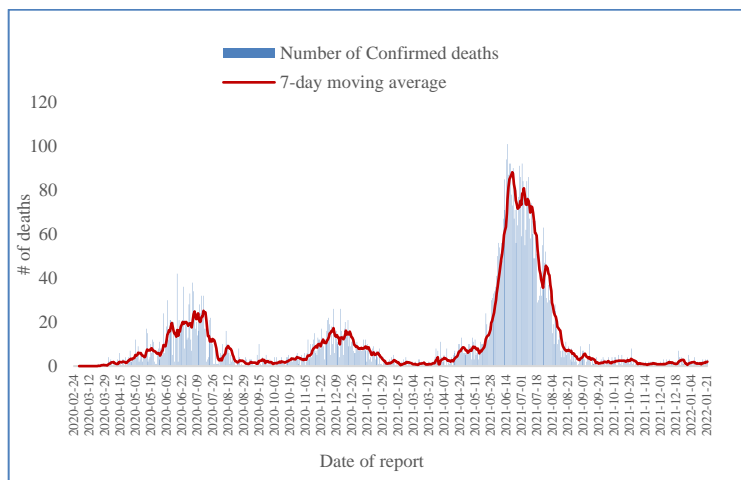
**Table 3: COVID-19 Epi-curve for the last 8 weeks (28 Nov 2021 – 22 Jan 2022) by region in Afghanistan, as of week 3, 2022**

Region	Epi-curve	Cumulative cases %
Central East		29.9
Central West		7.8
East		17.5
North		0.9
North East		1.1
South		31.5
South East		1.4
West		9.7
National		2,371 (100%)

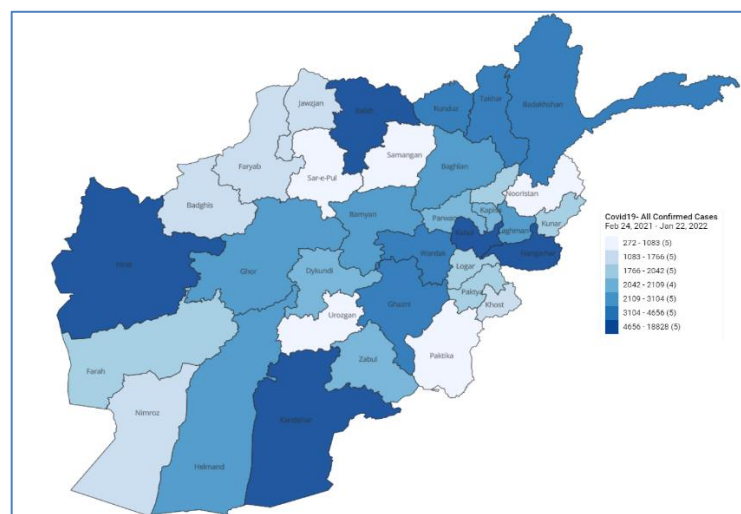
**Figure 2: Epidemiological curve of COVID-19 cases in Afghanistan, as of 22 Jan 2022**



**Figure 3: Epidemiological curve of COVID-19 associated deaths in Afghanistan, as of 22 Jan 2022**

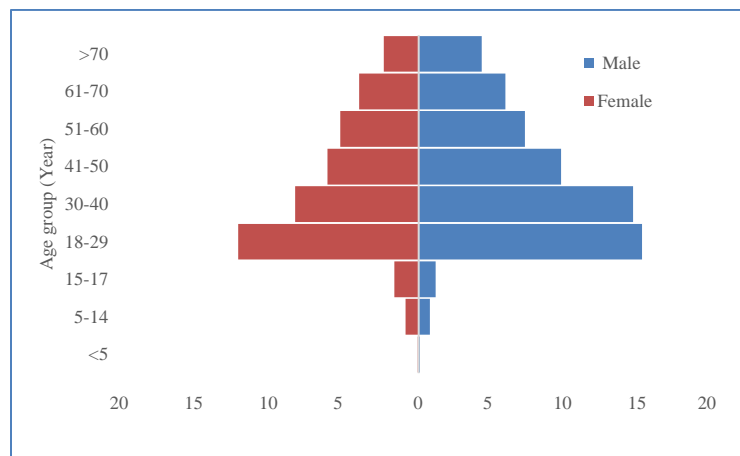


**Figure 4: Geographic distribution of COVID-19 confirmed cases in Afghanistan, as of 22 Jan 2022**



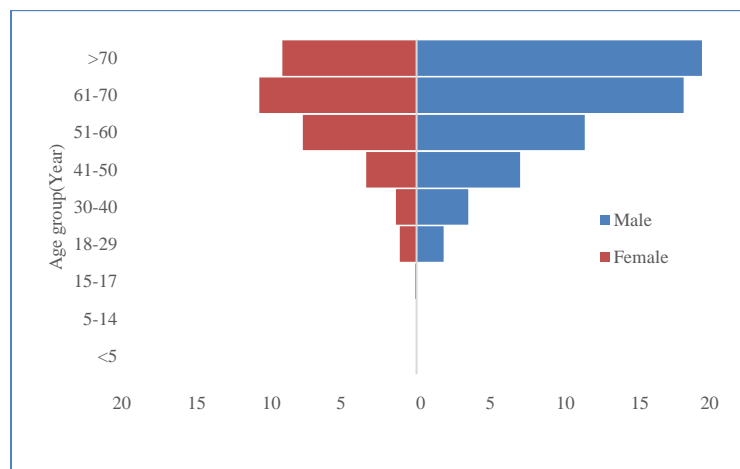
Of the confirmed COVID-19 cases, **58%** have been reported among males and **42%** among females. Majority of cases have been reported among those aged 18-40 years.

**Figure 5: Age & sex distribution percentage of COVID-19 cases in Afghanistan, 24 Feb 2020 to 22 Jan 2022**

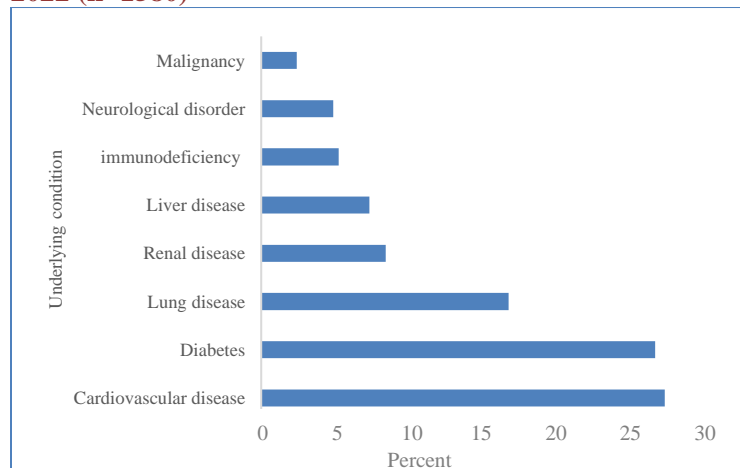


Of the COVID-19 associated deaths, **65%** were reported among males and **35%** among females. The trend indicates that deaths increased by age group, with most reported deaths were among those aged over 70 years.

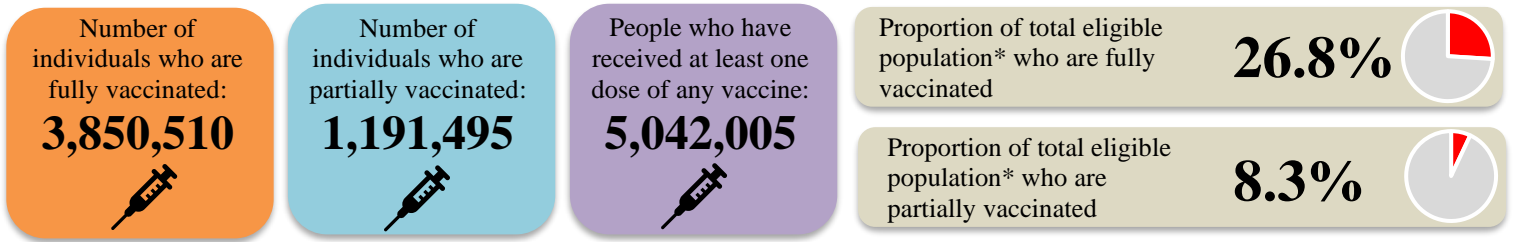
**Figure 6: Age & sex distribution percentage of COVID-19 associated deaths in Afghanistan, 24 Feb 2020 to 22 Jan 2022**



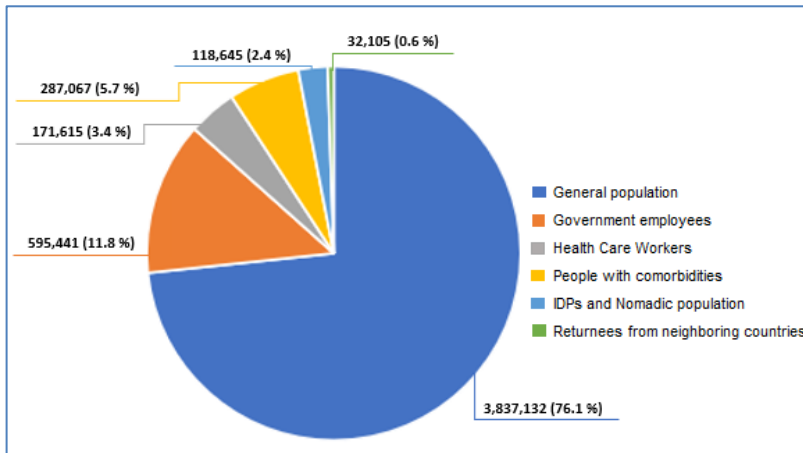
**Figure 7: Proportion of underlying conditions among COVID-19 associated deaths in Afghanistan, as of 22 Jan 2022 (n=1580)**



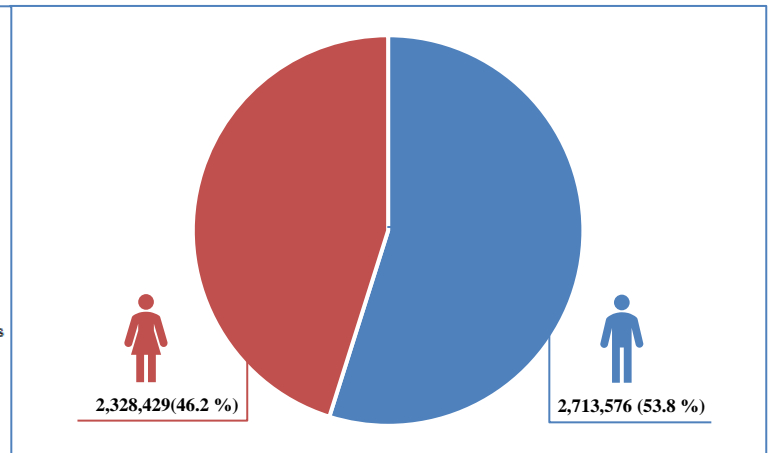
# COVID-19 Vaccination highlights



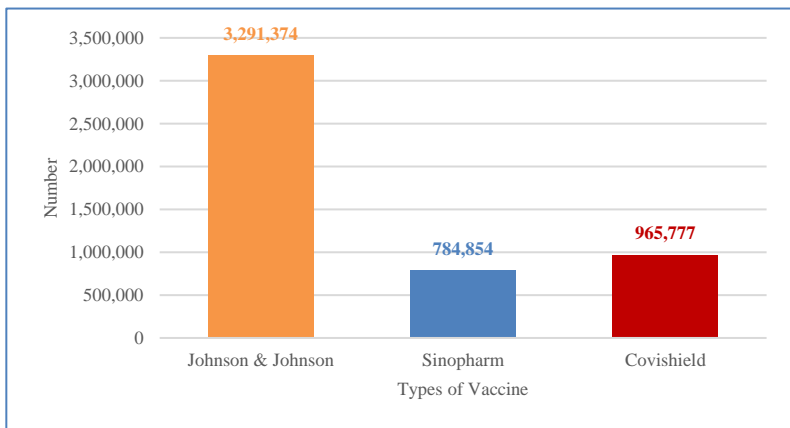
**Figure 8: Distribution of individuals who received at least one dose by target group in Afghanistan, as of 22 Jan 2022**



**Figure 9: Vaccinated individuals by gender, as of 22 Jan 2022**



**Figure 10: Vaccination doses administered by vaccine type, as of 22 Jan 2022**



\*. Total eligible population = The number of over 18 population (14,379,450) who are eligible to get COVID-19 vaccine.

Total population: 32,890,171 (Ref: NSIA Afghanistan)

Data source: DHIS2-MoPH-Afghanistan

Public dashboard: <http://covid.moph-dw.org/#/>

Contacts for further information: Hafizullah Safi: IHP, WHO-CO, (safih@who.int)