

## Highlights of the week

As of week 45, **779,728** samples have been tested for COVID-19 by both public and private laboratories. Of this number, **479,008 (61.4%)** samples were tested through public confirmatory laboratories.










In week 45, a total of 1,792 samples tested in public labs, of which **257** samples tested positive for COVID-19 (percent positivity **14.3**) and **6** new deaths were reported. This is a **60%** increase in cases and **14%** decrease in deaths compared to week 44 (**Table 1**).

Cumulatively, **156,552** confirmed cases (overall percent positivity **32.6**) of COVID-19 with **7,293** associated deaths (**CFR=4.6%**) have been reported in Afghanistan since Feb 2020.

**Table 1: Afghanistan's COVID-19 epidemiological overview, as of week 45**

Indicator	New number in week 45	% of change compared to week 44	Cumulative number
# of COVID-19 samples tested in both public & private labs	3,370	22%	779,728
# of COVID-19 samples tested in public labs	1,792	47%	479,008
# of COVID-19 lab confirmed cases (Public Labs )	257	60%	156,552
# Recovered/discharged	254	4%	129,206 (82.5%)
# of COVID-19 associated death	6	-14%	7,293 (CFR=4.6)

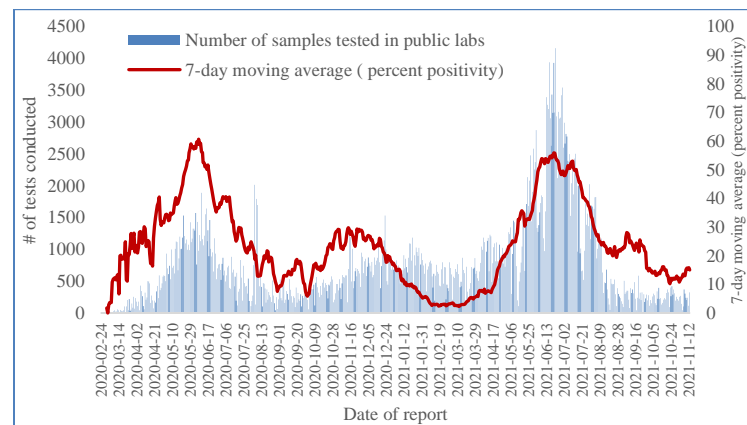
**Table 2: COVID-19 cases by region, as of week 45**

Region	Epi-curve	# of new cases in week 45 (%)	% of change compared to week 44	Cumulative number (%)
Central East		15 (6%)	650%	44,058 (28.1%)
Central West		10 (4%)	-29%	13,021 (8.3%)
East		70 (27%)	71%	17,156 (11%)
North		1 (0%)	-95%	13,689 (8.7%)
North East		25 (10%)	4%	17,233 (11%)
South		103 (40%)	151%	16,622 (10.6%)
South East		10 (4%)	-29%	10,503 (6.7%)
West		23 (9%)	360%	24,270 (15.5%)
National		257 (100%)	60%	156,552 (100%)










In week 45, the highest number of COVID-19 cases were reported in the South and East (**103** cases and **70** cases, respectively) (**Table 2**). The top five provinces that reported positive cases include Kandahar (**75** cases), Nangarhar (**70** cases), Farah (**23** cases), Helmand (**16** cases), and Zabul (**12** cases).

Overall, Afghanistan has reported **4,698** confirmed cases and **96** associated deaths among healthcare workers (HCWs) since 2020. To date, Herat, Kabul, Nangarhar, Balkh and Kunar reported the highest number of positive cases among HCWs.

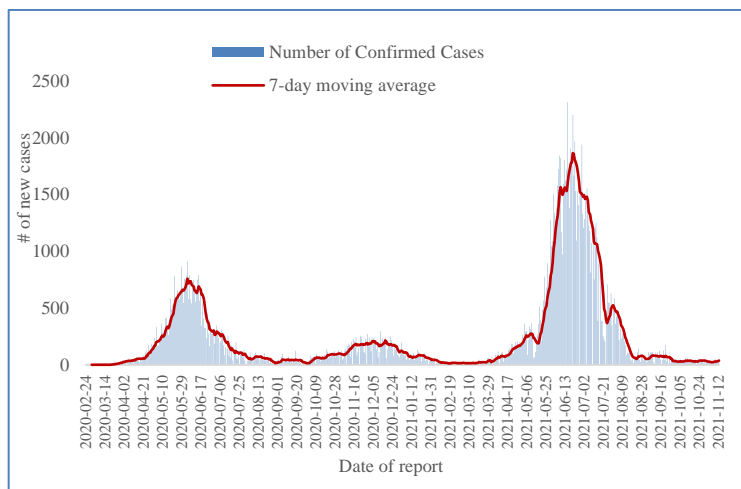
**Figure 1: Number of PCR tests conducted and 7-day moving average of percent positivity, as of 13 Nov 2021**



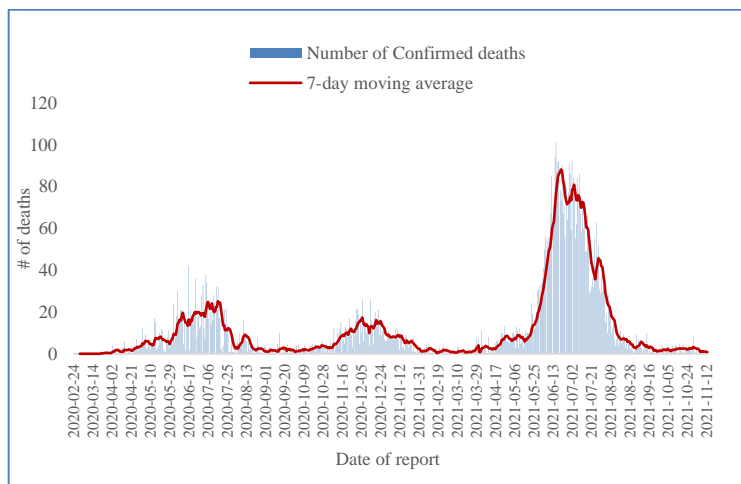
**Table 3: COVID-19 Epi-curve for the last 8 weeks by region, as of week 45**

Region	Epi-curve	Cumulative cases %
Central East		3.3
Central West		2.2
East		15.8
North		8.7
North East		16.6
South		33.5
South East		7.1
West		12.8
National		2,061(100%)

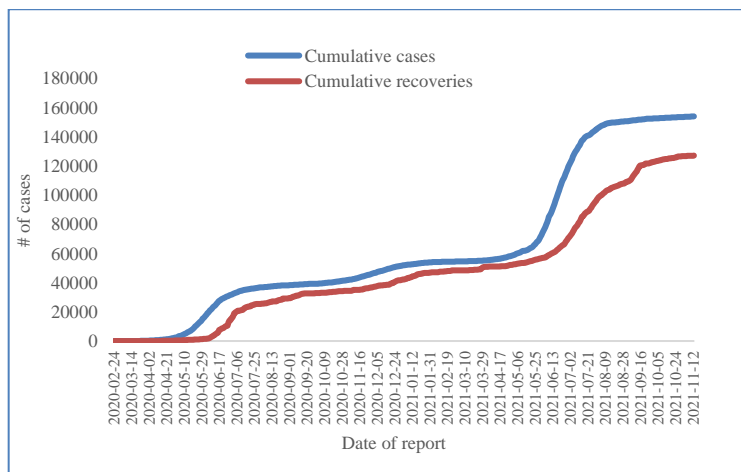
**Figure 2: Epidemiological curve of COVID-19 cases in Afghanistan, as of 13 Nov 2021**



**Figure 3: Epidemiological curve of COVID-19 associated deaths, as of 13 Nov 2021**

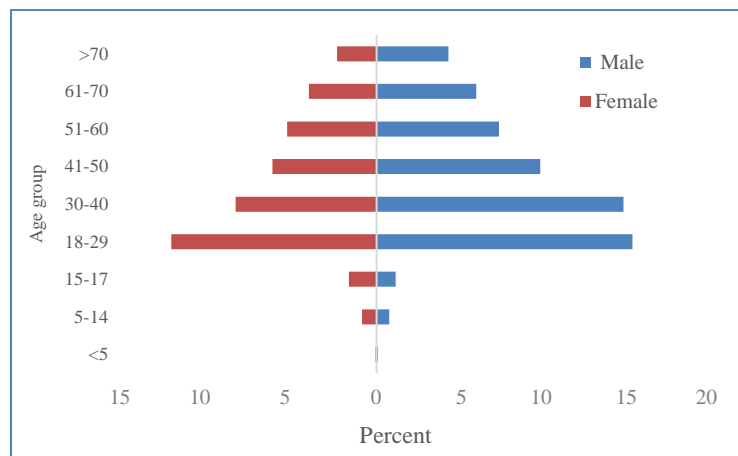


**Figure 4: Cumulative COVID-19 confirmed cases and recoveries, as of 13 Nov 2021**



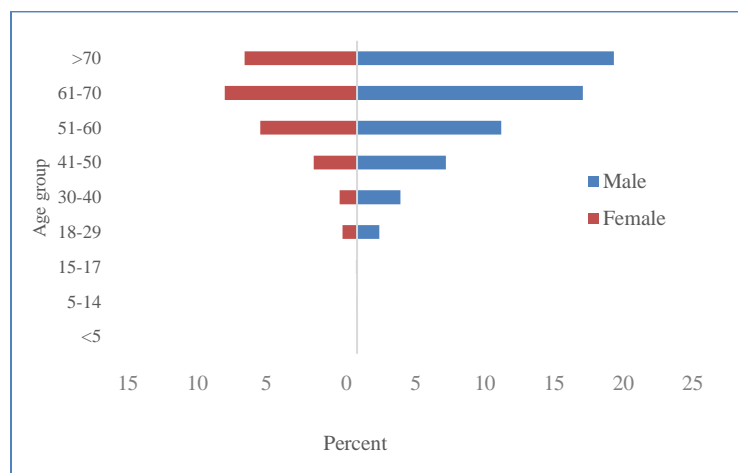
Of the confirmed COVID-19 cases, **58%** have been reported among males and **42%** among females. Majority of cases have been reported among those aged 18-40 years.

**Figure 5: Age distribution percentage of COVID-19 cases, 24 Feb 2020 to 13 Nov 2021**

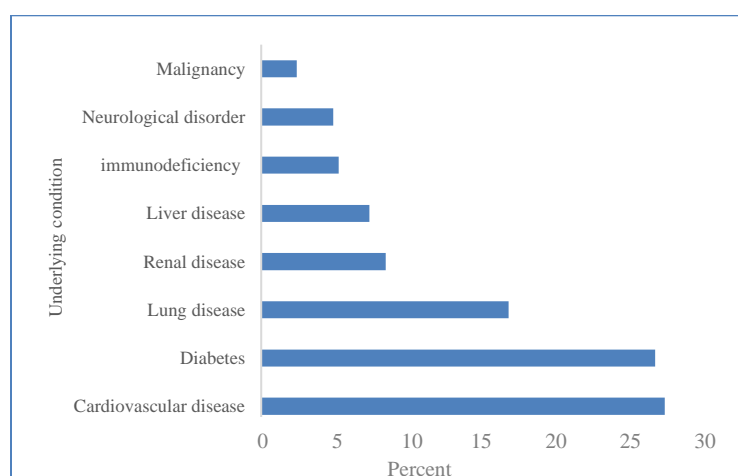


Of the COVID-19 associated deaths, **65%** were reported among males and **35%** among females. The trend indicates that deaths increased by age group, with most reported among Over 70 years old.

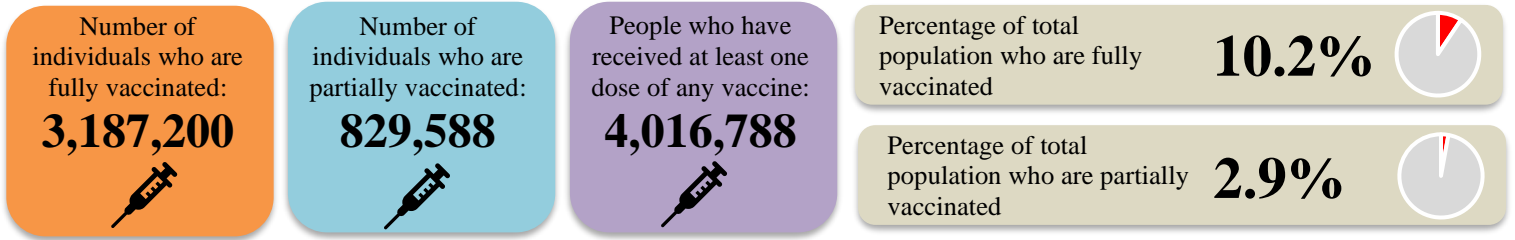
**Figure 6: Age distribution percentage of COVID-19 associated deaths, 24 Feb 2020 to 13 Nov 2021**



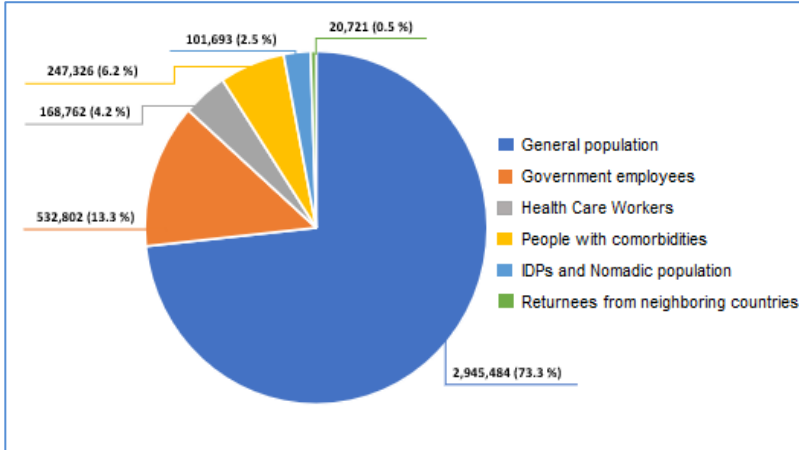
**Figure 7: Proportion underlying conditions among COVID-19 associated deaths, as of 13 Nov 2021**



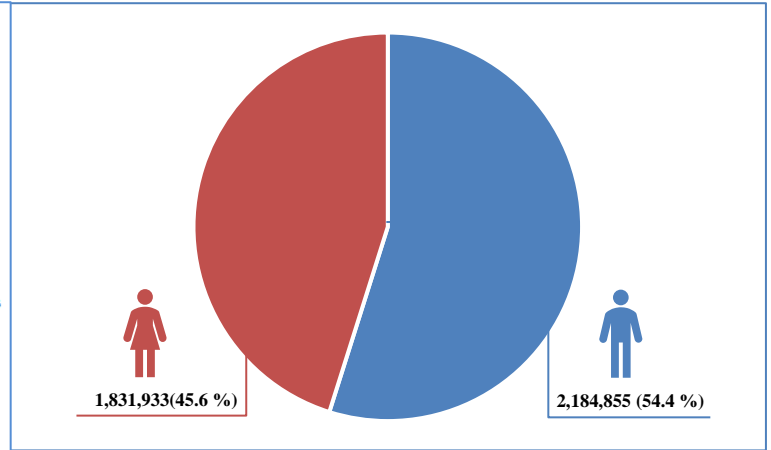
# COVID-19 Vaccination highlights



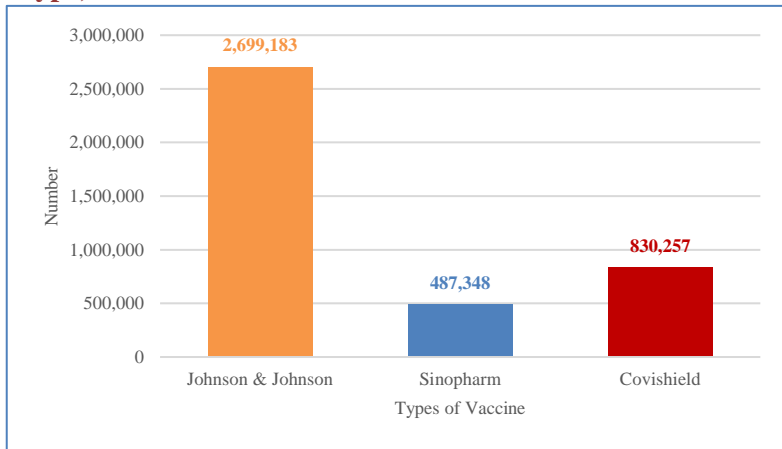
**Figure 8: Percentage of vaccinated individuals in target groups, as of 13 Nov 2021**



**Figure 9: Vaccinated individuals by gender, as of 13 Nov 2021**



**Figure 10: Vaccination doses administered by vaccine type, as of 13 Nov 2021**



Data source: DHIS2-MoPH-Afghanistan  
 Total population: 31,390,171 (Ref: <http://covid.moph-dw.org/#/> )  
 Public dashboard: <http://covid.moph-dw.org/#/>