



Highlights of the week

As of week 50, **811,195** samples have been tested for COVID-19 by both public and private laboratories. Of this number, **489,812 (60.3%)** samples were tested through public confirmatory laboratories.

In week 50, a total of **2,226** samples tested in public labs, of which **153** samples tested positive for COVID-19 (percent positivity **6.8**) and **7** new deaths were reported. This is an **8%** decrease in cases and **46%** decrease in deaths compared to week 49 (**Table 1**).

Cumulatively, **157,787** confirmed cases (overall percent positivity **32.2**) of COVID-19 with **7,335** associated deaths (**CFR=4.6%**) have been reported in Afghanistan since Feb 2020.

The country doesn't have the capacity to test for variants (Omicron) and discussion are in place to send the samples to WHO reference lab for further genomic studies.

Table 1: Afghanistan's COVID-19 epidemiological overview, as of week 50

Indicator	New number in week 50	% of change compared to week 49	Cumulative number
# of COVID-19 samples tested in both public & private labs	7,202	0%	811,195
# of COVID-19 samples tested in public labs	2,226	7%	489,812
# of COVID-19 lab confirmed cases (Public Labs)	153	-8%	157,787
# Recovered/discharged	4,031	NA	145,234 (92%)
# of COVID-19 associated death	7	-46%	7,335 (CFR=4.6)

Table 2: COVID-19 cases by region, as of week 50

Region	Epi-curve	# of new cases in week 50 (%)	% of change compared to week 49	Cumulative number (%)
Central East		27 (18%)	145%	44,157 (28%)
Central West		12 (8%)	-25%	13,108 (8.3%)
East		16 (10%)	300%	17,288 (11%)
North		0 (0%)	0%	13,712 (8.7%)
North East		3 (2%)	-40%	17,286 (11%)
South		88 (58%)	-6%	17,083 (10.8%)
South East		1 (1%)	NA	10,583 (6.7%)
West		6 (4%)	-65%	24,570 (15.6%)
National		153(100%)	-8%	157,787 (100%)

In week 50, the highest number of COVID-19 cases were reported in the South and Central East (**88 cases and 27 cases, respectively**) (**Table 2**). The top five provinces that reported positive cases include Helmand (**49 cases**), Kandahar (**37 cases**), Kapisa (**18 cases**), Nangarhar (**15 cases**), and Parwan (**10 cases**).

Overall, Afghanistan has reported **4,698** confirmed cases and **96** associated deaths among healthcare workers (HCWs) since 2020. To date, Herat, Kabul, Nangarhar, Balkh and Kunar reported the highest number of positive cases among HCWs.

Figure 1: Number of PCR tests conducted and 7-day moving average of percent positivity, as of 18 Dec 2021

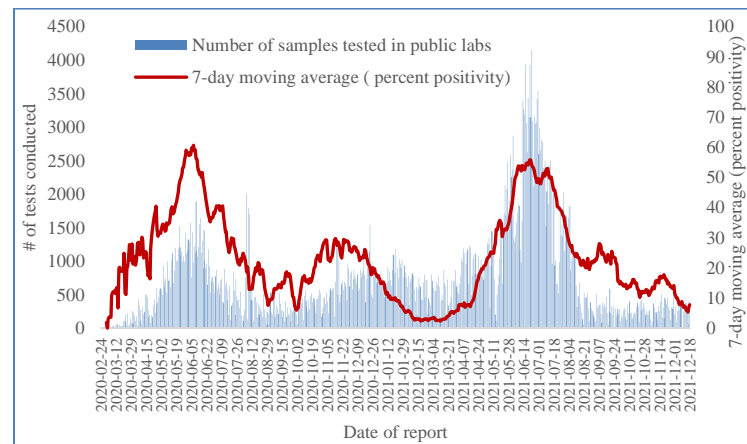


Table 3: COVID-19 Epi-curve for the last 8 weeks by region, as of week 50

Region	Epi-curve	Cumulative cases %
Central East		5.5
Central West		6.3
East		15.6
North		2.8
North East		7.8
South		36.7
South East		5.8
West		19.5
National		1,862(100%)

Figure 2: Epidemiological curve of COVID-19 cases in Afghanistan, as of 18 Dec 2021

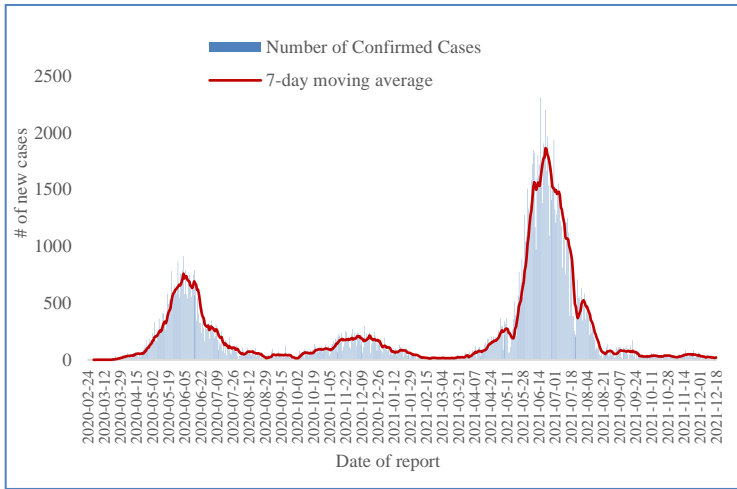


Figure 3: Epidemiological curve of COVID-19 associated deaths, as of 18 Dec 2021

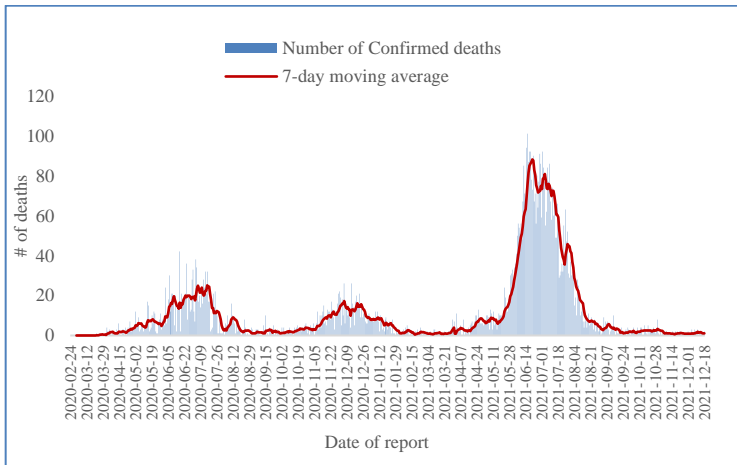
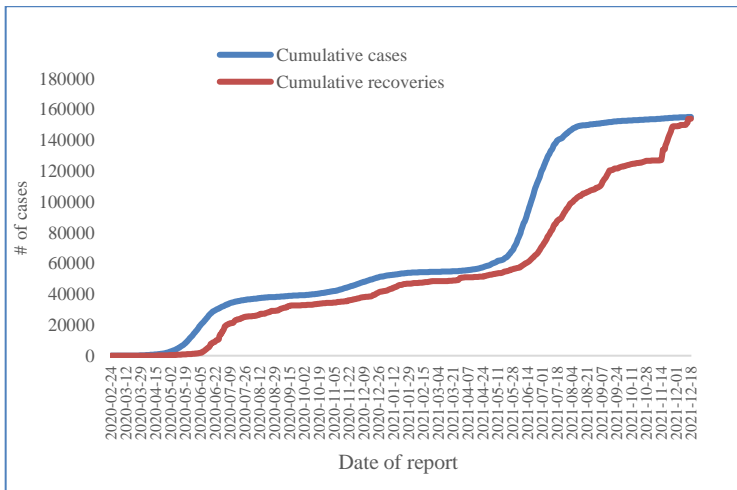
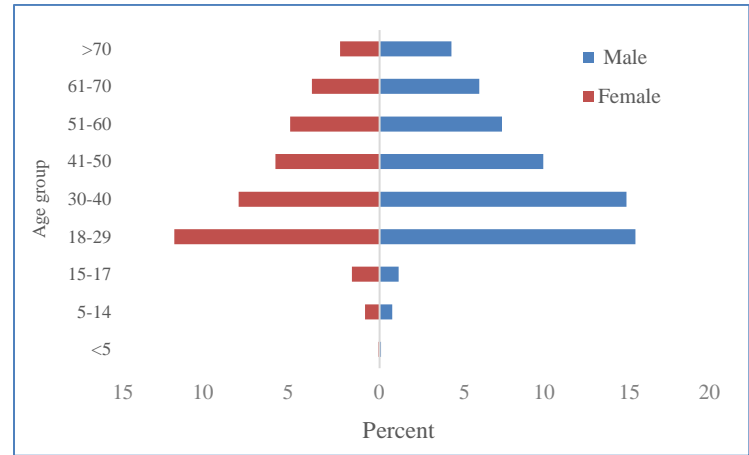


Figure 4: Cumulative COVID-19 confirmed cases and recoveries, as of 18 Dec 2021



Of the confirmed COVID-19 cases, **58%** have been reported among males and **42%** among females. Majority of cases have been reported among those aged 18-40 years.

Figure 5: Age distribution percentage of COVID-19 cases, 24 Feb 2020 to 18 Dec 2021



Of the COVID-19 associated deaths, **65%** were reported among males and **35%** among females. The trend indicates that deaths increased by age group, with most reported among Over 70 years old.

Figure 6: Age distribution percentage of COVID-19 associated deaths, 24 Feb 2020 to 18 Dec 2021

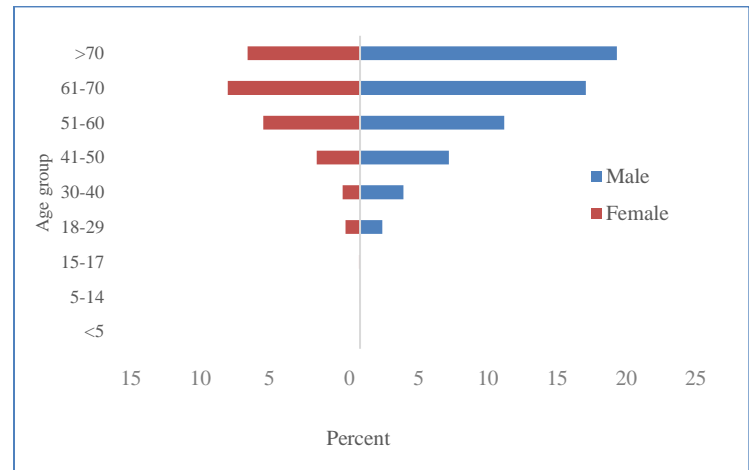
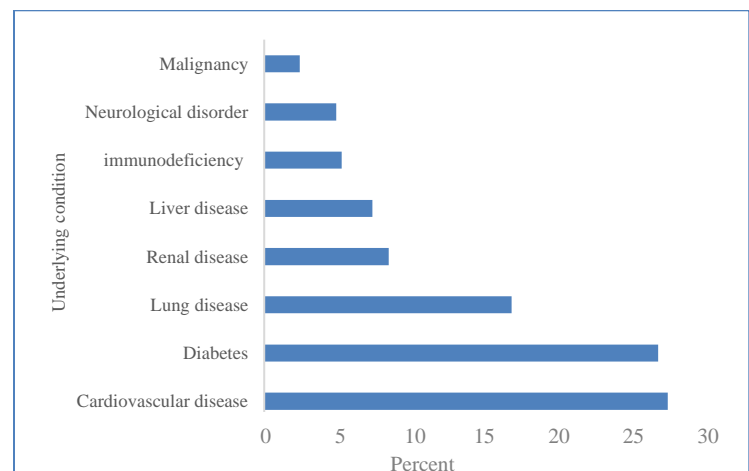


Figure 7: Proportion underlying conditions among COVID-19 associated deaths, as of 18 Dec 2021



COVID-19 Vaccination highlights



Figure 8: Percentage of vaccinated individuals in target groups, as of 18 Dec 2021

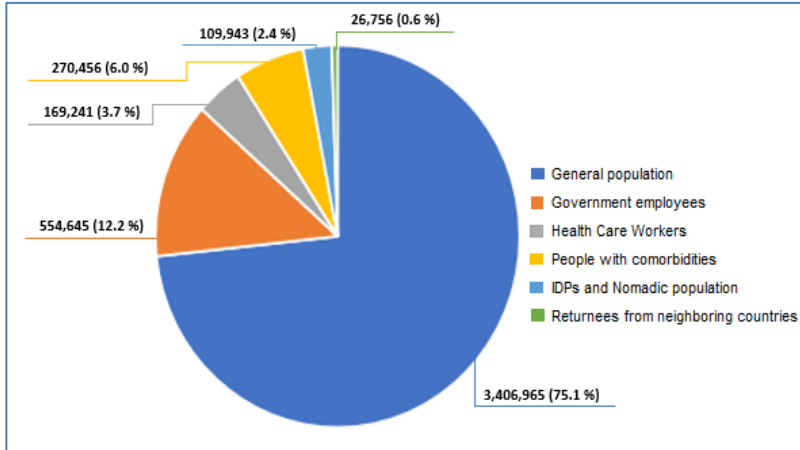


Figure 9: Vaccinated individuals by gender, as of 18 Dec 2021

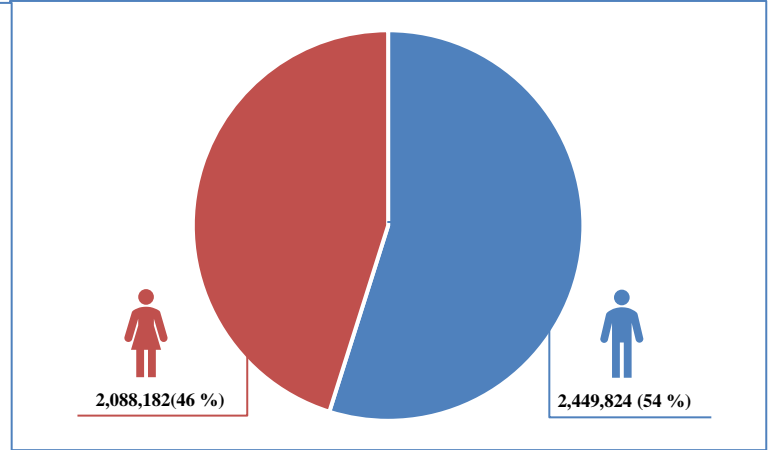
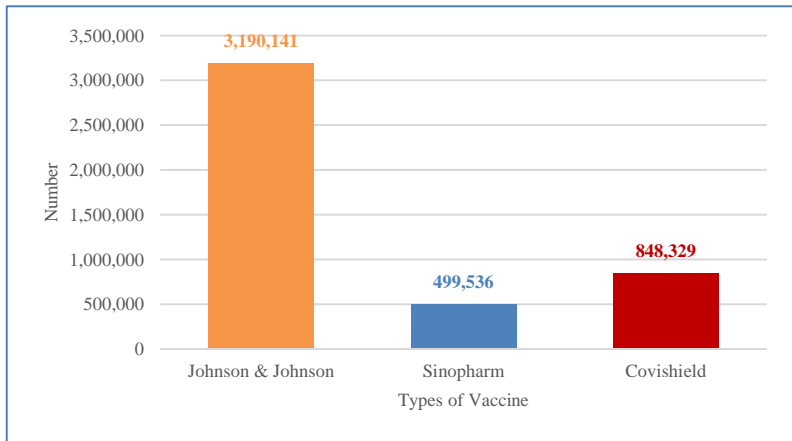


Figure 10: Vaccination doses administered by vaccine type, as of 18 Dec 2021



Data source: DHIS2-MoPH-Afghanistan
 Total population: 31,390,171 (Ref: <http://covid.moph-dw.org/#/>)
 Public dashboard: <http://covid.moph-dw.org/#/>