

COVID-19 Epidemiological Bulletin, Afghanistan



World Health Organization

Epidemiological Week 52 (26 Dec 2021 to 01 Jan 2022)

Highlights of the week

As of week 52, **823,386** samples have been tested for COVID-19 by both public and private laboratories. Of this number, **494,018 (60.0%)** samples were tested through public confirmatory laboratories.

In week 52, a total of **2,304** samples tested in public labs, of which **205** samples tested positive for COVID-19 (percent positivity **8.8**) and **7** new deaths were reported. This is **25%** reported increase in cases but **63%** decrease in deaths compared to week 51 (**Table 1**).

Cumulatively, **158,156** confirmed cases (overall percent positivity **32.0**) of COVID-19 with **7,361** associated deaths (**CFR=4.6%**) have been reported in Afghanistan since Feb 2020.

The country doesn't have the capacity to test for variants (Omicron) and discussion are in place to send the samples to WHO reference lab for further genomic studies.

Table 1: Afghanistan's COVID-19 epidemiological overview, as of week 52

Indicator	New number in week 52	% of change compared to week 51	Cumulative number
# of COVID-19 samples tested in both public & private labs	6,054	-1%	823,386
# of COVID-19 samples tested in public labs	2,304	21%	494,018
# of COVID-19 lab confirmed cases (Public Labs)	205	25%	158,156
# Recovered/discharged	201	NA	145,675 (92.1%)
# of COVID-19 associated death	7	-63%	7,361 (CFR=4.6)

Table 2: COVID-19 cases by region, as of week 52

Region	Epi-curve	# of new cases in week 52 (%)	% of change compared to week 51	Cumulative number (%)
Central East		25 (12 %)	-29%	44,217 (28%)
Central West		26 (13%)	767%	13,137 (8.3%)
East		23 (11%)	109%	17,322 (11%)
North		0 (0%)	-100%	13,713 (8.7%)
North East		1 (0%)	NA	17,287 (10.9%)
South		114 (56%)	41%	17,278 (10.9%)
South East		0 (0%)	-100%	10,587 (6.7%)
West		16 (8%)	-45%	24,615 (15.6%)
National		205 (100%)	25%	158,156 (100%)

In week 52, the highest number of COVID-19 cases were reported in the South and Central West (**114 cases and 26 cases, respectively**) (**Table 2**). The top five provinces that reported positive cases include Kandahar (**63 cases**), Helmand (**45 cases**), Parwan (**24 cases**), Herat (**16 cases**), and Laghman (**14 cases**).

Overall, Afghanistan has reported **4,702** confirmed cases and **96** associated deaths among healthcare workers (HCWs) since 2020. To date, Herat, Kabul, Nangarhar, Balkh and Kunar reported the highest number of positive cases among HCWs.

Figure 1: Number of PCR tests conducted and 7-day moving average of percent positivity, as of 01 Jan 2022

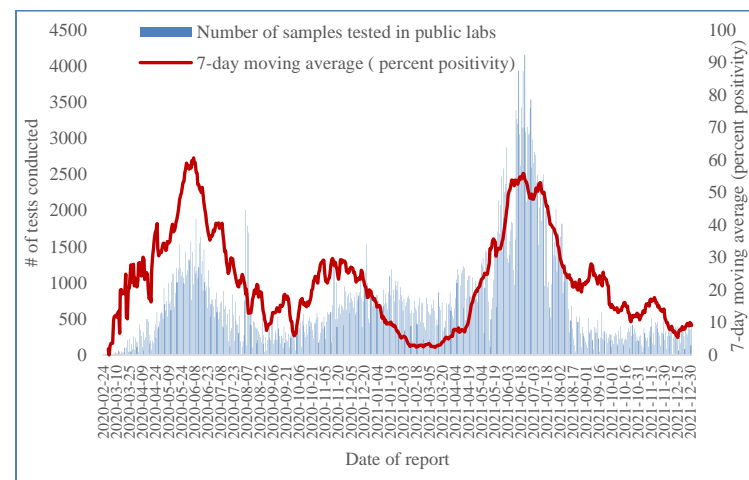


Table 3: COVID-19 Epi-curve for the last 8 weeks by region, as of week 52

Region	Epi-curve	Cumulative cases %
Central East		8.7
Central West		6.9
East		13.1
North		1.3
North East		4.4
South		40.1
South East		5.2
West		20.4
National		1,805 (100%)

Figure 2: Epidemiological curve of COVID-19 cases in Afghanistan, as of 01 Jan 2022

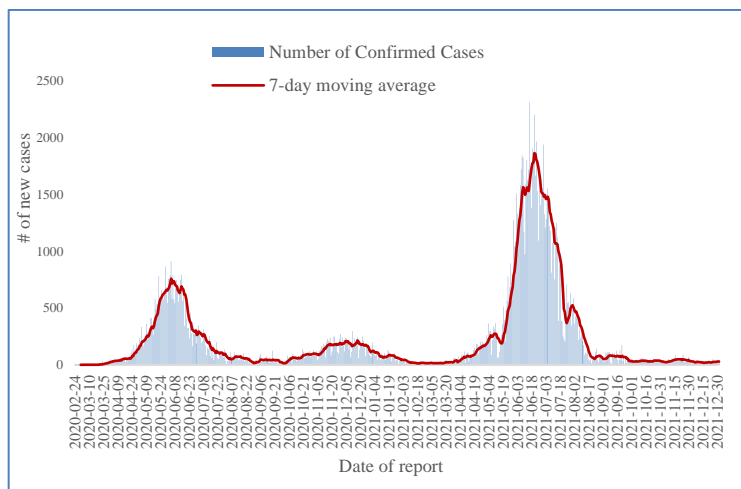


Figure 3: Epidemiological curve of COVID-19 associated deaths, as of 01 Jan 2022

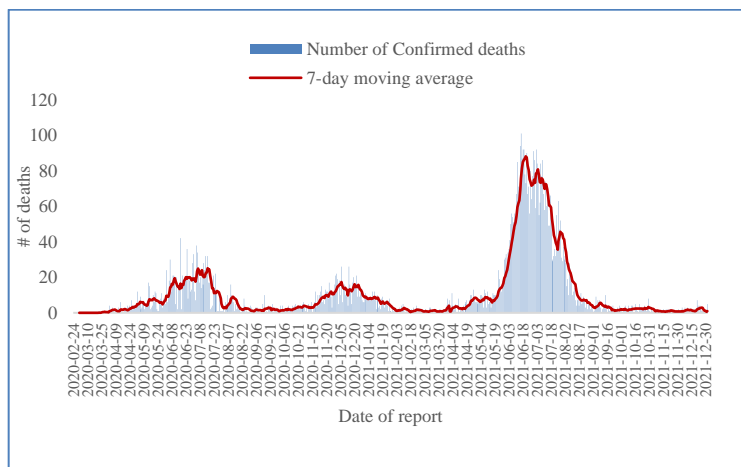
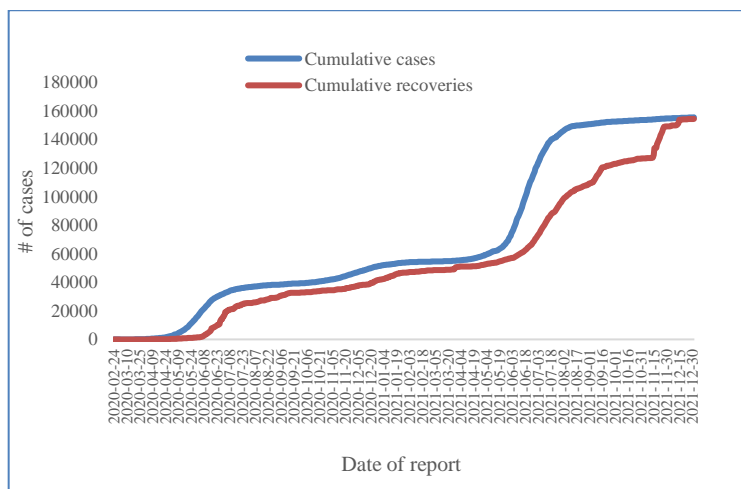
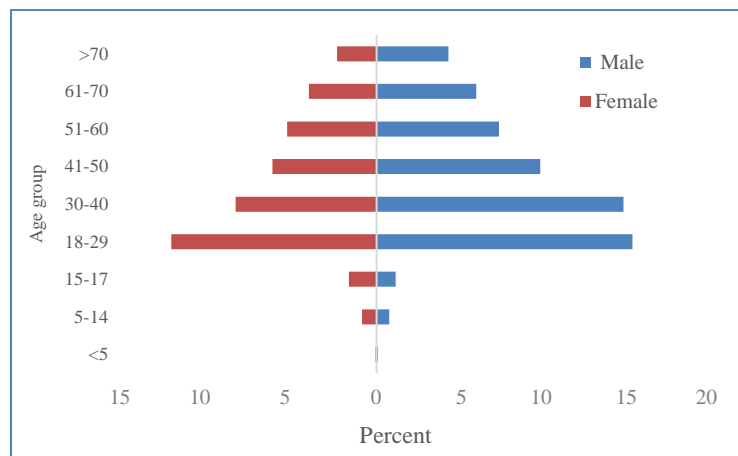


Figure 4: Cumulative COVID-19 confirmed cases and recoveries, as of 25 Dec 2021



Of the confirmed COVID-19 cases, **59%** have been reported among males and **41%** among females. Majority of cases have been reported among those aged 18-40 years.

Figure 5: Age distribution percentage of COVID-19 cases, 24 Feb 2020 to 01 Jan 2022



Of the COVID-19 associated deaths, **65%** were reported among males and **35%** among females. The trend indicates that deaths increased by age group, with most reported among Over 70 years old.

Figure 6: Age distribution percentage of COVID-19 associated deaths, 24 Feb 2020 to 01 Jan 2022

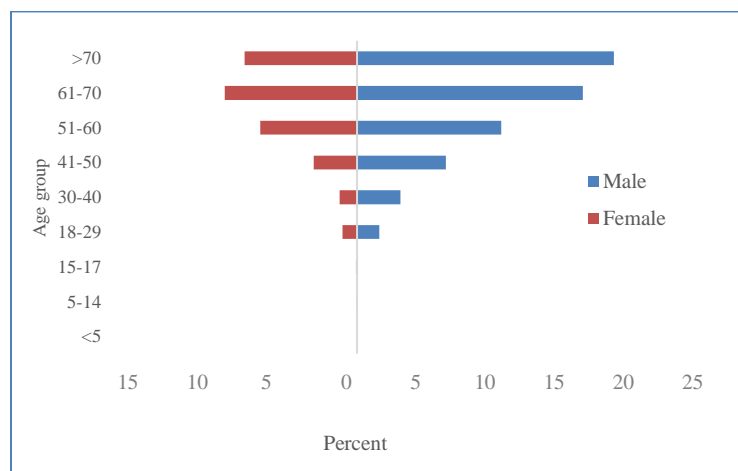
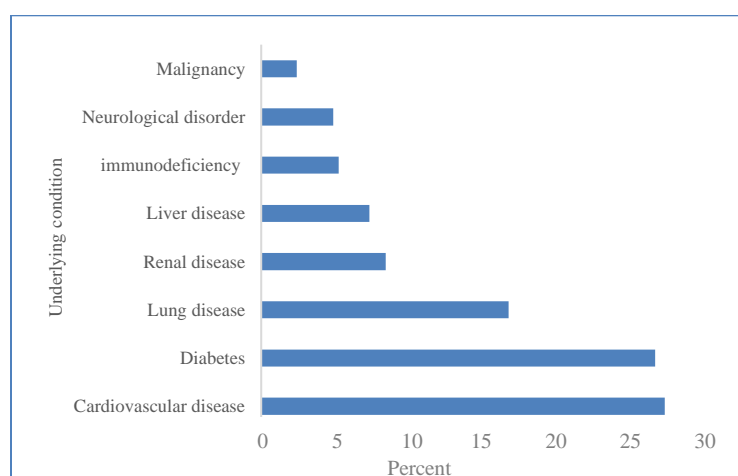


Figure 7: Proportion underlying conditions among COVID-19 associated deaths, as of 01 Jan 2022



COVID-19 Vaccination highlights

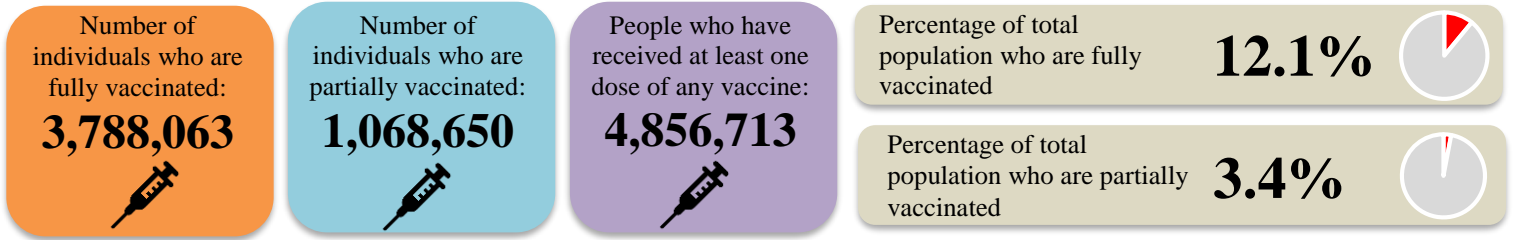


Figure 8: Percentage of vaccinated individuals in target groups, as of 01 Jan 2022

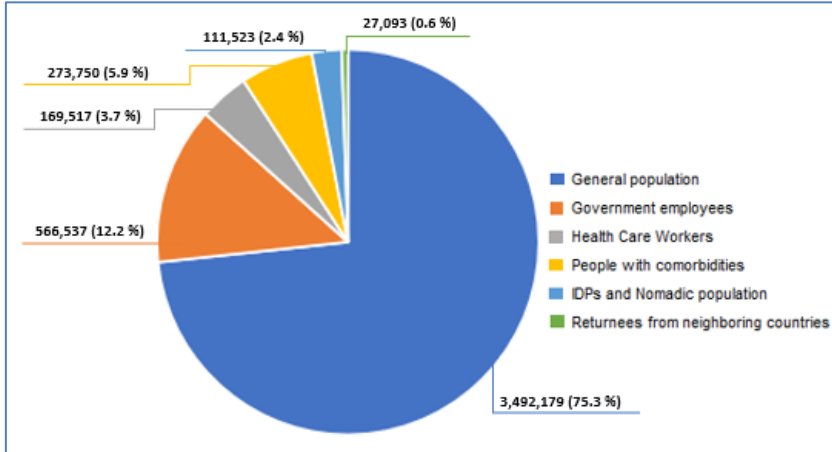


Figure 9: Vaccinated individuals by gender, as of 01 Jan 2022

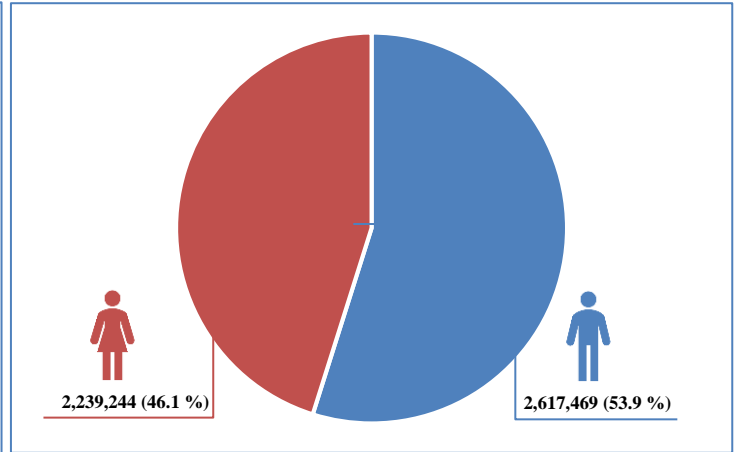
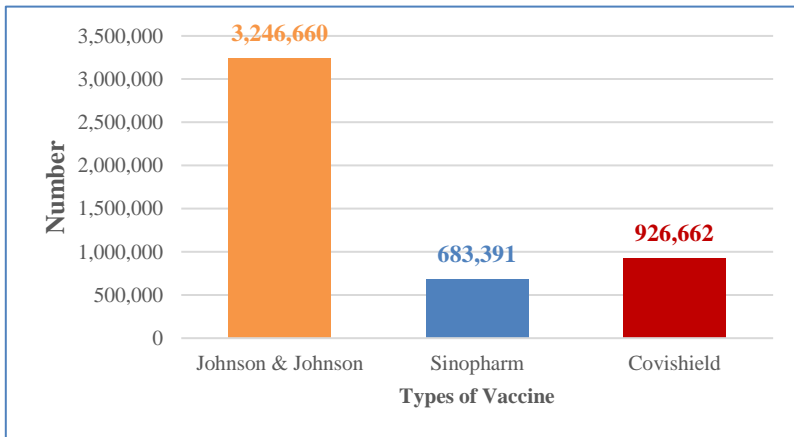


Figure 10: Vaccination doses administered by vaccine type, as of 01 Jan 2022



Data source: DHIS2-MoPH-Afghanistan
 Total population: 31,390,171 (Ref: <http://covid.moph-dw.org/#/>)
 Public dashboard: <http://covid.moph-dw.org/#/>