



### Highlights of the week

As of week 23, of 2021, a total of **528,037** samples have been tested for COVID-19 through both public and private laboratories. Of this, **323,070** samples have been tested only through public COVID-19 confirmatory laboratories.

Cumulatively, **91,458** cases of COVID-19 have been confirmed and **3,612** associated deaths (**CFR=3.9%**) have been reported in Afghanistan since Feb 2020. In week 23, some **10,625** new cases of COVID-19 and **382** new deaths were reported. This is a **16%** increase in cases and **57%** increase in deaths compared to week 22. (Table 1).

**Table 1: Afghanistan's COVID-19 epidemiological overview as of week 23**

Indicators	New number in week 23	% of change compared to week 22	Cumulative number
# of COVID-19 samples tested in both public & private labs	31245	12%	528037
# of COVID-19 samples tested in public labs	20123	12%	323071
# of COVID-19 lab confirmed cases (both public and private)	10625	16%	91458
# of COVID-19 hospitalized cases	125	2%	7757
# ICU admission	59	40%	2623
# Recovered/discharged	2674	127%	61410(67%)
# of COVID-19 associated death	382	57%	3612 (CFR=3.9)

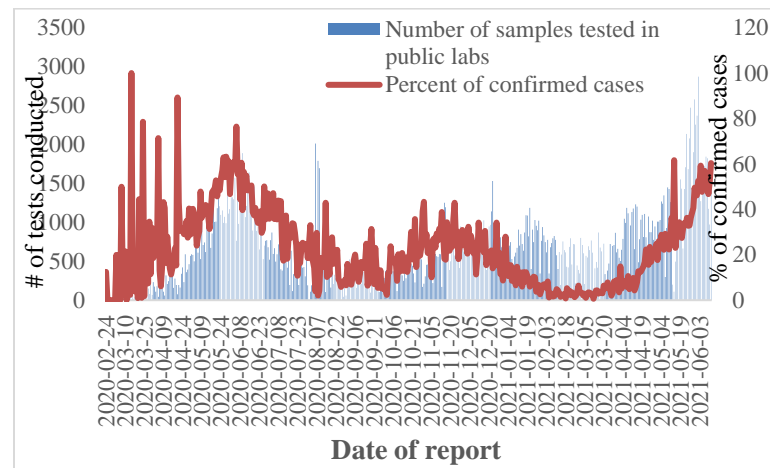
In week 23, the highest number of cases were reported in the central east, and central west regions (**3,594** cases, **1,187** cases, respectively) (Table 2). The top five provinces that reported positive COVID-19 cases included Kabul (**3,015** cases), Balkh (**680** cases), Nangarhar (**667** cases), Kunduz (**646** cases), and Kandahar (**575** cases). Overall, **4,426** confirmed cases of COVID-19 and **91** associated deaths have been reported among healthcare workers (HCWs) in the country since 2020. To date, Herat, Kabul, Nangarhar, Balkh and Kunar

reported the highest number of positive cases among HCWs.

**Table 2: COVID-19 cases by region as of week 23**

Region	# of new cases in week 23 (%)	% of change compared to week 22	Cumulative number (%)
Central East	3594 (34%)	1%	32314 (35.3%)
Central West	1187 (11%)	75%	6117 (6.7%)
East	841 (8%)	45%	8878 (9.7%)
North	1005 (9%)	-18%	7772 (8.5%)
North East	1563 (15%)	7%	8995 (9.8%)
South	1150 (11%)	38%	9228 (10.1%)
South East	574 (5%)	17%	5139 (5.6%)
West	711 (7%)	119%	13015 (14.2%)
National	10625 (100%)	16%	91458 (100%)

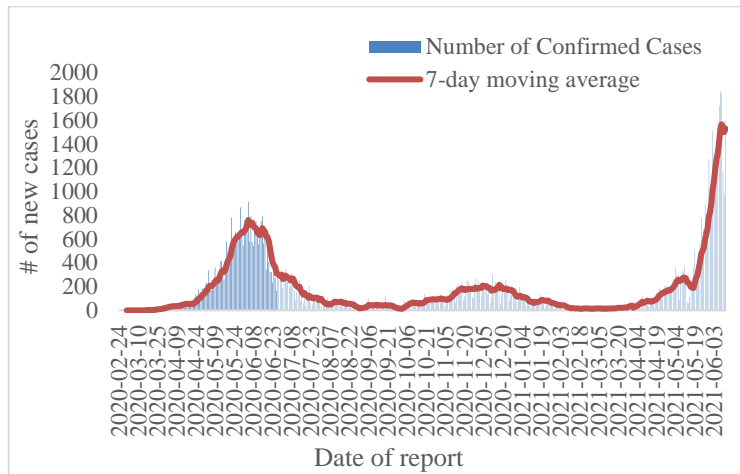
**Figure 1: Number of PCR tests conducted and percent of confirmed cases as of 12 June 2021**



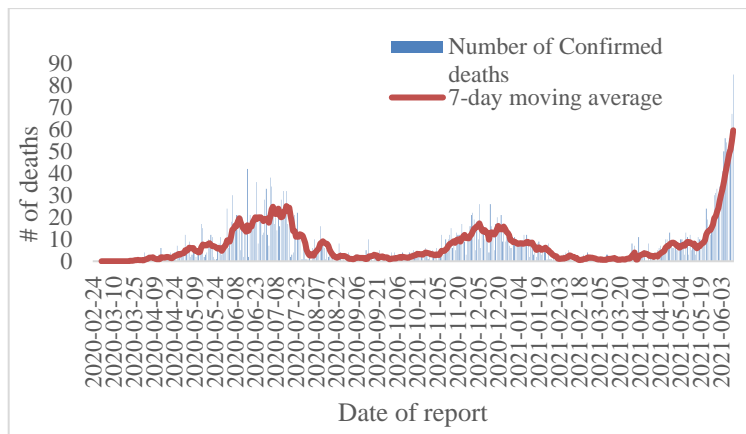
### COVID-19 vaccination highlights:

**660,766** individuals have been vaccinated against COVID-19 as of 12 June 2021. Of this, **484,232 (73%)** individuals have received the first dose of the vaccine, and **176,534 (27%)** have received the second dose. Of the total people vaccinated, **64.7%** are males and **35.3%** are females, **121,916 (18.5%)** are HCWs, **9,770 (1.5%)** are those living in IDP camps, and **4,358 (0.7%)** are returnees from neighboring countries.

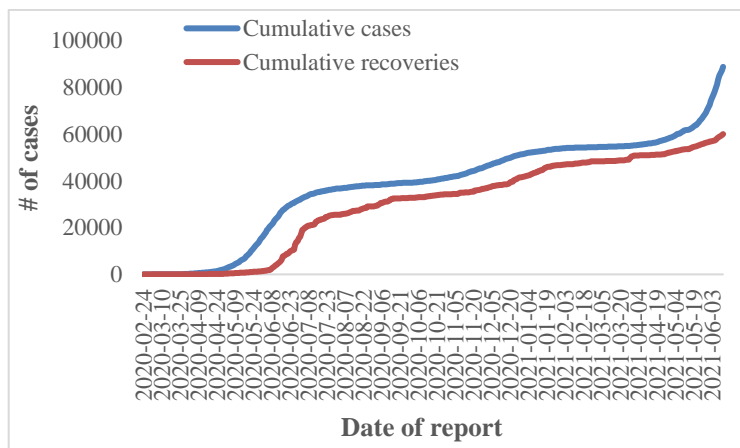
**Figure 2: Epidemiological curve of COVID-19 cases in Afghanistan as of 12 June 2021**



**Figure 3: Epidemiological curve of COVID-19 associated deaths as of 12 June 2021**

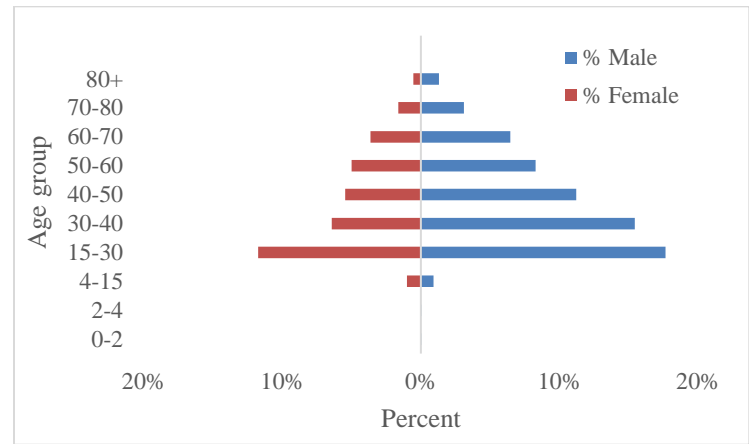


**Figure 4: Cumulative COVID-19 confirmed cases and recoveries as of 12 June 2021**



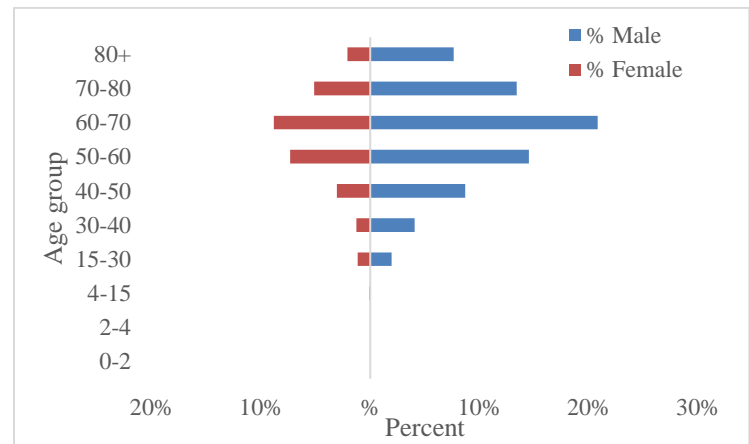
Of the confirmed COVID-19 cases, **64.3%** have been reported among males and **35.7%** among females. Majority of cases have been reported among those aged 15-30 years.

**Figure 5: Percentage age distribution of COVID-19 cases, 24 Feb 2020 to 12 June 2021**



Of the COVID-19 associated deaths, **71%** were reported among males and **29%** among females. The trend indicates that deaths increased by age group, with most reported among 60-70 years old.

**Figure 6: Percentage age distribution of COVID-19 associated deaths, 24 Feb 2020 to 12 June 2021**



**Figure 7: Proportion underlying conditions among COVID-19 associated deaths, as of 12 June 2021**

