

SITUATION IN NUMBERS (as of midnight GMT+2, 12 February 2022)



10

Countries reporting biweekly increase in numbers of cases



17

Countries reporting biweekly increase in numbers of deaths



20 358 490

Total laboratory-confirmed cases



18 616 308

Total reported recovered cases



326 908

Total reported deaths



336 028 755

Total tests performed



In partnership with the Syrian Ministry of Health, WHO conducted a vaccination drive in three major parks in Damascus as part of multiple efforts to increase vaccination rates across the country.

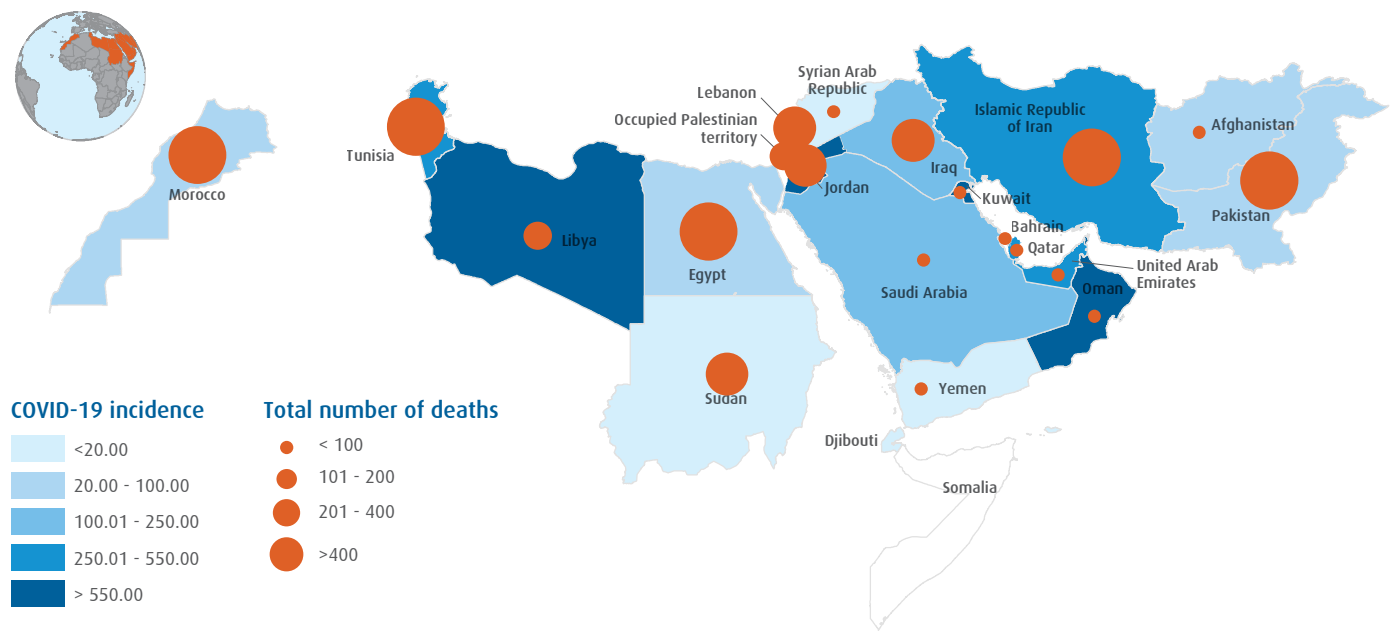
©WHO Syria

EPIDEMIOLOGICAL HIGHLIGHTS

- **COVID-19 cases and deaths:** As of 12 February 2022, the Eastern Mediterranean Region has reported 20 358 490 confirmed COVID-19 cases and 326 908 deaths since the start of the pandemic.
- **Epidemiological trend:** during the reporting period, in comparison with the previous two weeks:
 - The number of reported cases increased by 39%.
 - The number of reported deaths decreased by 97%.
 - The number of conducted tests stabilized.
 - 10 and 17 countries reported increase in cases and deaths respectively.
 - Two countries reported a simultaneous decrease in cases and deaths.
- **COVID-19 testing:** The total number of tests in the Region has reached 336 028 755 with a median cumulative positivity ratio of 9.8% (range from 0.7% to 33.6%).
- **Variants of concern (VOCs):**
 - 21 countries/territories in the Region have officially reported the detection of the Alpha VOC.
 - 18 countries/territories in the Region have officially reported the detection of the Beta VOC.
 - 6 countries/territories in the Region have officially reported the detection of the Gamma VOC.
 - 18 countries/territories in the Region have officially reported the detection of the Delta VOC.
 - 16 countries/territories in the Region have officially reported the detection of the Omicron VOC.

Map 1: COVID-19 biweekly cumulative incidence rate per 100,000 population and numbers of new deaths per country in the Eastern Mediterranean Region

30 January-12 February 2022



Map 2: Countries reporting SARS-CoV-2 Variants of Concern (VOCs) in the Eastern Mediterranean Region

30 January-12 February 2022

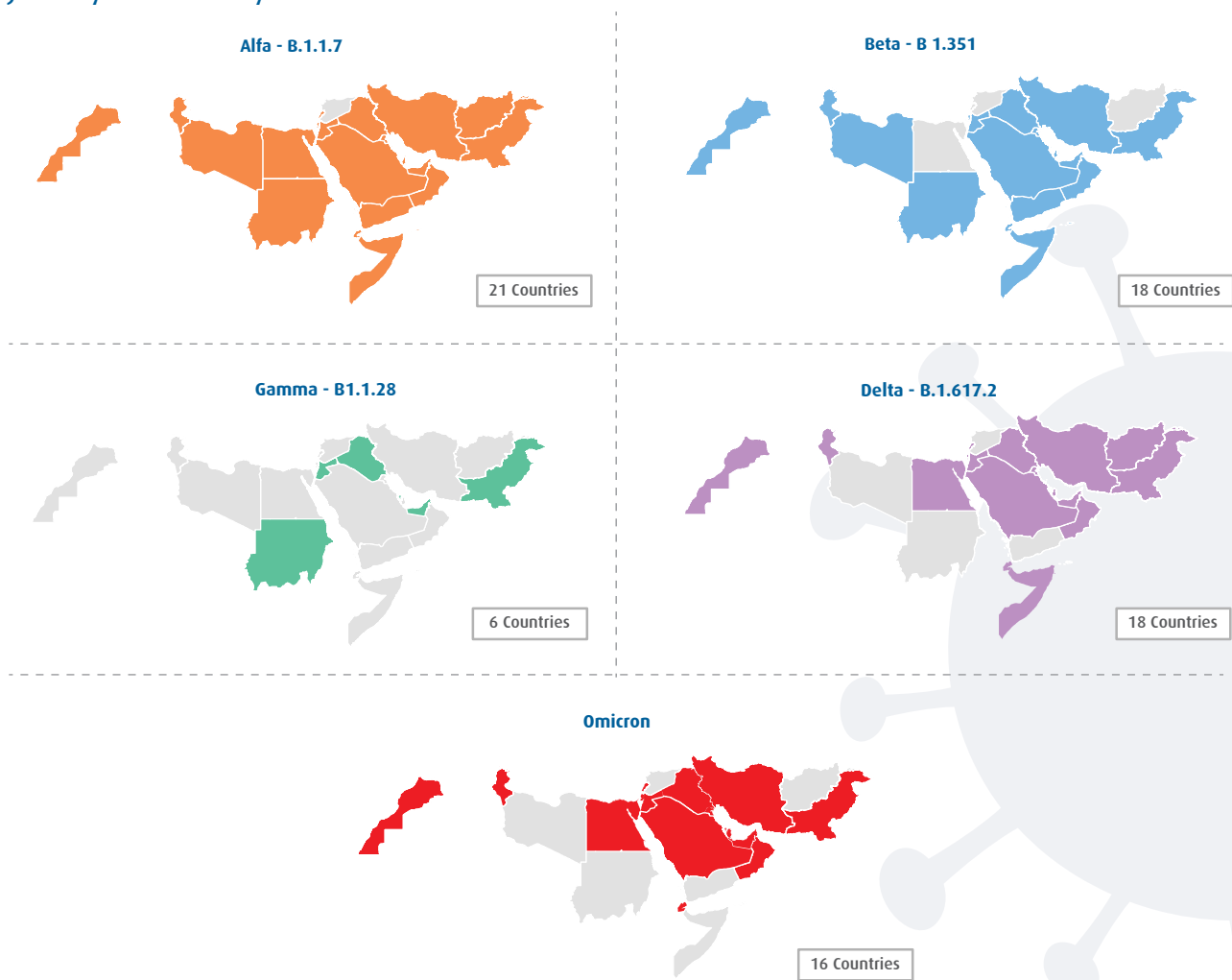


Table 1: Epidemiological situation in the Eastern Mediterranean Region

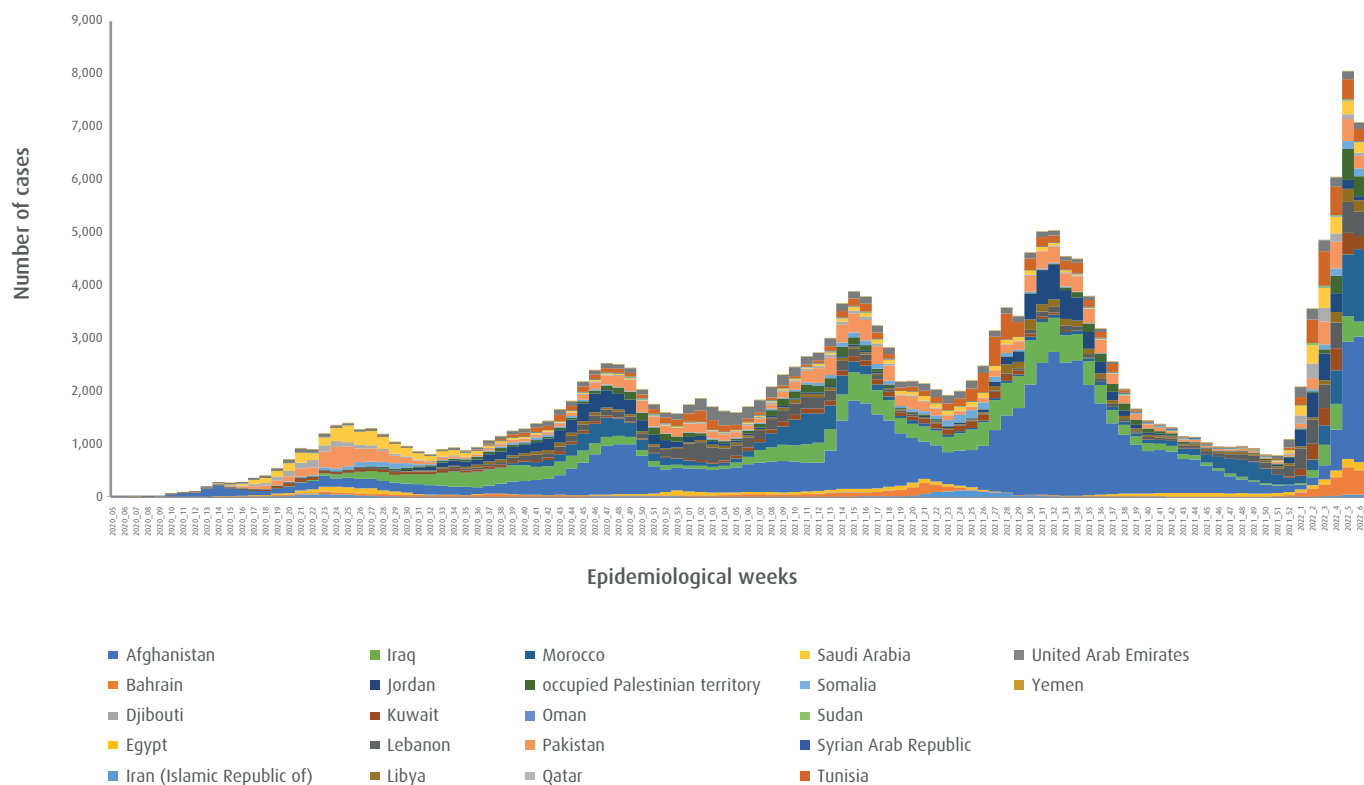
30 January-12 February 2022

Country	New Confirmed Cases	Total Confirmed Cases	New Deaths	Total Deaths	CFR	Total Recovered	Total Tests
Afghanistan	8 464	170 604	85	7 494	4.4%	149 407	876 302
Bahrain	96 517	458 539	21	1 425	0.3%	401 782	9 134 783
Djibouti	91	15 531	0	189	1.2%	15 334	278 820
Egypt	31 343	452 821	726	23 292	5.1%	385 390	5 946 884
Iran (Islamic Republic of)	458 270	6 780 453	1 190	133 570	2.0%	6 281 274	45 980 540
Iraq	75 752	2 273 535	317	24 678	1.1%	2 182 907	17 708 484
Jordan	253 560	1 450 810	303	13 477	0.9%	1 243 661	15 479 967
Kuwait	64 977	599 039	25	2 519	0.4%	555 350	7 279 468
Lebanon	104 220	1 012 044	248	9 824	1.0%	791 977	9 800 010
Libya	45 077	470 314	118	6 125	1.3%	418 279	2 361 163
Morocco	25 391	1 154 531	438	15 766	1.4%	1 119 071	10 821 082
Occupied Palestinian territory	95 199	611 258	178	5 265	0.9%	549 847	3 213 970
Oman	29 655	364 358	61	4 195	1.2%	333 906	1 986 264
Pakistan	65 807	1 483 798	524	29 772	2.0%	1 375 628	25 751 321
Qatar	14 107	350 188	11	656	0.2%	340 555	3 339 527
Saudi Arabia	46 867	726 251	38	8 971	1.2%	688 519	39 400 621
Somalia		26 203		1 340	5.1%	13 182	419 580
Sudan	2 268	59 900	378	3 819	6.4%	30 897	475 025
Syrian Arab Republic	1 342	52 626	42	3 026	5.8%	42 642	152 073
Tunisia	59 813	967 052	848	27 119	2.8%	889 891	4 206 888
United Arab Emirates	26 232	866 971	45	2 284	0.3%	798 371	131 086 391
Yemen	666	11 664	95	2 102	18.0%	8 438	329 592
Total	1 505 618	20 358 490	5 691	326 908	1.6%	18 616 308	336 028 755



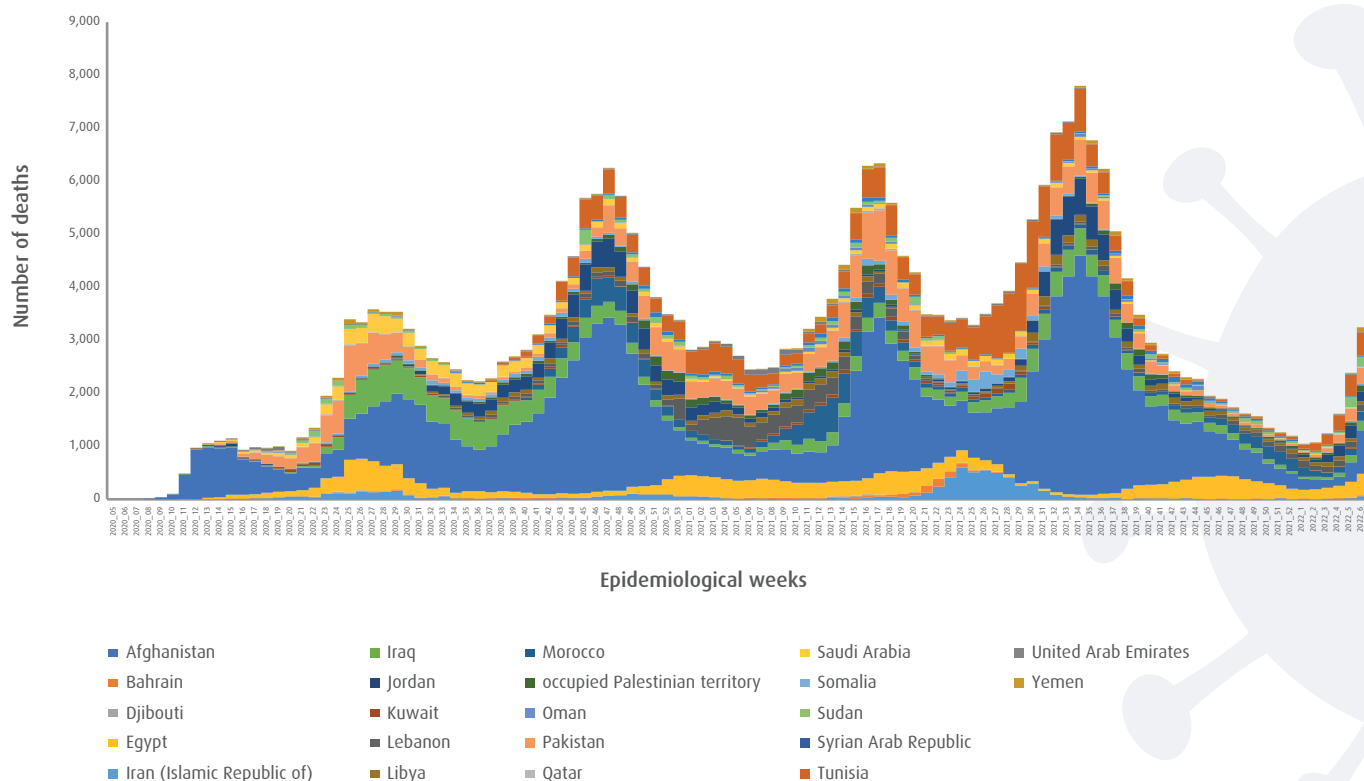
Graph 1: Weekly distribution of COVID-19 cases in the Eastern Mediterranean Region

26 January 2020-12 February 2022



Graph 2: Weekly distribution of COVID-19 deaths in the Eastern Mediterranean Region

26 January 2020-12 February 2022



REGIONAL RESPONSE HIGHLIGHTS

Partnership and Coordination

- maintained regular communication with partners, sharing information on COVID-19, and received updates from partners.
- established links with health cluster teams in Fragile, Conflict and Vulnerable (FCV) settings, and explored strengthening communication and collaboration with WHO Country Offices.

Operations Support and Logistics

- dispatched US\$ 850 000 in health supplies during the reporting period.
- coordinated a charter flight to Kabul, Afghanistan, containing critical laboratory reagents and supplies as well as biomedical equipment.

Essential Health Services and Systems

- initiated the assessment of frontline services in Bahrain and Iraq.
- finalized the pulse survey results for countries of the Region.

COVID-19 Vaccine

- conducted an orientation for six priority countries on the new COVID-19 Vaccine Delivery Partnership through which partners will support countries in an accelerated and concerted manner.
- held country support team calls for six priority countries with low vaccination coverage.
- monitored the allocation and acceptance of the next round of COVID-19 vaccines through COVAX.

COVID-19 vaccination coverage in the Eastern Mediterranean Region

10 February 2022

Over 622.5 million vaccine doses have been administered in the Region.



- Population having received at least one dose: 44%
- Fully vaccinated population: 36%
- Partially vaccinated population: 8%

Infection Prevention and Control in Yemen

From 9 to 22 December 2021, WHO's Regional Office for the Eastern Mediterranean deployed an Infection Prevention and Control (IPC) expert alongside two experts from WHO Headquarters, to Yemen. The technical mission supported the country (WHO Country Office Yemen and the Ministry of Public Health and Population) in reviewing the IPC measures of response to the ongoing COVID-19 outbreak, identified and documented strengths and areas of improvement, and provided recommendations to scale up the overall response. Mission recommendations have now been finalized and shared with the WHO Country Office.



9-22 December IPC Mission to Yemen

©WHO EMRO

Regional COVID-19 website: <http://www.emro.who.int/health-topics/corona-virus/index.html>

For more information, contact emrgonCoV@who.int