

EPIDEMIOLOGICAL SITUATION

- As of 31 January 2023, the Eastern Mediterranean Region (EMR) has reported **23 243 918** confirmed COVID-19 cases and **349 336** deaths since the start of the pandemic in January 2020.
- During the reporting period, in comparison with the previous month¹:
 - The number of cases decreased by 23%
 - The number of deaths increased by 35%
 - The number of conducted tests decreased by 13%
 - 4 countries reported an increase in cases
 - 5 countries reported an increase in deaths
 - One country reported a simultaneous decrease in cases and deaths
- To date, 20 EMR countries have reported the Omicron variant of concern (VOCs) including 19 countries reported BA.1 sub-lineage, 16 countries reported BA.2 sub-lineage, two countries reported BA.3 sub-lineage, nine countries reported BA.4 sub-lineage, and 11 countries reported BA.5 sub-lineage.

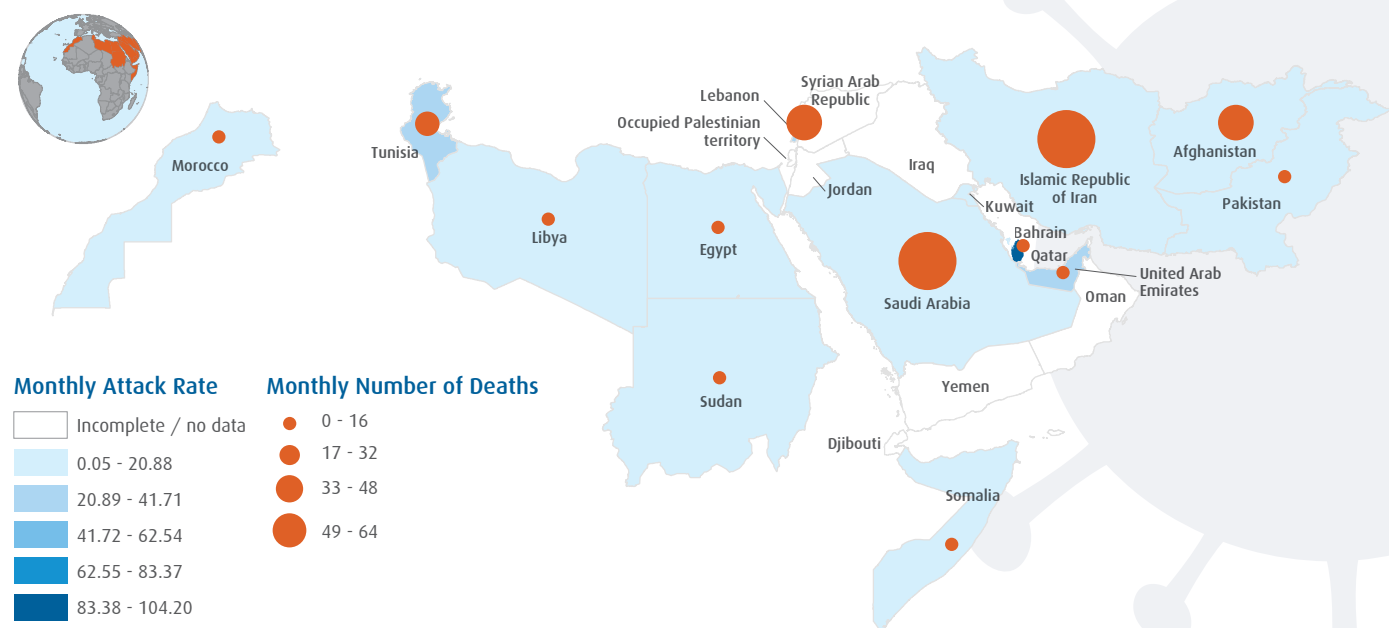
SITUATION IN NUMBERS

(as of midnight GMT+2, 31 January 2023)



¹ Among countries having reported updated and complete monthly data. Figures should be interpreted with caution in countries on weekly reporting.
² An increase or decrease is defined here by a monthly change of at least 5%.

Map 1: COVID-19 monthly cumulative incidence rate per 100 000 population and numbers of new deaths per country in the Eastern Mediterranean Region 1-31 January 2023



Map 2: Countries reporting the detection of SARS-CoV-2 variants of concern (VOCs) in the Eastern Mediterranean Region

1-31 January 2023


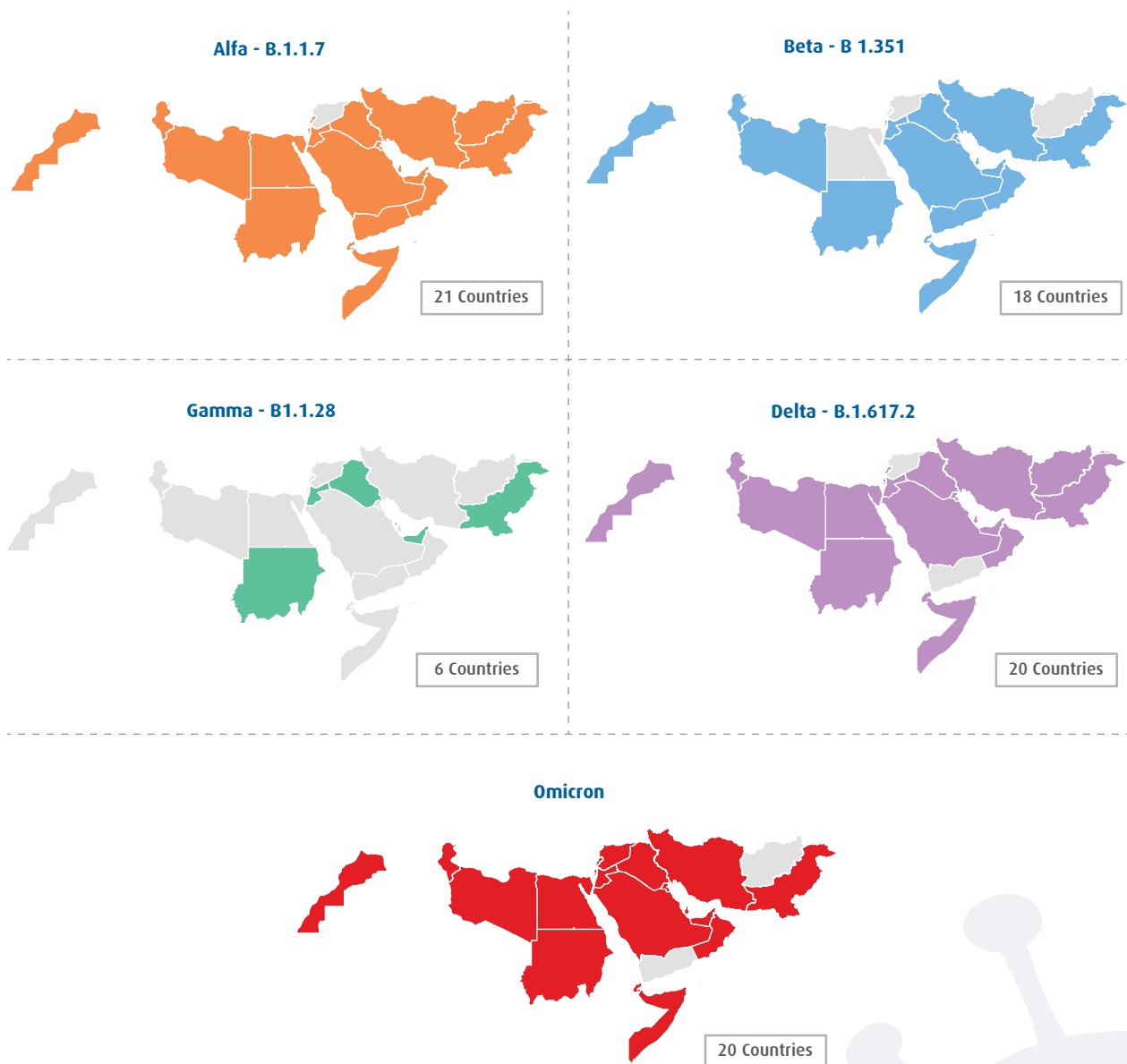


Table 1: Epidemiological situation in the Eastern Mediterranean Region

1-31 January 2023

Country	New Confirmed Cases	Total Confirmed Cases	New Deaths	Total Deaths	CFR	Total Recovered	Total Tests ³
Afghanistan	963	208 548	34	7883	3.8%	186 069	1 188 811
Bahrain*		696 614		1536	0.2%	694 159	10 578 766
Djibouti*		15 690		189	1.2%	15 497	319 153
Egypt	102	515 635	4	24 806	4.8%	492 645	12 476 681
Iran (Islamic Republic of)	3210	7 564 350	64	144 749	1.9%	7 337 549	55 025 790
Iraq*		2 465 545		25 375	1.0%	2 439 672	19 550 473
Jordan*		1 746 997		14 122	0.8%	1 731 007	17 201 885
Kuwait*		662 858		2570	0.4%	660 237	8 455 743
Lebanon	5831	1 228 639	43	10 790	0.9%	1 087 596	10 696 009
Libya*	9	507 162	0	6437	1.3%	500 721	2 537 808
Morocco	645	1 272 240	2	16 296	1.3%	1 255 881	12 930 733
Occupied Palestinian territory*		703 228		5708	0.8%	697 361	3 477 872
Oman*	106	399 449	0	4628	1.2%	384946	3 737 036
Pakistan	507	1 576 312	4	30 640	1.9%	1 545 066	31 313 564
Qatar	3054	492 482	1	686	0.1%	471 629	4 063 664
Saudi Arabia	958	827 962	56	9574	1.2%	815 528	45 048 008
Somalia*	8	27 318	0	1361	5.0%	13 182	594 412
Sudan*	54	63 756	13	5008	7.9%	58 733	477 645
Syrian Arab Republic*		57 423		3163	5.5%	54 260	202 513
Tunisia	2711	1 150 356	23	29 308	2.5%	1 134 769	4 997 373
United Arab Emirates	2401	1 049 409	0	2348	0.2%	1 032 735	198 638 806
Yemen*		11 945		2159	18.1%	9124	329 592
Total	20 559	23 243 918	244	349 336	1.5%	22 618 366	443 842 337

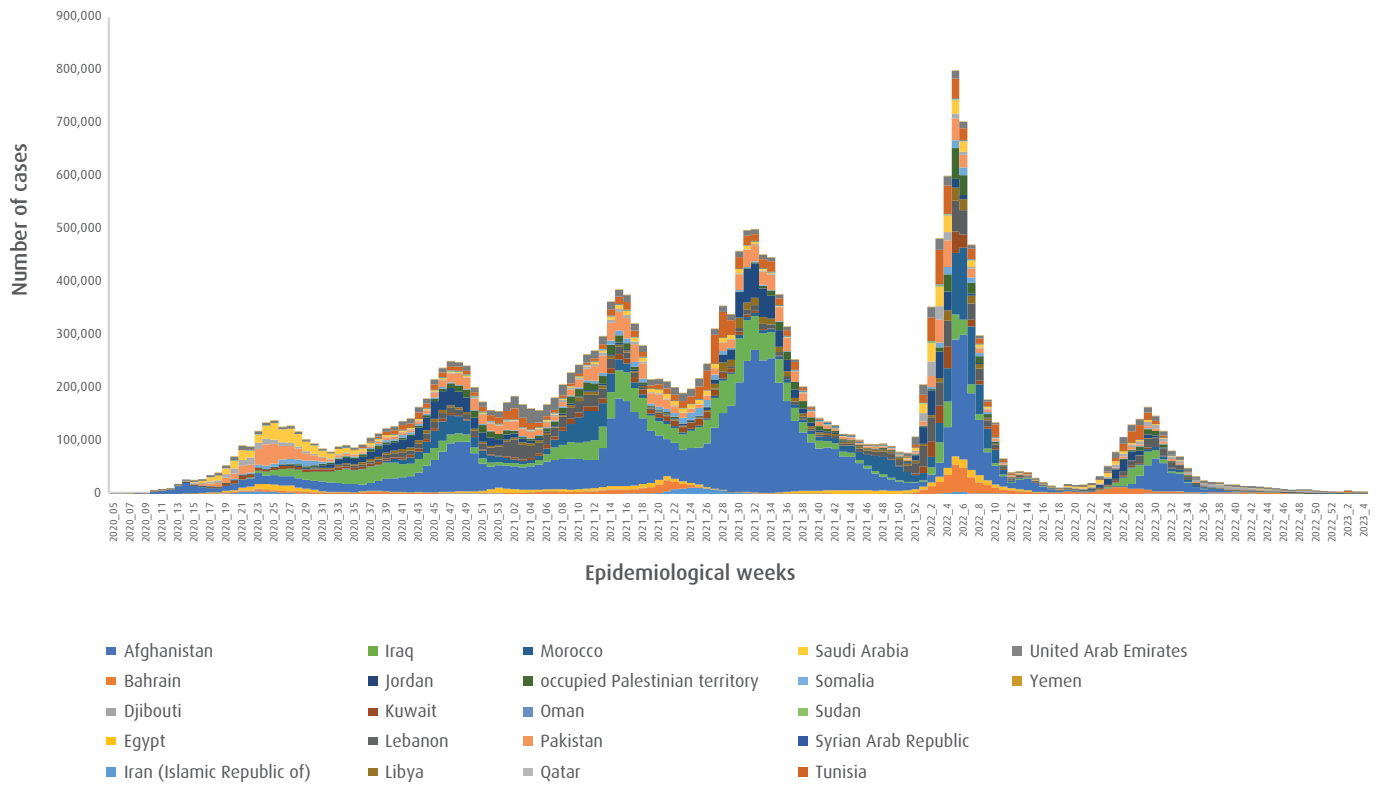
* No available data or incomplete data for January 2023

³ Test data is based on data collected by WHO and is affected by the national publishing frequency. Hence, presented figures for some countries may not be up-to-date and the COVID-19 epidemiological situation should therefore be interpreted with caution.



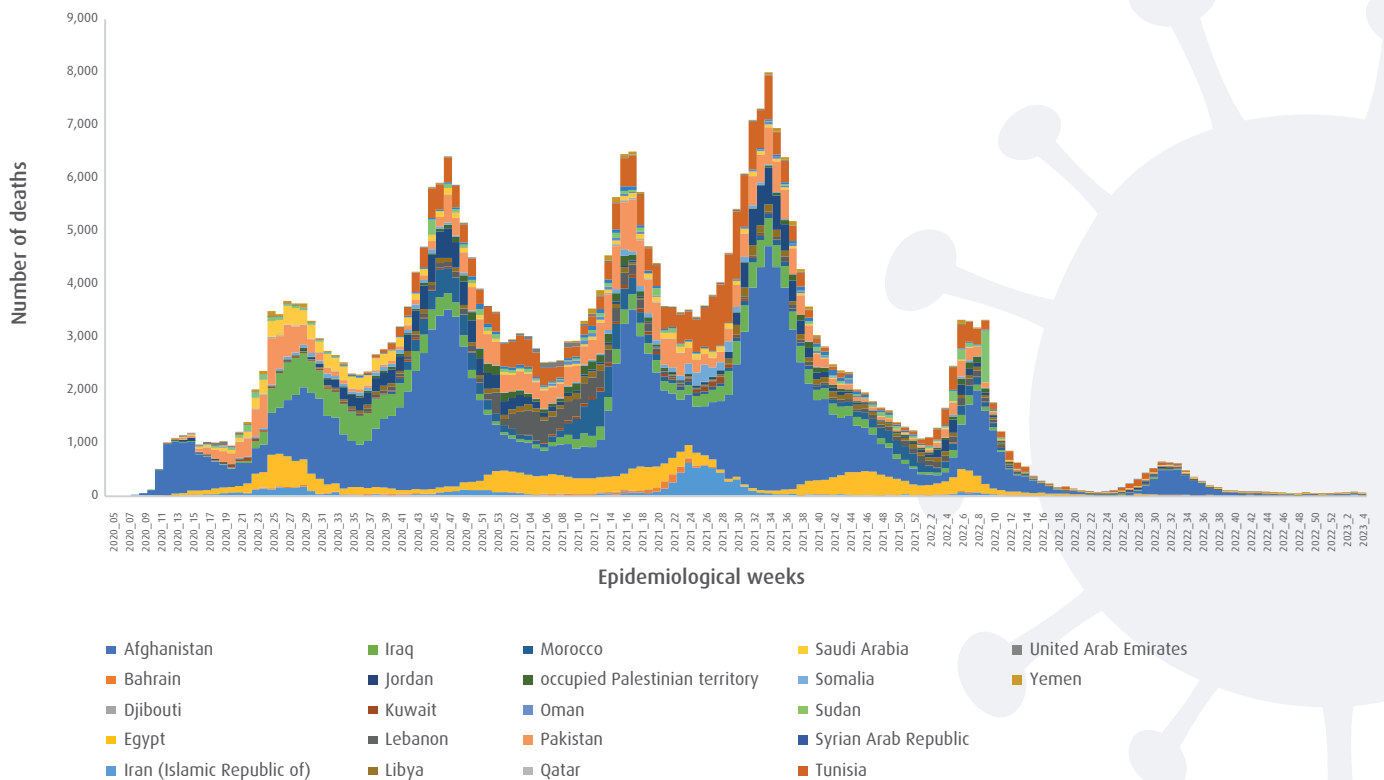
Graph 1: Weekly distribution of COVID-19 cases in the Eastern Mediterranean Region

26 January 2020 – 4 February 2023



Graph 2: Weekly distribution of COVID-19 deaths in the Eastern Mediterranean Region

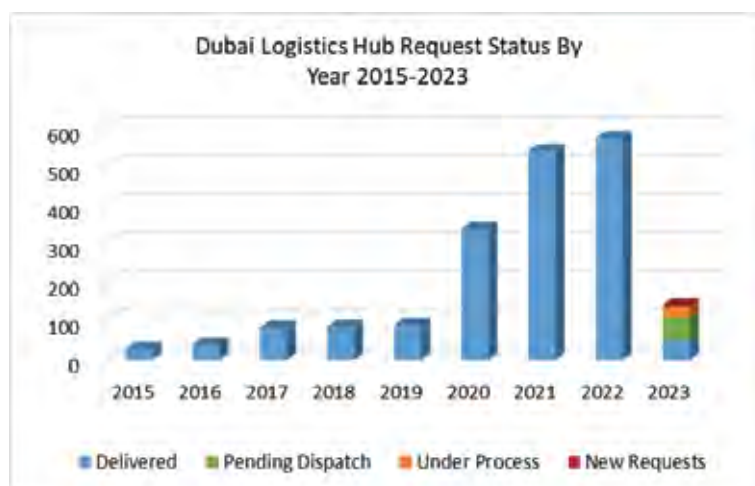
26 January 2020 – 4 February 2023



REGIONAL RESPONSE HIGHLIGHTS

Operations Support and Logistics

- Dispatched US\$ 800 000 in COVID-19 supplies to 17 countries across WHO's African, Eastern Mediterranean and Western Pacific Regions noting that the value and volume of COVID-19 related distributions continues to decrease representing 30-40% of the value of goods distributed



Infection Prevention and Control (IPC)

- Conducted a two-week mission to Iraq between 16 January and 1 February 2023 to review the implemented IPC measures, particularly in response to COVID-19 and other ongoing infection outbreaks. During the mission, the team conducted on-job IPC training for 240 front-line healthcare workers in eight hospitals in Baghdad and Karbala governorates.

International Health Regulations and Social Measures

- Enhanced collaboration with HQ and other WHO regions to scale up and better utilize social and behavioral insights to address pandemic fatigue and encourage vaccination, especially considering the recent surge in respiratory infections.
- Continued work within the COVID-19 Inter-Agency Working Group structure to ensure collaboration and alignment in the continued response to COVID-19.
- Provided support to the FIFA World Cup in Qatar, including developing five social listening reports that overlay online social commentary with COVID-19 epi data to support public health response.

COVID-19 Vaccine

- Deployed regional experts to support COVID-19 vaccination in three priority countries.
- Supported Sudan in implementation an integrated national campaign of routine and COVID-19 vaccinations where more than 4 million persons are targeted for COVID-19 vaccination.
- Continued supporting countries to design and plan targeted activities towards vaccinating the priority groups.

Regional COVID-19 website:

<http://www.emro.who.int/health-topics/corona-virus/index.html>

For more information, contact emrgonCoV@who.int