



COVID-19 Situation Report October 2022

EPIDEMIOLOGICAL SITUATION

- As of 31 October 2022, the Eastern Mediterranean Region (EMR) has reported 23 156 118 confirmed COVID-19 cases and 348 705 deaths since the start of the pandemic with the total number of tests reaching 437 903 767.
- During the reporting period, in comparison with the previous month¹:
 - The number of cases has decreased by 31%
 - The number of deaths decreased by 58%
 - The number of conducted tests decreased by 29%
 - 5 countries reported an increase in cases²
 - 4 countries reported an increase in deaths²
 - 7 countries reported a simultaneous decrease in cases and deaths²
- To date, 20 EMR countries have reported the detection of the Omicron variant of concern (VOC) including 19 countries reporting the BA.1 sub-lineage, 16 countries reporting the BA.2 sub-lineage, 2 countries reporting the BA.3 sub-lineage, 9 countries reporting the BA.4 sub-lineage, and 9 countries reporting the BA.5 sub-lineage.

¹ Among countries having reported updated and complete monthly data. Figures should be interpreted with caution in countries on weekly reporting.
² An increase or decrease is defined here by a monthly change of at least 5%.

SITUATION IN NUMBERS

(as of midnight GMT+2, 31 October 2022)

5 countries reported an increase in the number of cases this month

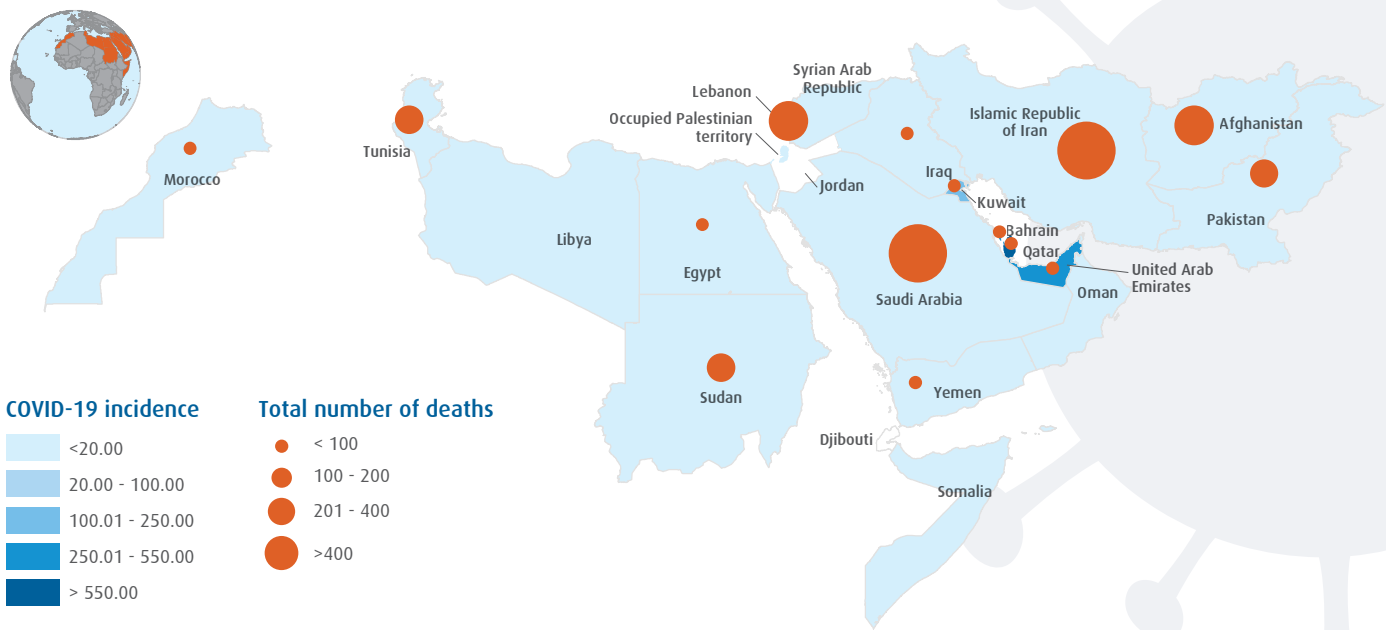
4 countries reported an increase in the number of deaths this month

23 156 118
Total laboratory-confirmed cases

348 705
Total reported deaths

437 903 767
Total tests

Map 1: COVID-19 monthly attack rate per 100,000 population and numbers of new deaths per country in the Eastern Mediterranean Region 1-31 October 2022



Map 2: Countries reporting currently and previously circulating SARS-CoV-2 variants of concern (VOCs) in the Eastern Mediterranean Region as of 31 October 2022

as of 31 October 2022

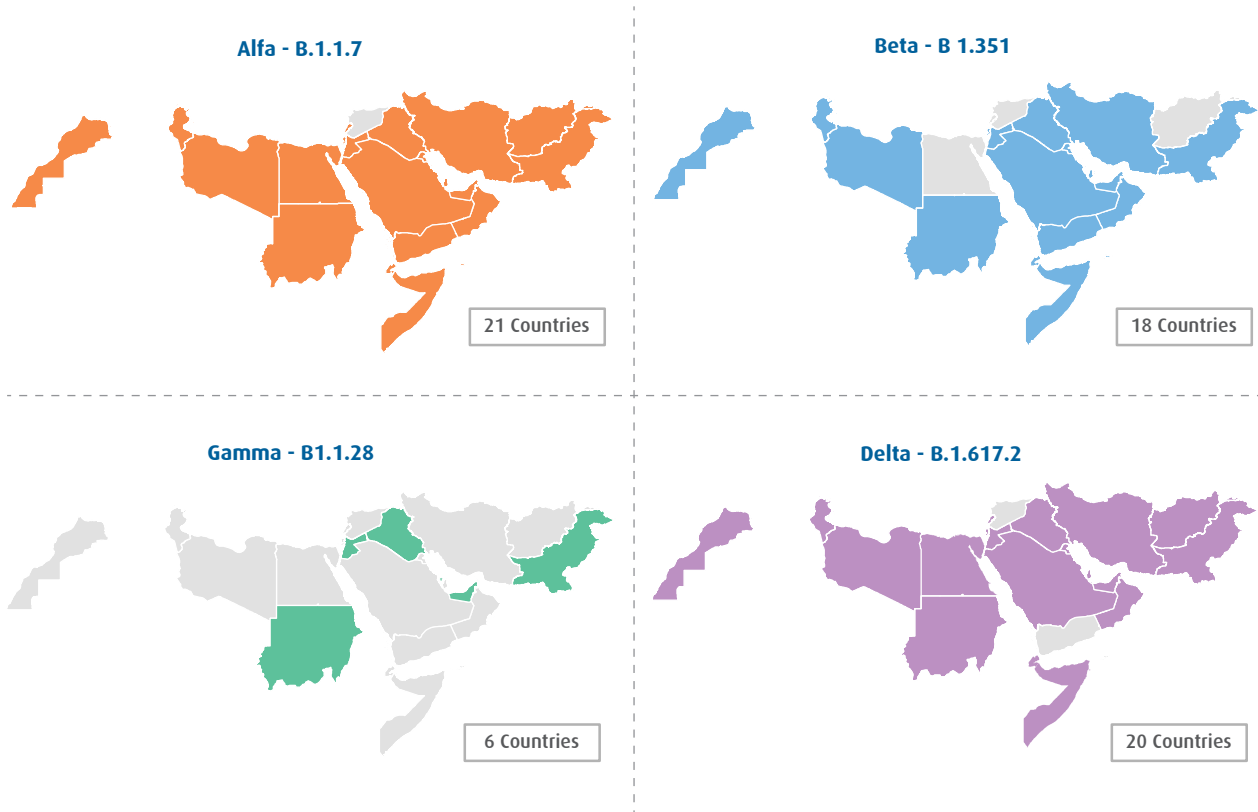


Table 1: Epidemiological situation in the Eastern Mediterranean Region

1-31 October 2022

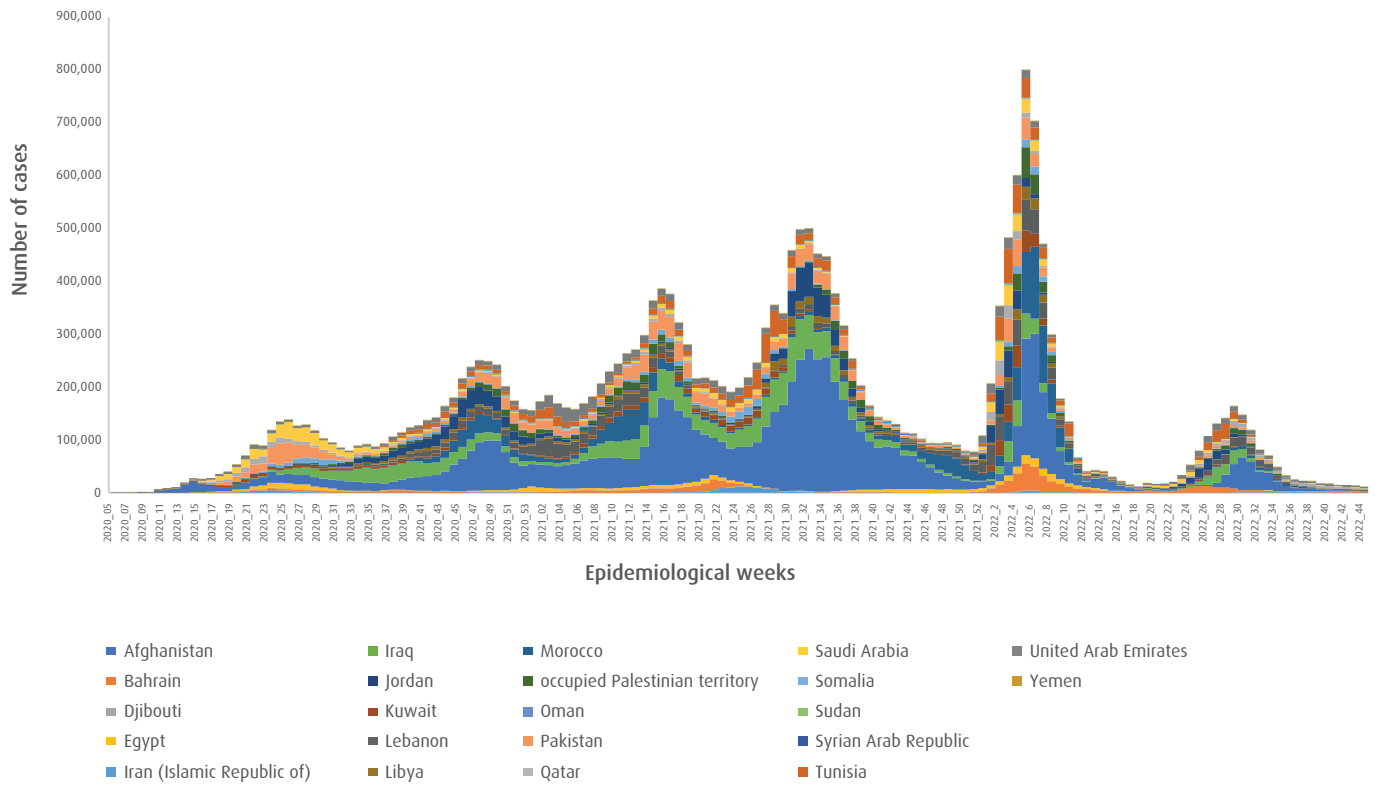
Country	New Confirmed Cases	Total Confirmed Cases	New Deaths	Total Deaths	CFR	Total Recovered	Total Tests ³
Afghanistan	3 895	203 167	24	7 823	3.8%	180 652	1 134 909
Bahrain	9 628	690 187	8	1 528	0.2%	686 303	10 490 907
Djibouti*		15 690		189	1.2%	15 497	319 153
Egypt	25	515 406	1	24 798	4.8%	466 327	12 237 087
Iran (Islamic Republic of)	9 330	7 557 650	155	144 576	1.9%	7 331 950	54 366 880
Iraq	1 132	2 461 450	4	25 360	1.0%	2 435 719	19 375 006
Jordan*		1 746 997		14 122	0.8%	1 731 007	17 201 885
Kuwait	2 886	662 230	6	2 569	0.4%	659 297	8 421 059
Lebanon	2 974	1 218 779	32	10 708	0.9%	1 087 596	10 696 009
Libya	57	507 051	0	6 437	1.3%	500 571	2 535 790
Morocco	656	1 265 601	3	16 281	1.3%	1 249 100	12 664 012
Occupied Palestinian territory*	166	703 036	0	5 708	0.8%	696 878	3 473 206
Oman*	351	398 775	0	4 628	1.2%	384 946	3 737 036
Pakistan	1 496	1 574 094	10	30 626	1.9%	1 540 869	30 839 793
Qatar	18 819	469 267	2	684	0.1%	466 715	4 040 372
Saudi Arabia	5 961	822 459	55	9 407	1.1%	808 448	44 604 068
Somalia*	21	27 237	0	1 361	5.0%	13 182	576 594
Sudan	190	63 509	10	4 972	7.8%	58 481	475 435
Syrian Arab Republic	58	57 360	0	3 163	5.5%	54 187	200 562
Tunisia	907	1 146 593	10	29 259	2.6%	1 133 072	4 966 900
United Arab Emirates	10 134	1 037 636	3	2 348	0.2%	1 016 601	195 217 512
Yemen*	9	11 944	1	2 158	18.1%	9 124	329 592
Total	68 695	23 156 118	324	348 705	1.5%	22 526 522	437 903 767

* No available data or incomplete data for October 2022

³ Test data is based on data collected by WHO and is affected by the national publishing frequency. Hence, presented figures for some countries may not be up-to-date and the COVID-19 epidemiological situation should therefore be interpreted with caution.

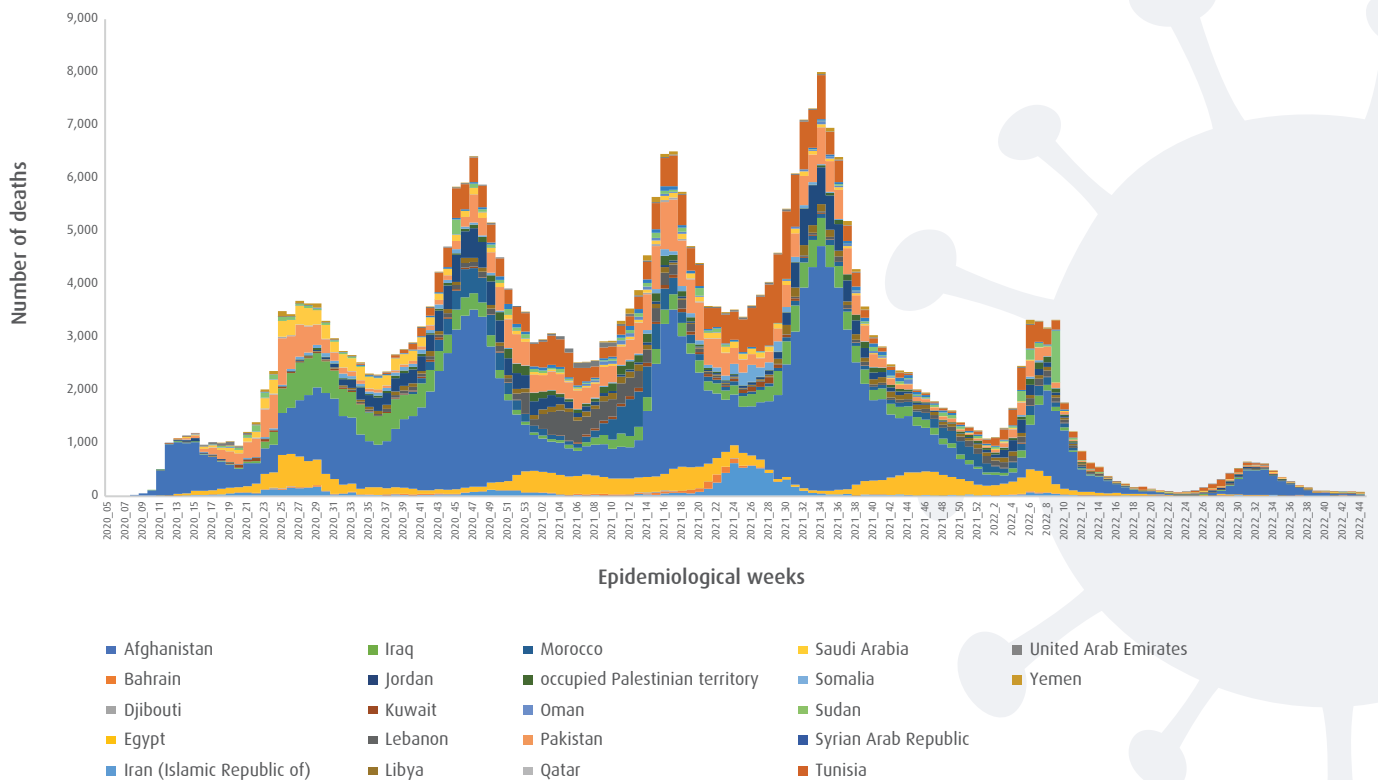
Graph 1: Weekly distribution of COVID-19 cases in the Eastern Mediterranean Region

26 January 2020 – 5 November 2022



Graph 2: Weekly distribution of COVID-19 deaths in the Eastern Mediterranean Region

26 January 2020 – 5 November 2022



REGIONAL RESPONSE HIGHLIGHTS

Operations Support and Logistics

- Remained on track to exceed outputs from 2021 through WHO's logistics hub in Dubai, United Arab Emirates with over US\$ 31 million in emergency health supplies delivered across all 6 WHO geographic regions.
- Published a highlight of the pillar's work in a video during the 69th session of the Regional Committee for the Eastern Mediterranean: <https://youtu.be/iOxYKSjzSbY>.

Health Information and Technical Expertise

Infection Prevention and Control (IPC)

- Reviewed and updated the national COVID-19 IPC guidelines and documents for Somalia and Djibouti.

Case Management and Clinical Operations

- Continued to expand oxygen scaling-up activities in the Region, collecting baseline oxygen data and contracting 15 national biomedical engineers in 9 countries in fragile and conflict-affected situations.
- Conducted a mission to Sudan to scale up the intensive care unit (ICU) and critical care in response to COVID-19. The mission team:
 - performed site assessments in selected ICUs in Sudan using available ICU assessment tools;
 - developed an ICU assessment tool for Sudan that is contextualized, easy to use, repeatable, and provides implementation recommendations;
 - recommended a process for the mapping of ICUs and critical care capacity in Sudan.
- Introduced a 9-week national critical care training in Yemen as part of the COVID-19 response. The training has been completed for 48 national experts in ICU/critical care and is currently ongoing in North Yemen.

COVID-19 Vaccine

- Supported Sudan with around US\$ 3.6 million towards the national COVID-19 vaccination campaign.
- Finalized and submitted the COVID-19 vaccine delivery support "third fund" to Gavi, the Vaccine Alliance.

Regional COVID-19 website:

<http://www.emro.who.int/health-topics/corona-virus/index.html>

For more information, contact emrgonCoV@who.int