

Influenza situation in the Eastern Mediterranean Region

W17/2019 (from 21/04/2019 to 27/04/2019)

Source of data: EMFLU Network and FLUMART

Figure 1. Number of positive influenza cases and influenza positivity rate per week, 2018-2019

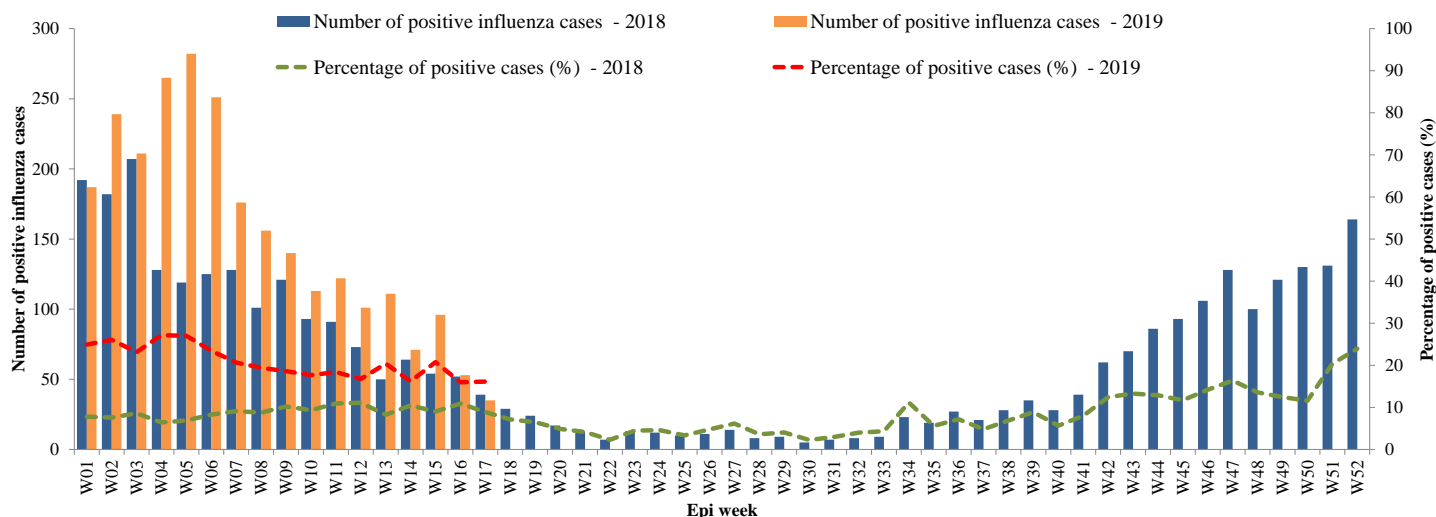


Figure 2. Percentage of circulating virus type by positive influenza cases

W40/2018 - W17/2019

Last 4 weeks

■ Flu A (H1N1)pdm09 ■ Flu A (H3N2) ■ Flu A (Not-subtyped) ■ Flu B

■ Flu A (H1N1)pdm09 ■ Flu A (H3N2) ■ Flu A (Not-subtyped) ■ Flu B

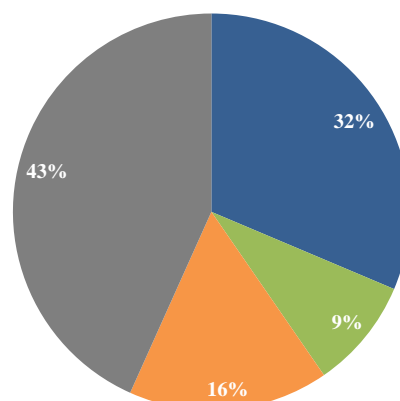
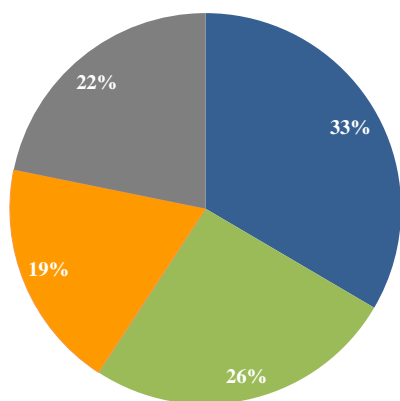


Table 1. Type and Number of influenza viruses detected from W40/2018 to W17/2019 and during last four weeks

Virus type	W40/2018-W17/2019	Last 4 weeks
	Number (%)	Number (%)
Flu A (H1N1)pdm09	6463 (33)	271 (31)
Flu A (H3N2)	4978 (26)	78 (9)
Flu A (Not-subtyped)	3665 (19)	141 (16)
Flu B	4213 (22)	374 (43)
Total	19319	864

Figure 3. Comparison of respiratory pathogens detected from tested specimens by last 12 weeks

W17/2019

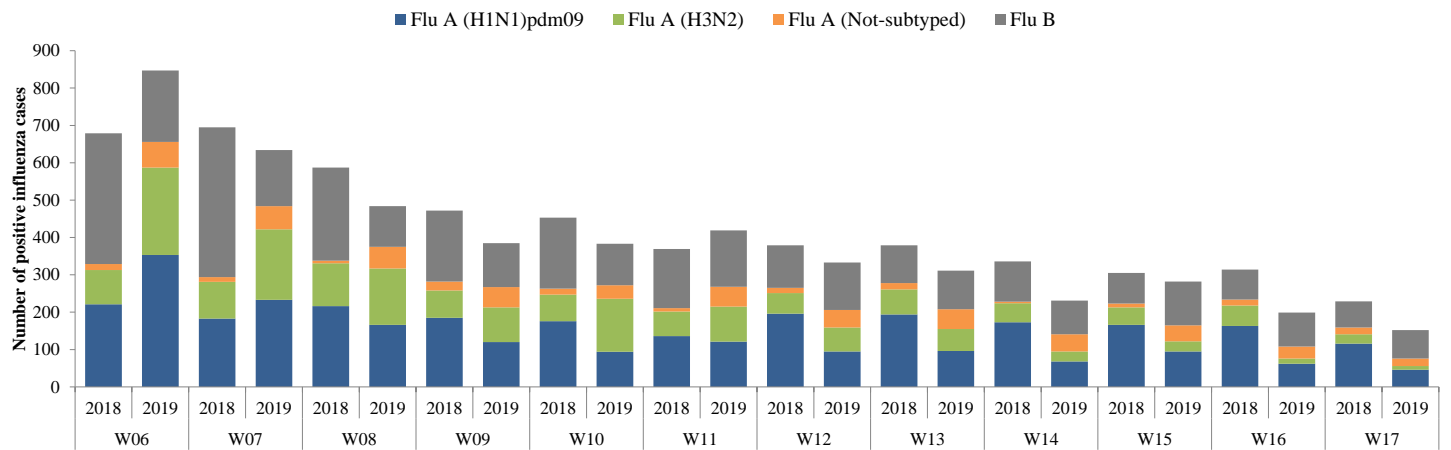
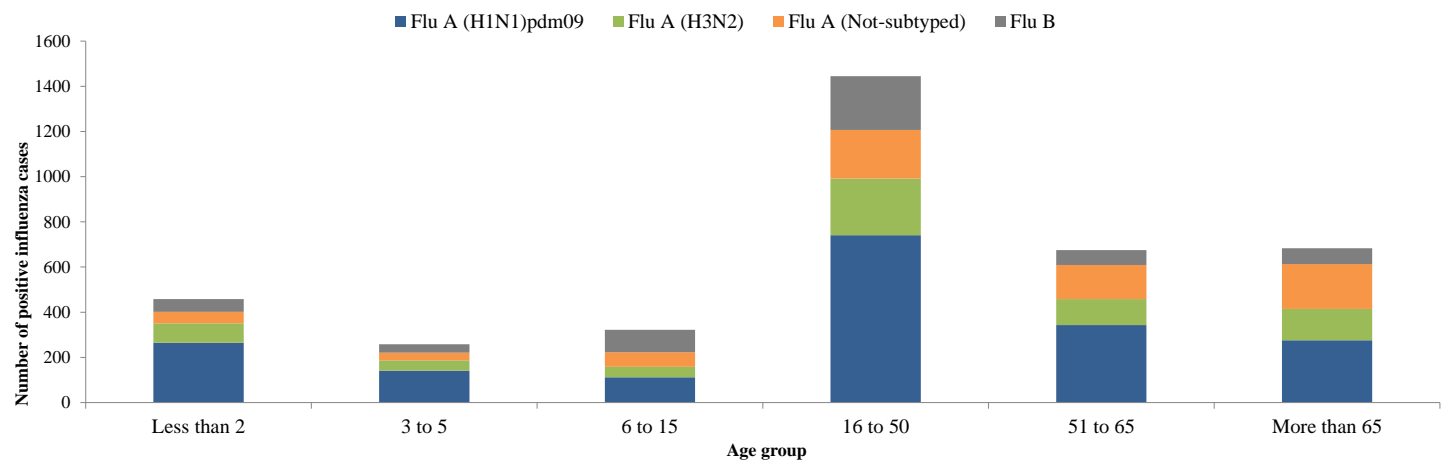


Figure 4 Age group distribution of influenza cases by virus type in the EMR from W40/2018 to W17/2019



**Table 2. Reported cases by country
W01-W17/2019**

Country	Number of enrolled cases	Tested cases Number (%)	Influenza positive cases Number (%)	Positive cases			
				Flu A			Flu B
				Flu A (H1N1)pdm09	Flu A (H3N2)	Flu A (Not-subtyped)	Number (%)
Afghanistan	1463	1324 (90)	159 (12)	94 (59)	36 (23)	(-)	29 (18)
Bahrain	305	301 (99)	60 (20)	26 (43)	9 (15)	9 (15)	16 (27)
Egypt	4126	4126 (100)	280 (7)	64 (23)	164 (59)	(-)	52 (19)
Iran (Islamic Republic of)	8083	8083 (100)	1741 (22)	52 (3)	1333 (77)	337 (19)	19 (1)
Iraq	458	458 (100)	76 (17)	11 (14)	65 (86)	(-)	(-)
Jordan	316	316 (100)	69 (22)	29 (42)	34 (49)	(-)	6 (9)
Kuwait	4240	4240 (100)	1017 (24)	558 (55)	174 (17)	(-)	285 (28)
Lebanon	455	453 (100)	205 (45)	92 (45)	103 (50)	(-)	10 (5)
Morocco	1954	1954 (100)	747 (38)	512 (69)	217 (29)	12 (2)	6 (1)
occupied Palestinian territory	2160	2160 (100)	710 (33)	431 (61)	279 (39)	(-)	(-)
Oman	2245	2044 (91)	269 (13)	99 (37)	67 (25)	(-)	103 (38)
Pakistan	2016	2016 (100)	603 (30)	282 (47)	101 (17)	(-)	220 (36)
Qatar	13280	13280 (100)	2205 (17)	145 (7)	162 (7)	592 (27)	1306 (59)
Saudi Arabia	5259	1689 (32)	866 (51)	364 (42)	(-)	248 (29)	254 (29)
Sudan	127	68 (54)	4 (6)	1 (25)	1 (25)	1 (25)	1 (25)
Syrian Arab Republic	98	97 (99)	33 (34)	15 (45)	8 (24)	10 (30)	(-)
Tunisia	460	460 (100)	139 (30)	30 (22)	106 (76)	(-)	3 (2)
United Arab Emirates	79	79 (100)	12 (15)	5 (42)	(-)	2 (17)	5 (42)
Yemen	121	(-)	(-)	(-)	(-)	(-)	(-)
Total	47245	43148 (91)	9195 (21)	2810 (31)	2859 (31)	1211 (13)	2315 (25)

Published by the Infectious Hazard Management (IHM) unit, World Health Organization (WHO)
Eastern Mediterranean Regional Office (EMRO), Cairo, Egypt.

For Correspondence: Tel. + 20-2-22765797, Fax + 20-2-2765456. E-mail: emrgooutbreak@who.int
Influenza monthly situation updates are available at: <http://www.emro.who.int/health-topics/influenza/regional-situation-update.html>