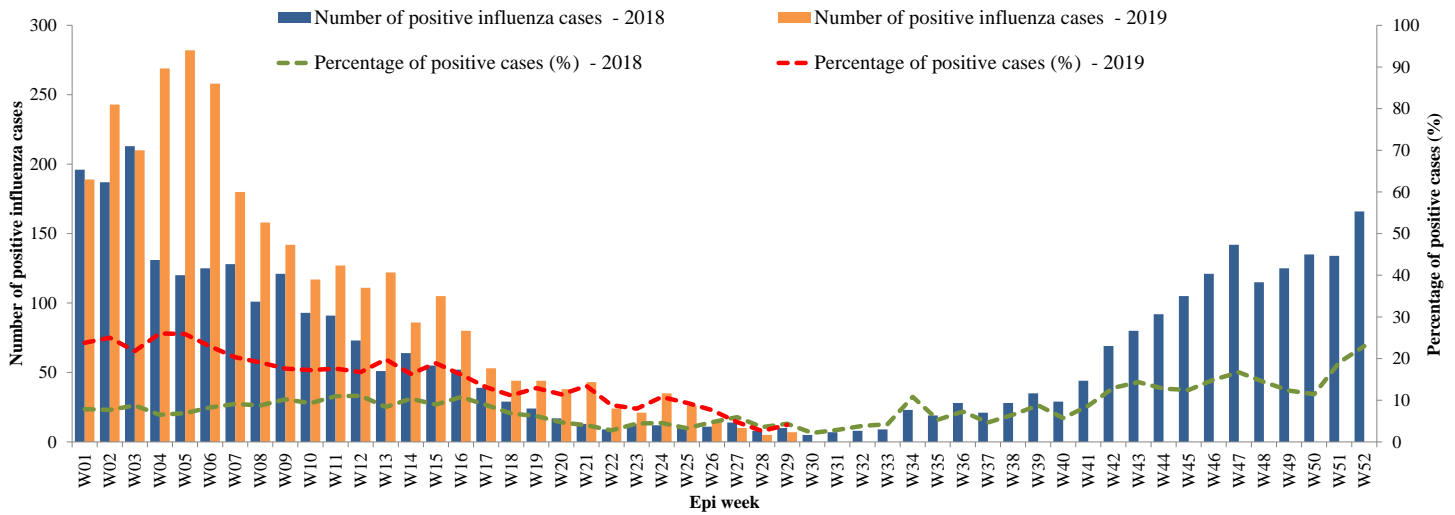


# Influenza situation in the Eastern Mediterranean Region

W29/2019 (from 14/07/2019 to 20/07/2019)

Source of data: **EMFLU Network** and **FLUMART**

**Figure 1. Number of positive influenza cases and influenza positivity rate per week, 2018-2019**



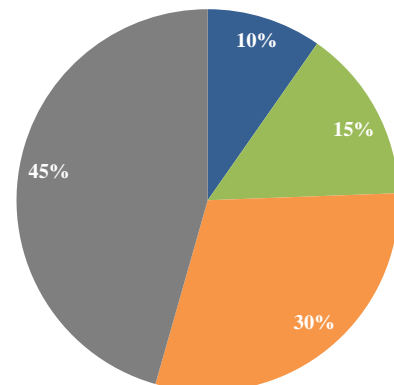
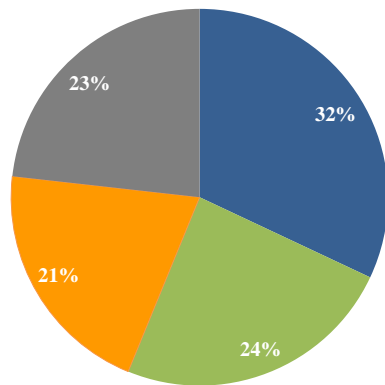
**Figure 2. Percentage of circulating virus type by positive influenza cases**

W40/2018 - W29/2019

Last 4 weeks

■ Flu A (H1N1)pdm09 ■ Flu A (H3N2) ■ Flu A (Not-subtyped) ■ Flu B

■ Flu A (H1N1)pdm09 ■ Flu A (H3N2) ■ Flu A (Not-subtyped) ■ Flu B

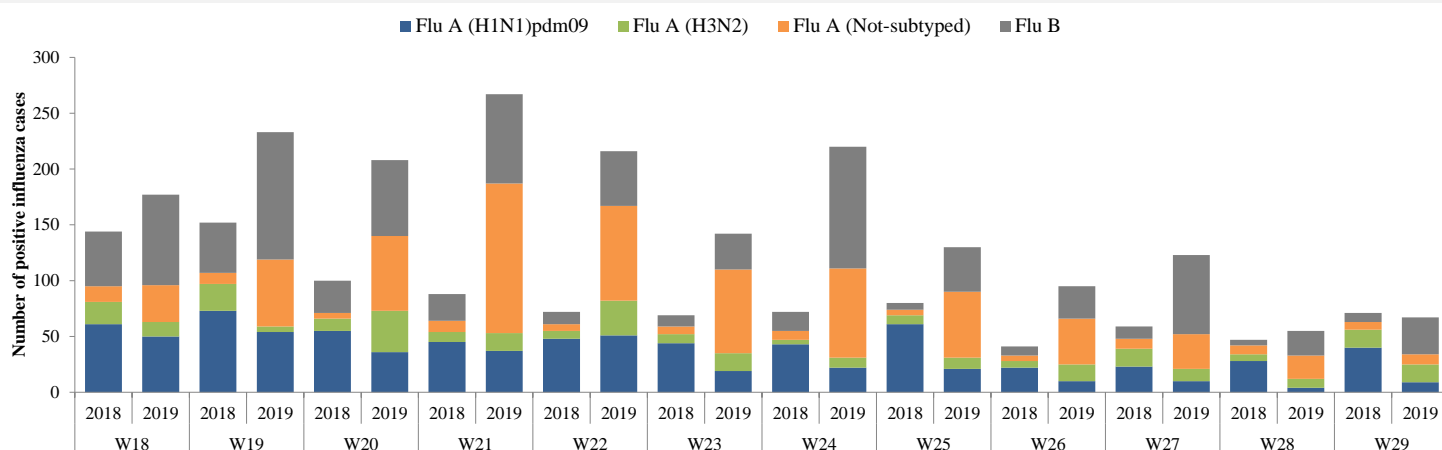


**Table 1. Type and Number of influenza viruses detected from W40/2018 to W29/2019 and during last four weeks**

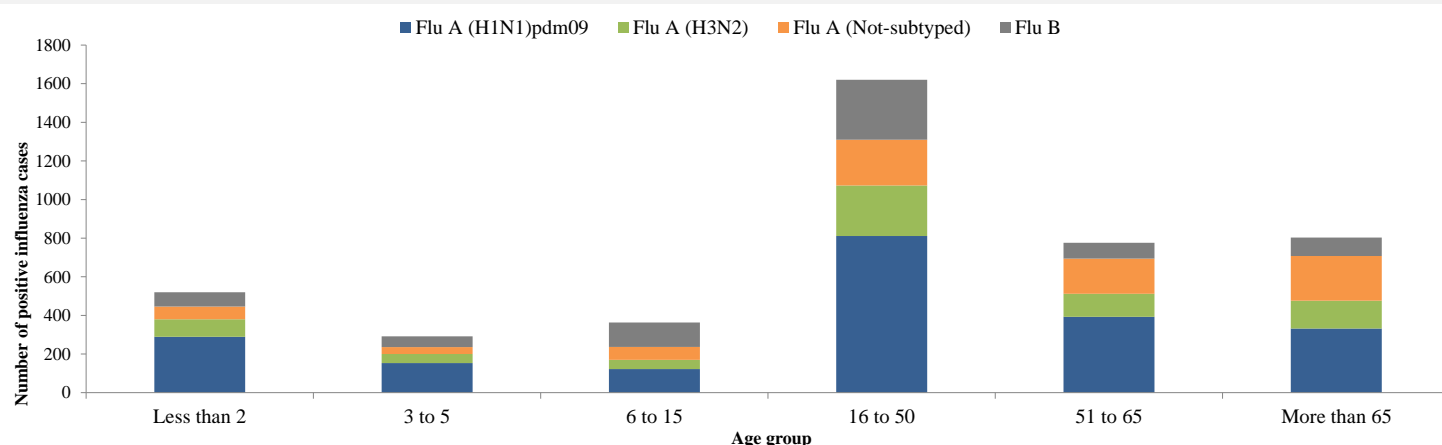
Virus type	W40/2018-W29/2019	Last 4 weeks
	Number (%)	Number (%)
Flu A (H1N1)pdm09	6864 (32)	33 (10)
Flu A (H3N2)	5191 (24)	50 (15)
Flu A (Not-subtyped)	4417 (21)	102 (30)
Flu B	4983 (23)	155 (46)
<b>Total</b>	<b>21455</b>	<b>340</b>

**Figure 3. Comparison of respiratory pathogens detected from tested specimens by last 12 weeks**

**W29/2019**



**Figure 4 Age group distribution of influenza cases by virus type in the EMR from W40/2018 to W29/2019**



**Table 2. Reported cases by country  
W01-W29/2019**

Country	Number of enrolled cases	Tested cases Number (%)	Influenza positive cases Number (%)	Positive cases			
				Flu A			Flu B
				Flu A (H1N1)pdm09	Flu A (H3N2)	Flu A (Not-subtyped)	Number (%)
Afghanistan	1986	1887 (95)	168 (9)	95 (57)	37 (22)	(-)	36 (21)
Bahrain	450	432 (96)	84 (19)	34 (40)	9 (11)	8 (10)	33 (39)
Egypt	6148	6148 (100)	566 (9)	102 (18)	177 (31)	(-)	287 (51)
Iran (Islamic Republic of)	8934	8934 (100)	1748 (20)	52 (3)	1335 (76)	337 (19)	24 (1)
Iraq	581	581 (100)	78 (13)	13 (17)	65 (83)	(-)	(-)
Jordan	455	455 (100)	77 (17)	32 (42)	36 (47)	(-)	9 (12)
Kuwait	5233	5233 (100)	1305 (25)	637 (49)	210 (16)	27 (2)	431 (33)
Lebanon	522	517 (99)	214 (41)	93 (43)	108 (50)	(-)	13 (6)
Morocco	1998	1998 (100)	749 (37)	514 (69)	217 (29)	12 (2)	6 (1)
occupied Palestinian territory	2257	2257 (100)	728 (32)	434 (60)	294 (40)	(-)	(-)
Oman	3439	3203 (93)	423 (13)	155 (37)	74 (17)	(-)	194 (46)
Pakistan	2231	2229 (100)	609 (27)	282 (46)	103 (17)	(-)	224 (37)
Qatar	20341	20341 (100)	3199 (16)	202 (6)	290 (9)	1238 (39)	1469 (46)
Saudi Arabia	7869	2669 (34)	1100 (41)	455 (41)	(-)	300 (27)	345 (31)
Sudan	150	137 (91)	7 (5)	1 (14)	1 (14)	4 (57)	1 (14)
Syrian Arab Republic	98	97 (99)	33 (34)	15 (45)	8 (24)	10 (30)	(-)
Tunisia	460	460 (100)	139 (30)	30 (22)	106 (76)	(-)	3 (2)
United Arab Emirates	138	138 (100)	29 (21)	15 (52)	2 (7)	5 (17)	7 (24)
Yemen	121	(-)	(-)	(-)	(-)	(-)	(-)
<b>Total</b>	<b>63411</b>	<b>57716 (91)</b>	<b>11256 (20)</b>	<b>3161 (28)</b>	<b>3072 (27)</b>	<b>1941 (17)</b>	<b>3082 (27)</b>

Published by the Infectious Hazard Management (IHM) unit, World Health Organization (WHO) Eastern Mediterranean Regional Office (EMRO), Cairo, Egypt.

For Correspondence: Tel. + 20-2-22765797, Fax + 20-2-2765456. E-mail: [emrgooutbreak@who.int](mailto:emrgooutbreak@who.int)

Influenza monthly situation updates are available at: <http://www.emro.who.int/health-topics/influenza/regional-situation-update.html>