

Influenza situation in the Eastern Mediterranean Region

W33/2019 (from 11/08/2019 to 17/08/2019)

Source of data: **EMFLU Network** and **FLUMART**

Figure 1. Number of positive influenza cases and influenza positivity rate per week, 2018-2019

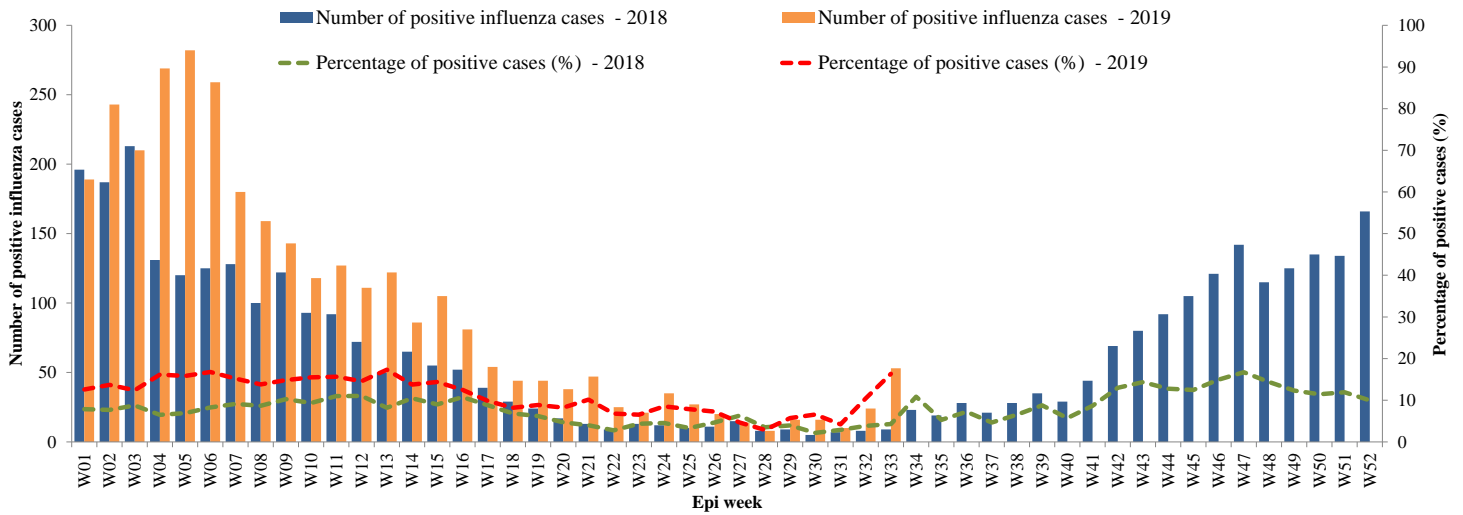


Figure 2. Percentage of circulating virus type by positive influenza cases

W40/2018 - W33/2019

Last 4 weeks

■ Flu A (H1N1)pdm09 ■ Flu A (H3N2) ■ Flu A (Not-subtyped) ■ Flu B

■ Flu A (H1N1)pdm09 ■ Flu A (H3N2) ■ Flu A (Not-subtyped) ■ Flu B

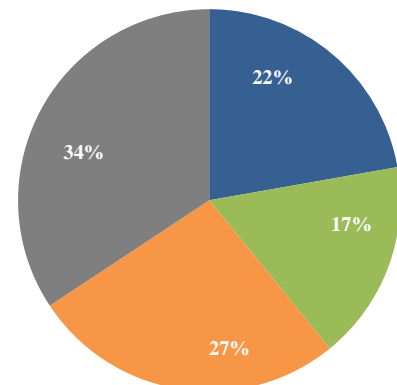
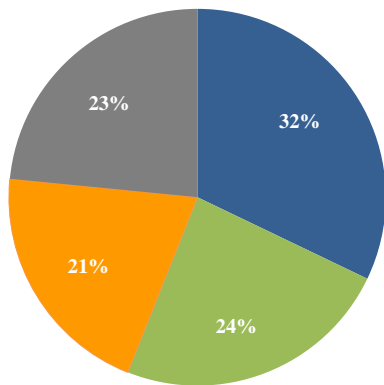


Table 1. Type and Number of influenza viruses detected from W40/2018 to W33/2019 and during last four weeks

Virus type	W40/2018-W33/2019	Last 4 weeks
	Number (%)	Number (%)
Flu A (H1N1)pdm09	7107 (32)	92 (22)
Flu A (H3N2)	5291 (24)	70 (17)
Flu A (Not-subtyped)	4542 (21)	110 (27)
Flu B	5186 (23)	142 (34)
Total	22126	414

Figure 3. Comparison of respiratory pathogens detected from tested specimens by last 12 weeks

W33/2019

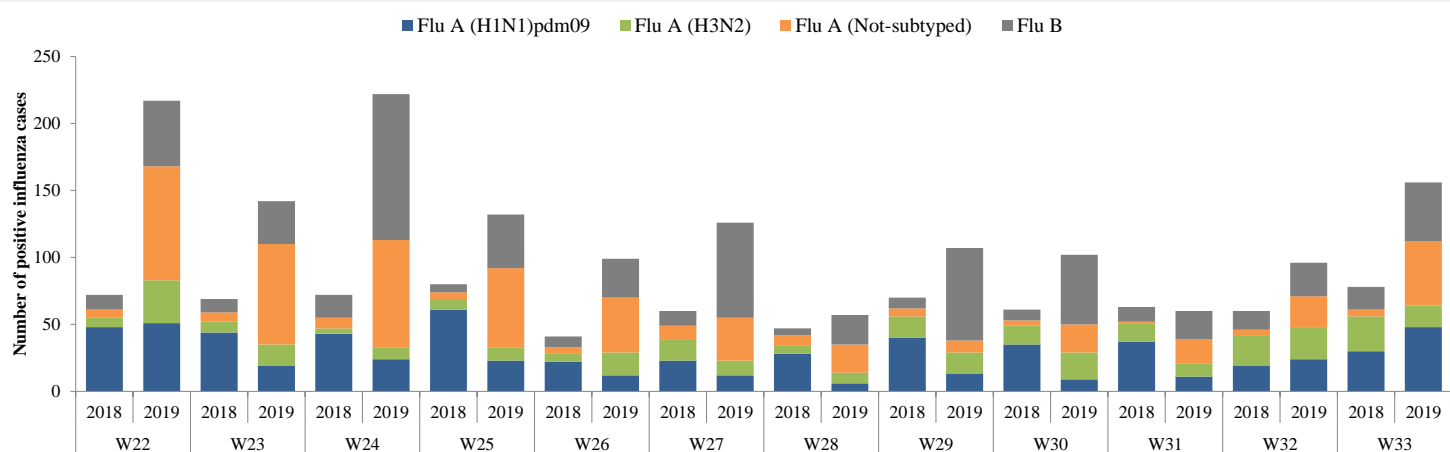


Figure 4 Age group distribution of influenza cases by virus type in the EMR from W40/2018 to W33/2019

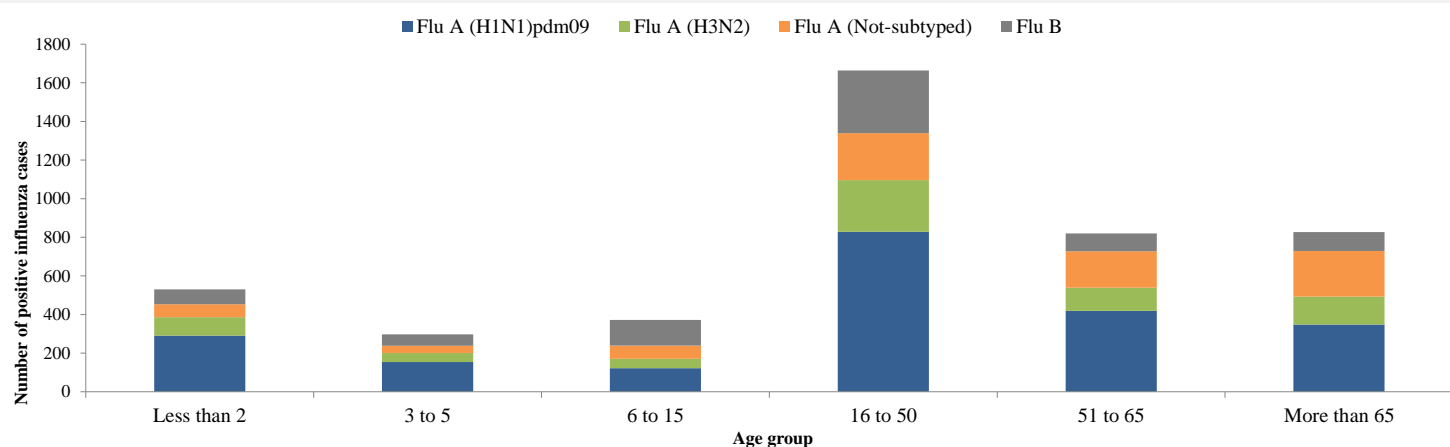


Table 2. Reported cases by country
W01-W33/2019

Country	Number of enrolled cases	Tested cases Number (%)	Influenza positive cases Number (%)	Positive cases			
				Flu A			Flu B
				Flu A (H1N1)pdm09	Flu A (H3N2)	Flu A (Not-subtyped)	Number (%)
Afghanistan	2049	2049 (100)	169 (8)	95 (56)	37 (22)	(-)	37 (22)
Bahrain	486	467 (96)	89 (19)	39 (44)	9 (10)	8 (9)	33 (37)
Egypt	6691	6691 (100)	654 (10)	106 (16)	179 (27)	(-)	369 (56)
Iran (Islamic Republic of)	9093	9093 (100)	1751 (19)	52 (3)	1335 (76)	337 (19)	27 (2)
Iraq	596	596 (100)	78 (13)	13 (17)	65 (83)	(-)	(-)
Jordan	510	510 (100)	78 (15)	32 (41)	36 (46)	(-)	10 (13)
Kuwait	5480	5480 (100)	1336 (24)	643 (48)	215 (16)	29 (2)	449 (34)
Lebanon	554	543 (98)	217 (40)	94 (43)	110 (51)	(-)	13 (6)
Morocco	1998	1998 (100)	749 (37)	514 (69)	217 (29)	12 (2)	6 (1)
occupied Palestinian territory	2359	2359 (100)	731 (31)	434 (59)	297 (41)	(-)	(-)
Oman	3751	3512 (94)	471 (13)	176 (37)	85 (18)	(-)	210 (45)
Pakistan	2285	2285 (100)	609 (27)	282 (46)	103 (17)	(-)	224 (37)
Qatar	21730	21730 (100)	3401 (16)	213 (6)	342 (10)	1332 (39)	1514 (45)
Saudi Arabia	8696	8292 (95)	1176 (14)	504 (43)	(-)	313 (27)	359 (31)
Sudan	191	171 (90)	8 (5)	1 (13)	1 (13)	5 (63)	1 (13)
Syrian Arab Republic	98	97 (99)	33 (34)	15 (45)	8 (24)	10 (30)	(-)
Tunisia	631	460 (73)	197 (43)	57 (29)	130 (66)	(-)	10 (5)
United Arab Emirates	147	147 (100)	32 (22)	15 (47)	3 (9)	7 (22)	7 (22)
Yemen	572	562 (98)	147 (26)	118 (80)	(-)	13 (9)	16 (11)
Total	67917	67042 (99)	11926 (18)	3403 (29)	3172 (27)	2066 (17)	3285 (28)

Published by the Infectious Hazard Management (IHM) unit, World Health Organization (WHO)
Eastern Mediterranean Regional Office (EMRO), Cairo, Egypt.

For Correspondence: Tel. + 20-2-22765797, Fax + 20-2-2765456. E-mail: emrgooutbreak@who.int
Influenza monthly situation updates are available at: <http://www.emro.who.int/health-topics/influenza/regional-situation-update.html>