

# Influenza situation in the Eastern Mediterranean Region

W36/2019 (from 01/09/2019 to 07/09/2019)

Source of data: EMFLU Network and FLUMART

Figure 1. Number of positive influenza cases and influenza positivity rate per week, 2018-2019

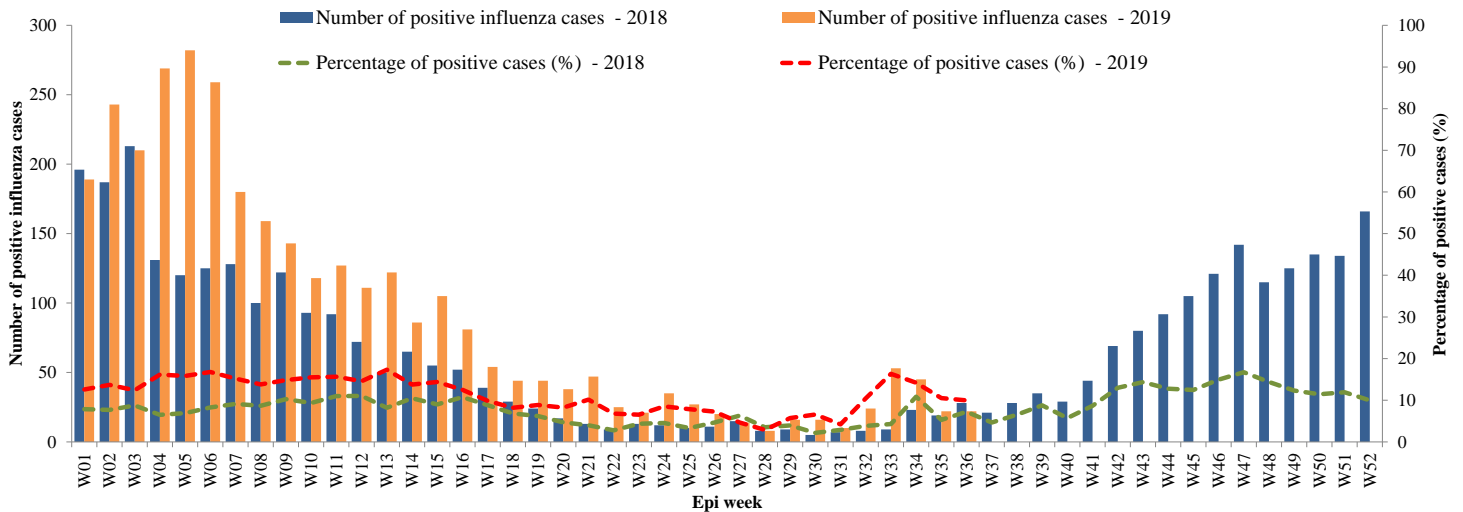


Figure 2. Percentage of circulating virus type by positive influenza cases

W40/2018 - W36/2019

Last 4 weeks

Flu A (H1N1)pdm09   Flu A (H3N2)   Flu A (Not-subtyped)   Flu B

Flu A (H1N1)pdm09   Flu A (H3N2)   Flu A (Not-subtyped)   Flu B

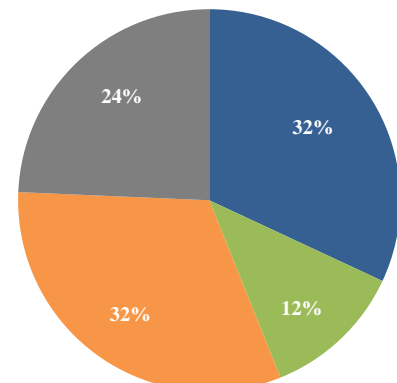
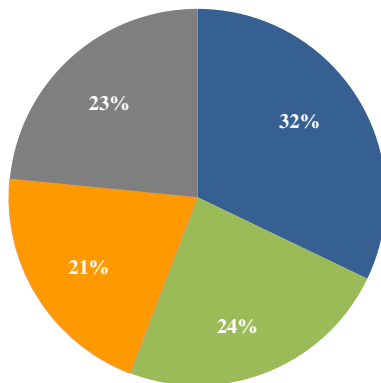
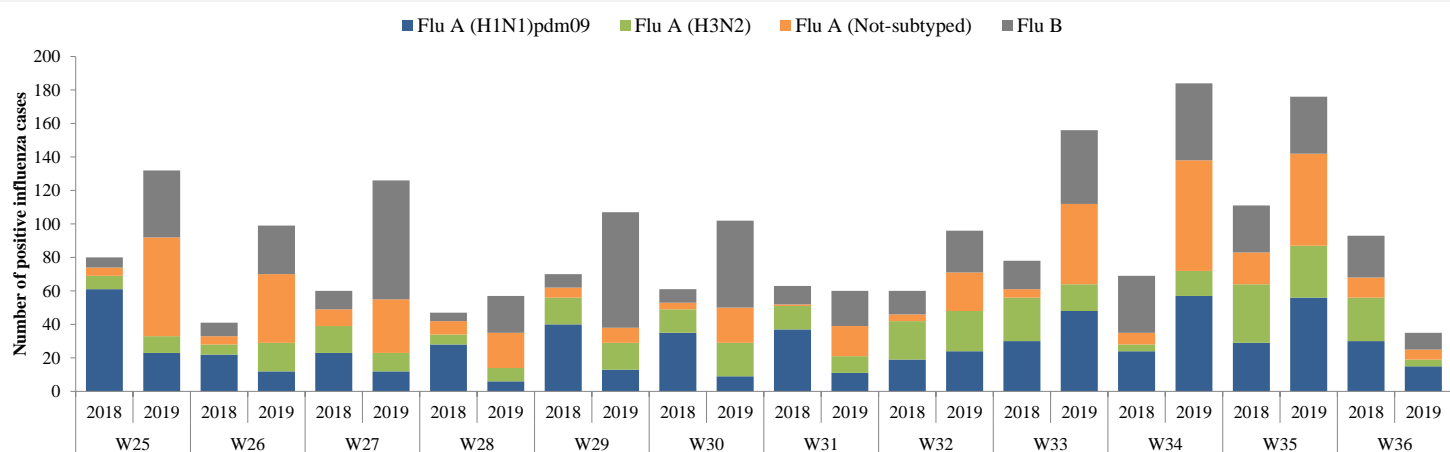


Table 1. Type and Number of influenza viruses detected from W40/2018 to W36/2019 and during last four weeks

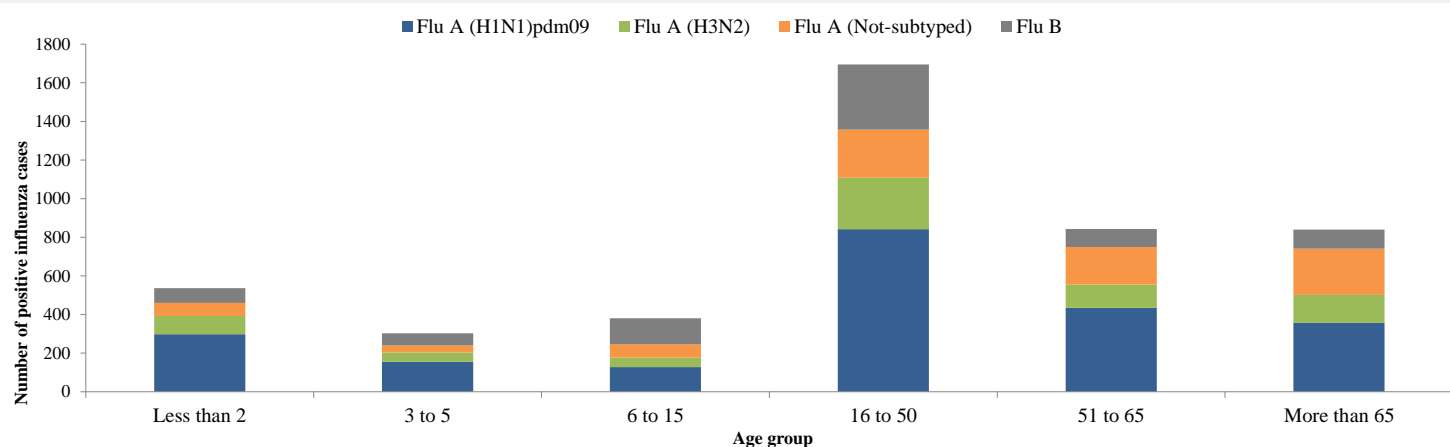
Virus type	W40/2018-W36/2019	Last 4 weeks
	Number (%)	Number (%)
Flu A (H1N1)pdm09	7235 (32)	176 (32)
Flu A (H3N2)	5341 (24)	66 (12)
Flu A (Not-subtyped)	4669 (21)	175 (32)
Flu B	5276 (23)	134 (24)
<b>Total</b>	<b>22521</b>	<b>551</b>

**Figure 3. Comparison of respiratory pathogens detected from tested specimens by last 12 weeks**

W36/2019



**Figure 4 Age group distribution of influenza cases by virus type in the EMR from W40/2018 to W36/2019**



**Table 2. Reported cases by country  
W01-W36/2019**

Country	Number of enrolled cases	Tested cases Number (%)	Influenza positive cases Number (%)	Positive cases			
				Flu A			Flu B
				Flu A (H1N1)pdm09	Flu A (H3N2)	Flu A (Not-subtyped)	Number (%)
Afghanistan	2221	2124 (96)	169 (8)	95 (56)	37 (22)	(-)	37 (22)
Bahrain	512	493 (96)	92 (19)	41 (45)	9 (10)	8 (9)	34 (37)
Egypt	6757	6757 (100)	666 (10)	108 (16)	179 (27)	(-)	379 (57)
Iran (Islamic Republic of)	9380	9380 (100)	1771 (19)	67 (4)	1339 (76)	337 (19)	28 (2)
Iraq	609	609 (100)	78 (13)	13 (17)	65 (83)	(-)	(-)
Jordan	511	511 (100)	78 (15)	32 (41)	36 (46)	(-)	10 (13)
Kuwait	5612	5612 (100)	1362 (24)	651 (48)	218 (16)	30 (2)	463 (34)
Lebanon	564	553 (98)	217 (39)	94 (43)	110 (51)	(-)	13 (6)
Morocco	1998	1998 (100)	749 (37)	514 (69)	217 (29)	12 (2)	6 (1)
occupied Palestinian territory	2359	2359 (100)	731 (31)	434 (59)	297 (41)	(-)	(-)
Oman	4044	3799 (94)	530 (14)	201 (38)	95 (18)	(-)	234 (44)
Pakistan	2285	2285 (100)	609 (27)	282 (46)	103 (17)	(-)	224 (37)
Qatar	22707	22707 (100)	3615 (16)	246 (7)	375 (10)	1446 (40)	1548 (43)
Saudi Arabia	9269	8796 (95)	1237 (14)	547 (44)	(-)	325 (26)	365 (30)
Sudan	204	171 (84)	8 (5)	1 (13)	1 (13)	5 (63)	1 (13)
Syrian Arab Republic	98	97 (99)	33 (34)	15 (45)	8 (24)	10 (30)	(-)
Tunisia	631	460 (73)	197 (43)	57 (29)	130 (66)	(-)	10 (5)
United Arab Emirates	155	155 (100)	32 (21)	15 (47)	3 (9)	7 (22)	7 (22)
Yemen	576	566 (98)	147 (26)	118 (80)	(-)	13 (9)	16 (11)
<b>Total</b>	<b>70492</b>	<b>69432 (98)</b>	<b>12321 (18)</b>	<b>3531 (29)</b>	<b>3222 (26)</b>	<b>2193 (18)</b>	<b>3375 (27)</b>

Published by the Infectious Hazard Management (IHM) unit, World Health Organization (WHO)  
Eastern Mediterranean Regional Office (EMRO), Cairo, Egypt.

For Correspondence: Tel. + 20-2-22765797, Fax + 20-2-2765456. E-mail: [emrgooutbreak@who.int](mailto:emrgooutbreak@who.int)  
Influenza monthly situation updates are available at: <http://www.emro.who.int/health-topics/influenza/regional-situation-update.html>