

Influenza situation in the Eastern Mediterranean Region

W42/2019 (from 13/10/2019 to 19/10/2019)

Source of data: EMFLU Network and FLUMART

Figure 1. Number of positive influenza cases and influenza positivity rate per week, 2018-2019

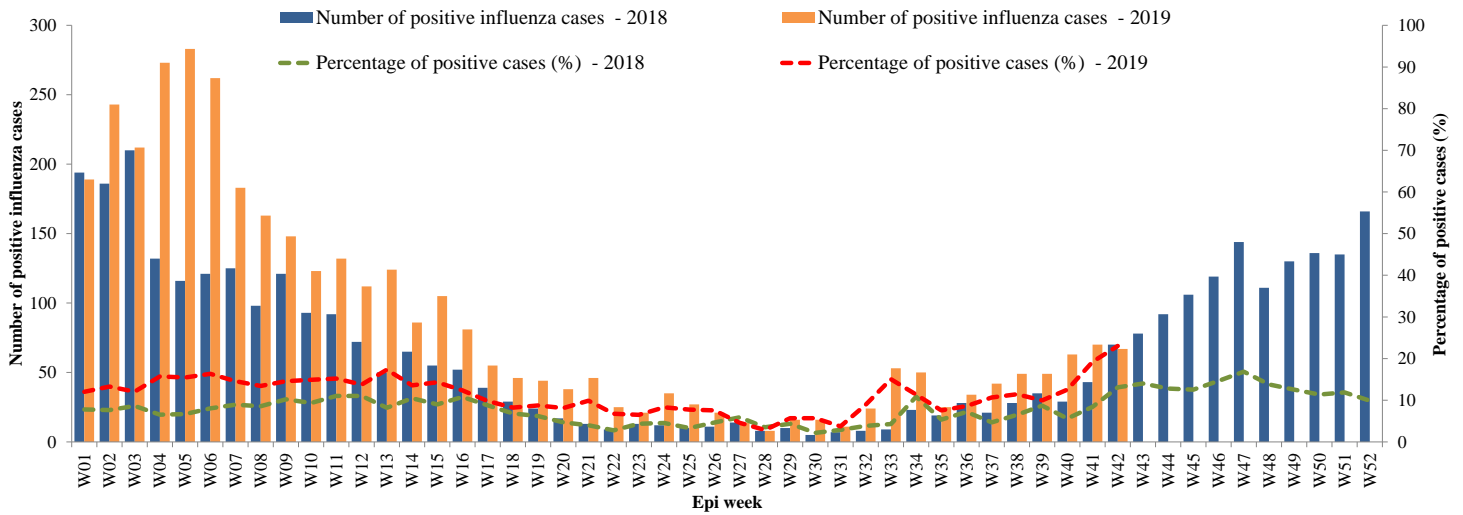


Figure 2. Percentage of circulating virus type by positive influenza cases

W40/2018 - W42/2019

Last 4 weeks

■ Flu A (H1N1)pdm09 ■ Flu A (H3N2) ■ Flu A (Not-subtyped) ■ Flu B

■ Flu A (H1N1)pdm09 ■ Flu A (H3N2) ■ Flu A (Not-subtyped) ■ Flu B

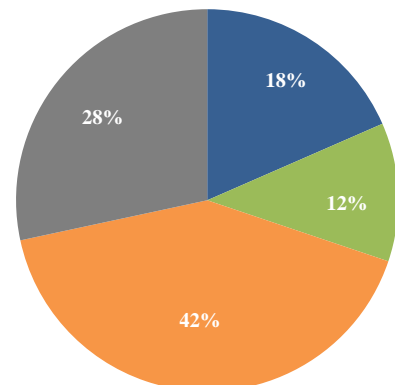
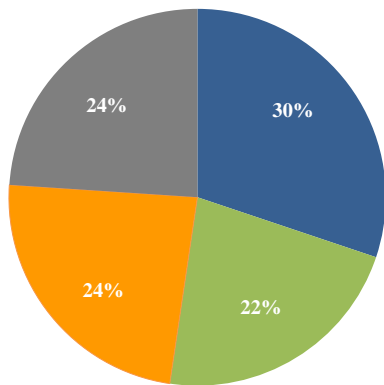


Table 1. Type and Number of influenza viruses detected from W40/2018 to W42/2019 and during last four weeks

Virus type	W40/2018-W42/2019	Last 4 weeks
	Number (%)	Number (%)
Flu A (H1N1)pdm09	7896 (30)	489 (18)
Flu A (H3N2)	5808 (22)	311 (12)
Flu A (Not-subtyped)	6206 (24)	1099 (41)
Flu B	6271 (24)	752 (28)
Total	26181	2651

Figure 3. Comparison of respiratory pathogens detected from tested specimens by last 12 weeks

W42/2019

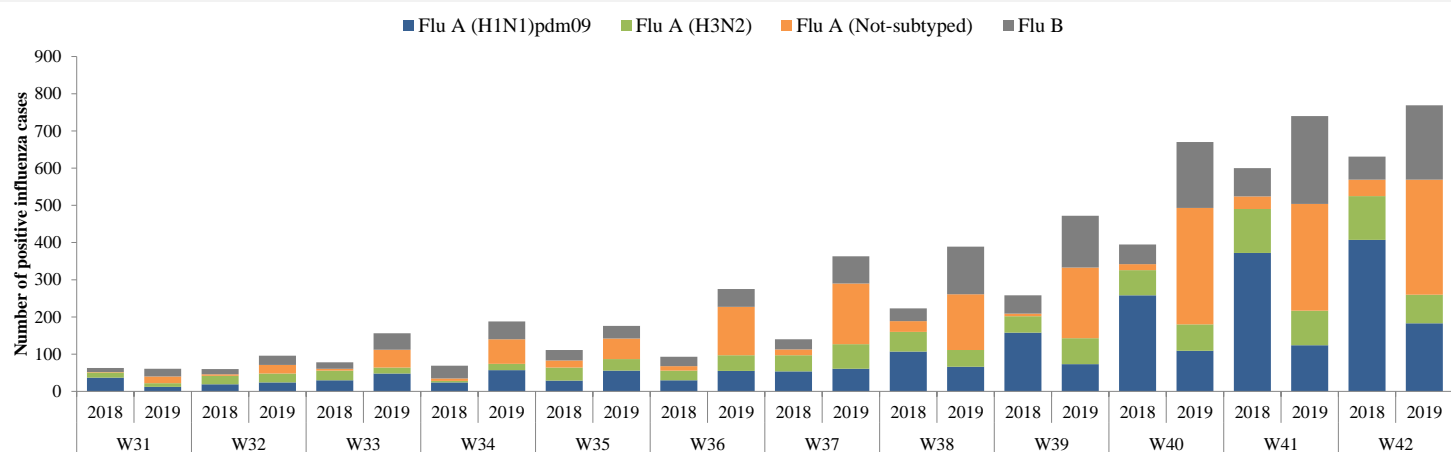
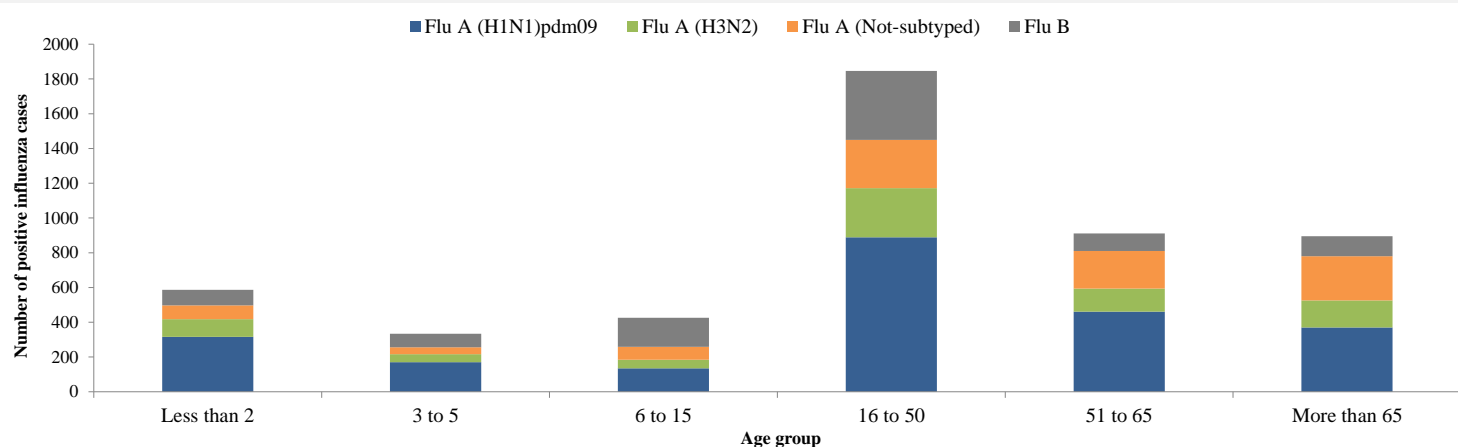


Figure 4 Age group distribution of influenza cases by virus type in the EMR from W40/2018 to W42/2019



**Table 2. Reported cases by country
W01-W42/2019**

Country	Number of enrolled cases	Tested cases Number (%)	Influenza positive cases Number (%)	Positive cases			
				Flu A			Flu B
				Flu A (H1N1)pdm09	Flu A (H3N2)	Flu A (Not-subtyped)	Number (%)
Afghanistan	2474	2465 (100)	175 (7)	97 (55)	37 (21)	(-)	41 (23)
Bahrain	611	585 (96)	110 (19)	56 (51)	9 (8)	9 (8)	36 (33)
Egypt	6824	6824 (100)	704 (10)	117 (17)	179 (25)	(-)	408 (58)
Iran (Islamic Republic of)	10629	10629 (100)	1931 (18)	148 (8)	1348 (70)	402 (21)	33 (2)
Iraq	647	647 (100)	78 (12)	13 (17)	65 (83)	(-)	(-)
Jordan	675	675 (100)	78 (12)	32 (41)	36 (46)	(-)	10 (13)
Kuwait	7152	7152 (100)	2164 (30)	888 (41)	298 (14)	39 (2)	939 (43)
Lebanon	593	576 (97)	219 (38)	94 (43)	110 (50)	(-)	15 (7)
Morocco	2067	2067 (100)	750 (36)	514 (69)	217 (29)	12 (2)	7 (1)
occupied Palestinian territory	2420	2420 (100)	734 (30)	434 (59)	300 (41)	(-)	(-)
Oman	5593	5312 (95)	975 (18)	380 (39)	196 (20)	(-)	399 (41)
Pakistan	2374	2370 (100)	611 (26)	282 (46)	103 (17)	(-)	226 (37)
Qatar	29151	29151 (100)	5609 (19)	306 (5)	641 (11)	2869 (51)	1793 (32)
Saudi Arabia	10374	9824 (95)	1403 (14)	621 (44)	(-)	357 (25)	425 (30)
Sudan	235	227 (97)	14 (6)	1 (7)	2 (14)	10 (71)	1 (7)
Syrian Arab Republic	98	97 (99)	33 (34)	15 (45)	8 (24)	10 (30)	(-)
Tunisia	650	478 (74)	202 (42)	58 (29)	133 (66)	(-)	11 (5)
United Arab Emirates	950	897 (94)	40 (4)	16 (40)	6 (15)	9 (23)	9 (23)
Yemen	595	585 (98)	147 (25)	118 (80)	(-)	13 (9)	16 (11)
Total	84112	82981 (99)	15977 (19)	4190 (26)	3688 (23)	3730 (23)	4369 (27)

Published by the Infectious Hazard Management (IHM) unit, World Health Organization (WHO)
Eastern Mediterranean Regional Office (EMRO), Cairo, Egypt.

For Correspondence: Tel. + 20-2-22765797, Fax + 20-2-2765456. E-mail: emrgooutbreak@who.int
Influenza monthly situation updates are available at: <http://www.emro.who.int/health-topics/influenza/regional-situation-update.html>