

Influenza situation in the Eastern Mediterranean Region

W44/2019 (from 27/10/2019 to 02/11/2019)

Source of data: EMFLU Network and FLUMART

Figure 1. Number of positive influenza cases and influenza positivity rate per week, 2018-2019

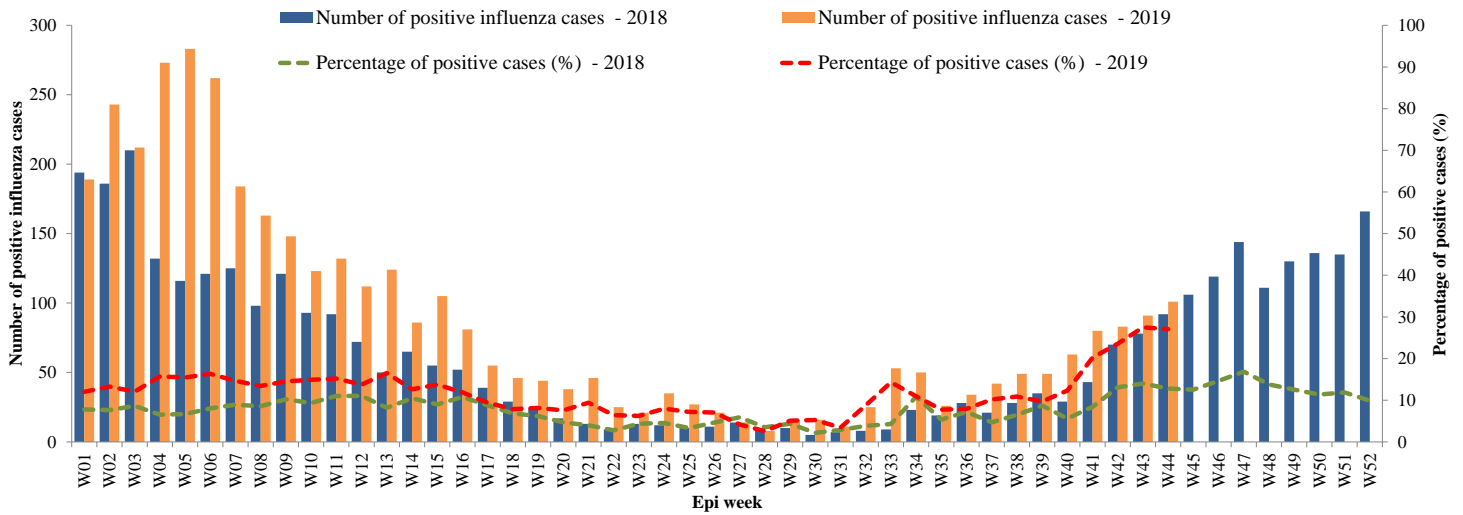


Figure 2. Percentage of circulating virus type by positive influenza cases

W40/2018 - W44/2019

Last 4 weeks

■ Flu A (H1N1)pdm09 ■ Flu A (H3N2) ■ Flu A (Not-subtyped) ■ Flu B

■ Flu A (H1N1)pdm09 ■ Flu A (H3N2) ■ Flu A (Not-subtyped) ■ Flu B

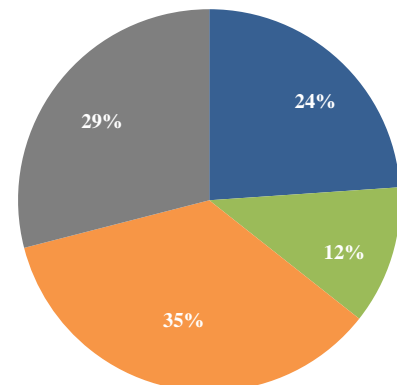
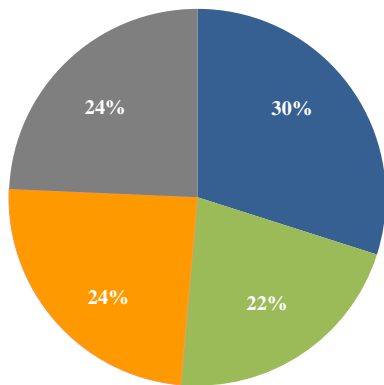


Table 1. Type and Number of influenza viruses detected from W40/2018 to W44/2019 and during last four weeks

Virus type	W40/2018-W44/2019	Last 4 weeks
	Number (%)	Number (%)
Flu A (H1N1)pdm09	8411 (30)	822 (24)
Flu A (H3N2)	6041 (21)	403 (12)
Flu A (Not-subtyped)	6826 (24)	1215 (35)
Flu B	6833 (24)	997 (29)
Total	28111	3437

Figure 3. Comparison of respiratory pathogens detected from tested specimens by last 12 weeks

W44/2019

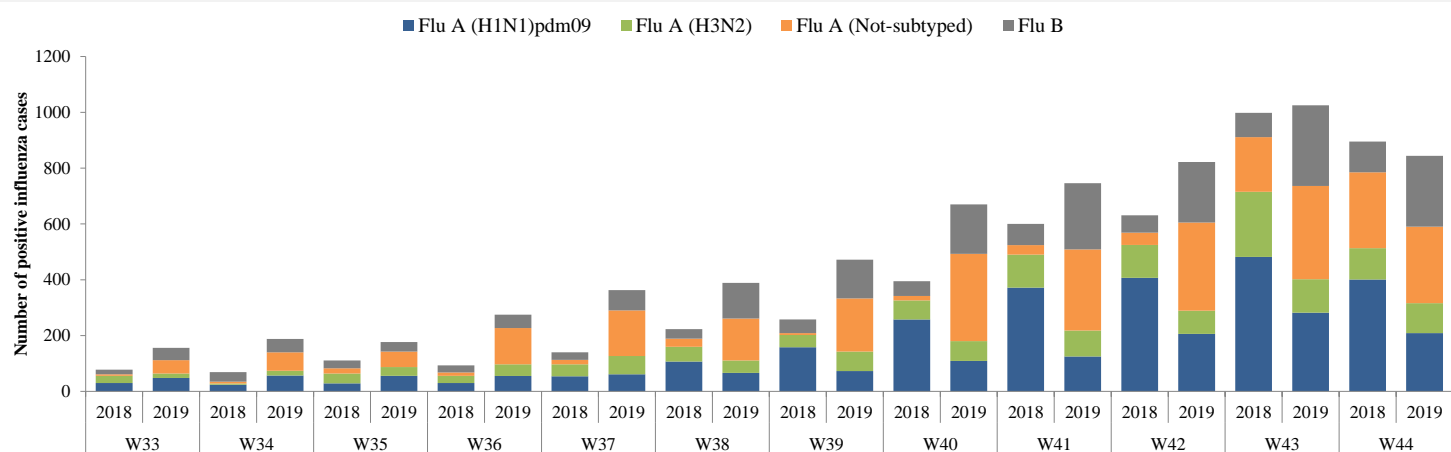
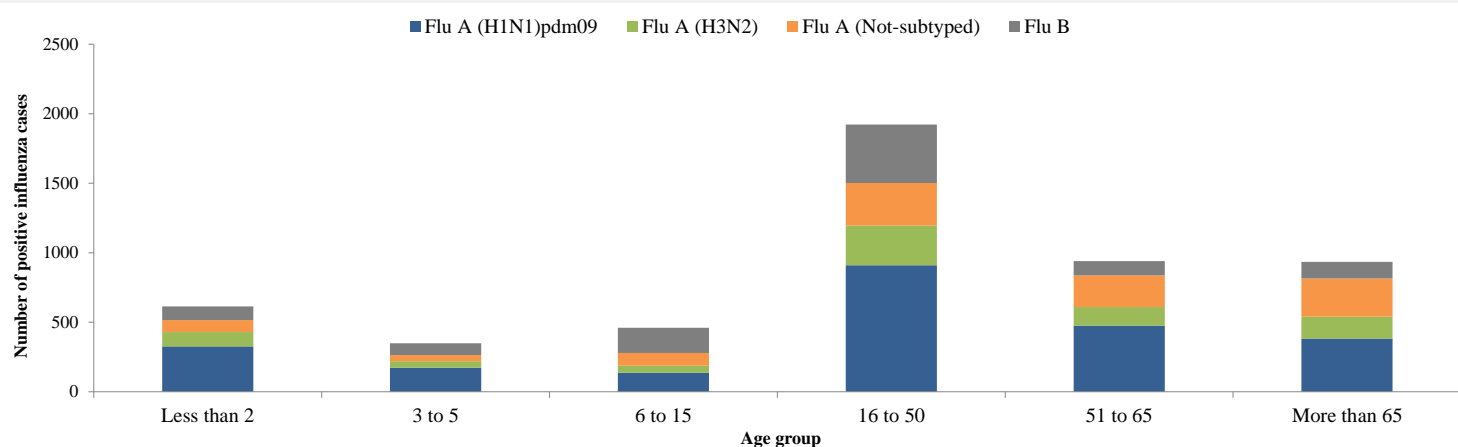


Figure 4 Age group distribution of influenza cases by virus type in the EMR from W40/2018 to W44/2019



**Table 2. Reported cases by country
W01-W44/2019**

Country	Number of enrolled cases	Tested cases Number (%)	Influenza positive cases Number (%)	Positive cases			
				Flu A			Flu B
				Flu A (H1N1)pdm09	Flu A (H3N2)	Flu A (Not-subtyped)	Number (%)
Afghanistan	2681	2569 (96)	177 (7)	97 (55)	37 (21)	(-)	43 (24)
Bahrain	682	650 (95)	126 (19)	70 (56)	9 (7)	9 (7)	38 (30)
Egypt	6789	6789 (100)	706 (10)	117 (17)	179 (25)	(-)	410 (58)
Iran (Islamic Republic of)	11512	11512 (100)	2149 (19)	291 (14)	1361 (63)	459 (21)	38 (2)
Iraq	658	658 (100)	85 (13)	19 (22)	66 (78)	(-)	(-)
Jordan	722	722 (100)	78 (11)	32 (41)	36 (46)	(-)	10 (13)
Kuwait	8246	8246 (100)	2858 (35)	1135 (40)	410 (14)	52 (2)	1261 (44)
Lebanon	598	581 (97)	220 (38)	94 (43)	110 (50)	(-)	16 (7)
Morocco	2067	2067 (100)	750 (36)	514 (69)	217 (29)	12 (2)	7 (1)
occupied Palestinian territory	2420	2420 (100)	734 (30)	434 (59)	300 (41)	(-)	(-)
Oman	5929	5645 (95)	1050 (19)	409 (39)	204 (19)	(-)	437 (42)
Pakistan	2374	2370 (100)	611 (26)	282 (46)	103 (17)	(-)	226 (37)
Qatar	31456	31456 (100)	6367 (20)	326 (5)	740 (12)	3356 (53)	1945 (31)
Saudi Arabia	10904	10000 (92)	1558 (16)	676 (43)	(-)	420 (27)	462 (30)
Sudan	235	227 (97)	14 (6)	1 (7)	2 (14)	10 (71)	1 (7)
Syrian Arab Republic	98	97 (99)	33 (34)	15 (45)	8 (24)	10 (30)	(-)
Tunisia	663	491 (74)	202 (41)	58 (29)	133 (66)	(-)	11 (5)
United Arab Emirates	1588	1471 (93)	41 (3)	16 (39)	6 (15)	9 (22)	10 (24)
Yemen	604	594 (98)	148 (25)	119 (80)	(-)	13 (9)	16 (11)
Total	90226	88565 (98)	17907 (20)	4705 (26)	3921 (22)	4350 (24)	4931 (28)

Published by the Infectious Hazard Management (IHM) unit, World Health Organization (WHO)
Eastern Mediterranean Regional Office (EMRO), Cairo, Egypt.

For Correspondence: Tel. + 20-2-22765797, Fax + 20-2-2765456. E-mail: emrgooutbreak@who.int
Influenza monthly situation updates are available at: <http://www.emro.who.int/health-topics/influenza/regional-situation-update.html>