

Influenza situation in the Eastern Mediterranean Region

W45/2018 (from 04/11/2018 to 10/11/2018)

Source of data: EMFLU Network and FLUMART

Figure 1. Number of positive influenza cases and influenza positivity rate per week, 2017-2018

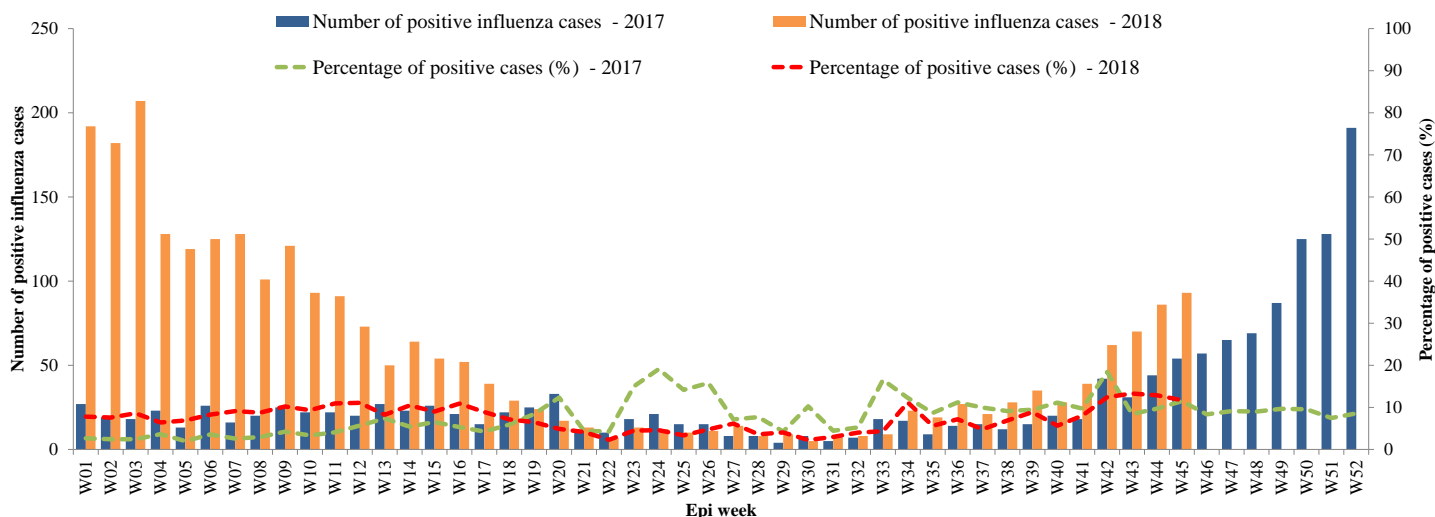


Figure 2. Percentage of circulating virus type by positive influenza cases

W40/2017 - W45/2018

Last 4 weeks

■ Flu A (H1N1)pdm09 ■ Flu A (H3N2) ■ Flu A (Not-subtyped) ■ Flu B

■ Flu A (H1N1)pdm09 ■ Flu A (H3N2) ■ Flu A (Not-subtyped) ■ Flu B

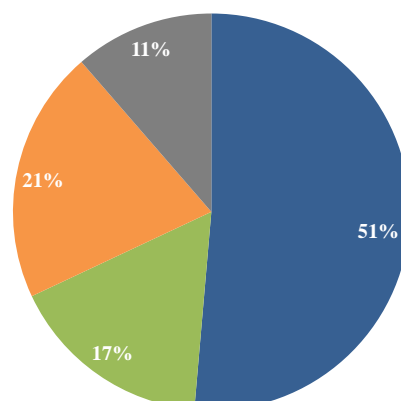
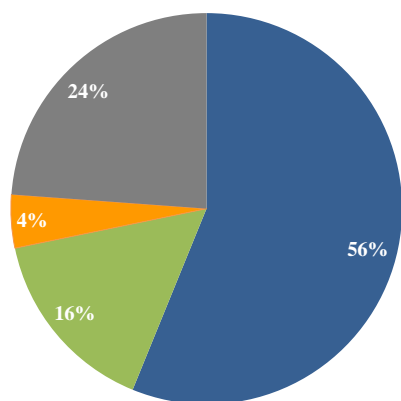


Table 1. Type and Number of influenza viruses detected from W40/2017 to W45/2018 and during last four weeks

Virus type	W40/2017-W45/2018	Last 4 weeks
	Number (%)	Number (%)
Flu A (H1N1)pdm09	16595 (56)	1763 (51)
Flu A (H3N2)	4609 (16)	571 (17)
Flu A (Not-subtyped)	1298 (4)	708 (21)
Flu B	7046 (24)	390 (11)
Total	29548	3432

Figure 3. Comparison of respiratory pathogens detected from tested specimens by last 12 weeks

W45/2018

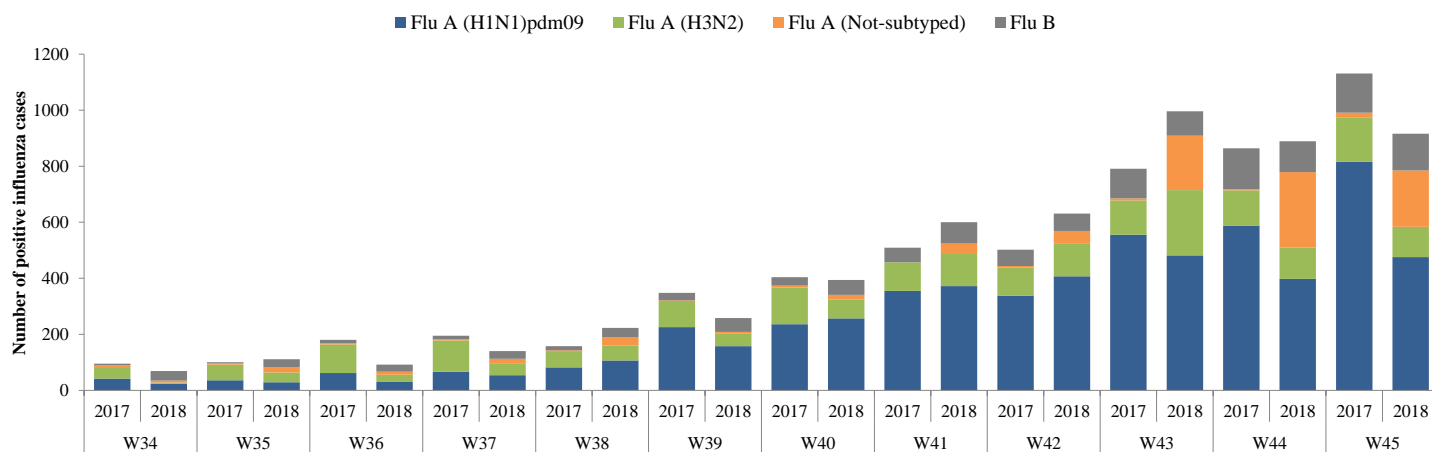
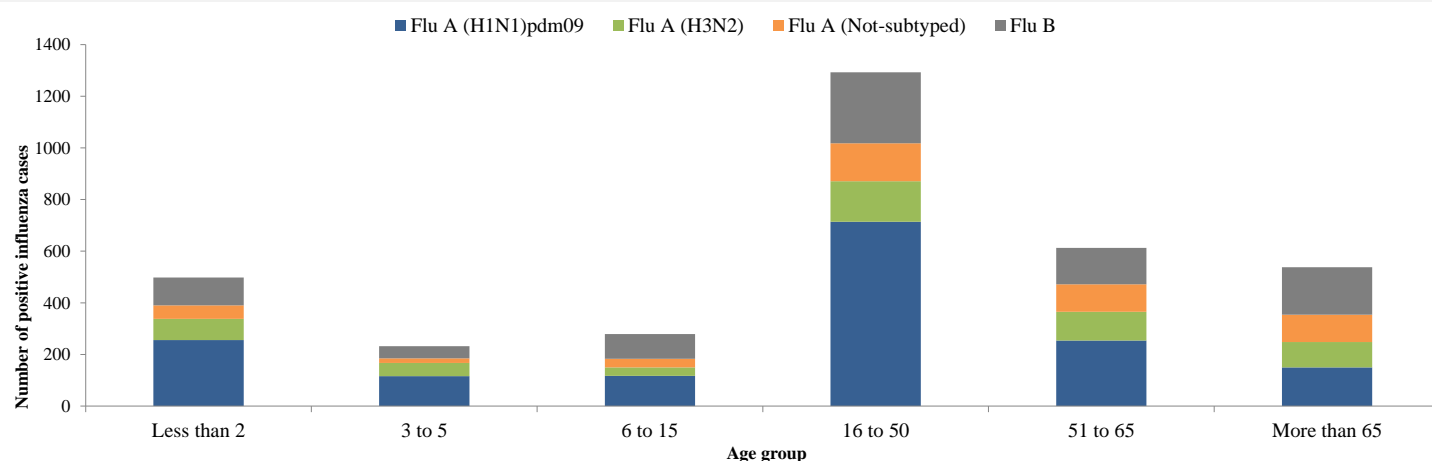


Figure 4 Age group distribution of influenza cases by virus type in the EMR from W40/2017 to W45/2018



**Table 2. Reported cases by country
W01-W45/2018**

Country	Number of enrolled cases	Tested cases Number (%)	Influenza positive cases Number (%)	Positive cases			
				Flu A			Flu B
				Flu A (H1N1)pdm09	Flu A (H3N2)	Flu A (Not-subtyped)	Number (%)
Afghanistan	2676	2666 (100)	145 (5)	44 (30)	53 (37)	(-)	48 (33)
Bahrain	590	576 (98)	163 (28)	64 (39)	33 (20)	12 (7)	54 (33)
Egypt	10393	10393 (100)	1727 (17)	772 (45)	402 (23)	2 (0)	551 (32)
Iran (Islamic Republic of)	7507	7507 (100)	675 (9)	228 (34)	177 (26)	8 (1)	262 (39)
Iraq	1272	1272 (100)	279 (22)	202 (72)	8 (3)	(-)	69 (25)
Jordan	1853	1853 (100)	251 (14)	168 (67)	4 (2)	2 (1)	77 (31)
Kuwait	7100	6930 (98)	1391 (20)	373 (27)	339 (24)	4 (0)	675 (49)
Lebanon	665	662 (100)	124 (19)	37 (30)	39 (31)	3 (2)	45 (36)
Morocco	1296	1296 (100)	310 (24)	50 (16)	108 (35)	(-)	152 (49)
occupied Palestinian territory	1331	1331 (100)	288 (22)	253 (88)	6 (2)	6 (2)	23 (8)
Oman	5901	5771 (98)	969 (17)	288 (30)	414 (43)	(-)	267 (28)
Pakistan	2874	2874 (100)	803 (28)	514 (64)	231 (29)	(-)	58 (7)
Qatar	35381	35381 (100)	8095 (23)	4277 (53)	864 (11)	802 (10)	2152 (27)
Saudi Arabia	6717	6421 (96)	813 (13)	162 (20)	(-)	331 (41)	320 (39)
Sudan	299	299 (100)	27 (9)	1 (4)	7 (26)	14 (52)	5 (19)
Syrian Arab Republic	106	106 (100)	22 (21)	10 (45)	(-)	3 (14)	9 (41)
Tunisia	1277	1276 (100)	314 (25)	213 (68)	82 (26)	(-)	19 (6)
Yemen	470	21 (4)	7 (33)	3 (43)	(-)	2 (29)	2 (29)
Total	87708	86635 (99)	16403 (19)	7659 (47)	2767 (17)	1189 (7)	4788 (29)

Published by the Infectious Hazard Management (IHM) unit, World Health Organization (WHO)
Eastern Mediterranean Regional Office (EMRO), Cairo, Egypt.

For Correspondence: Tel. + 20-2-22765797, Fax + 20-2-2765456. E-mail: emrgooutbreak@who.int

Influenza monthly situation updates are available at: <http://www.emro.who.int/health-topics/influenza/regional-situation-update.html>