

Influenza situation in the Eastern Mediterranean Region

W47/2018 (from 18/11/2018 to 24/11/2018)

Source of data: EMFLU Network and FLUMART

Figure 1. Number of positive influenza cases and influenza positivity rate per week, 2017-2018

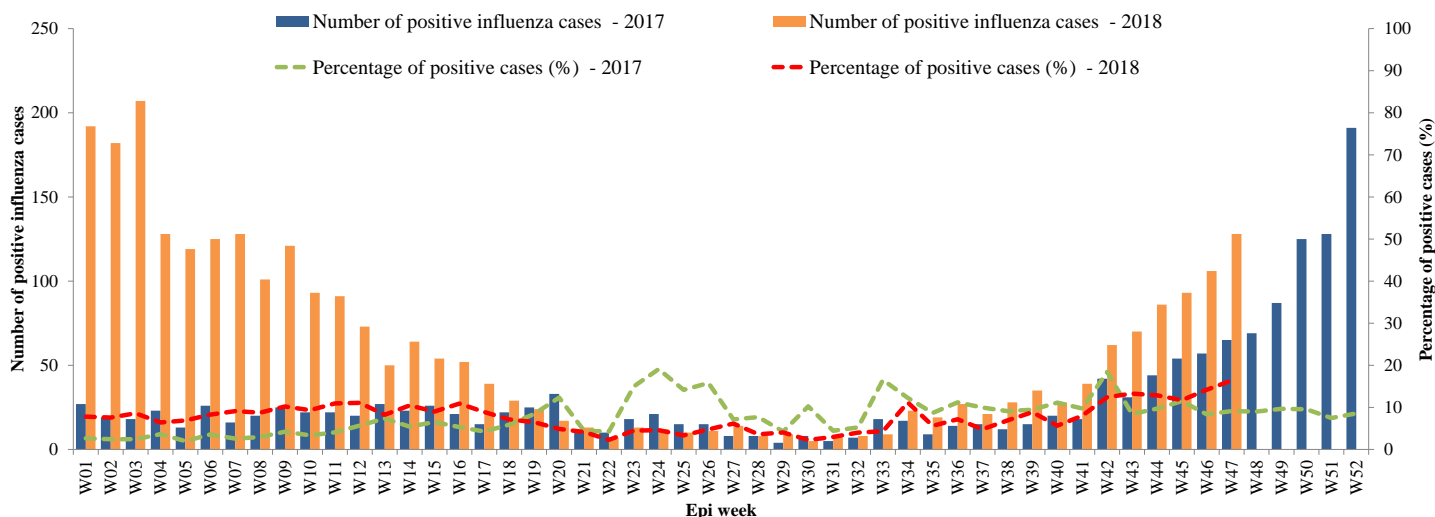


Figure 2. Percentage of circulating virus type by positive influenza cases

W40/2017 - W47/2018

Last 4 weeks

■ Flu A (H1N1)pdm09 ■ Flu A (H3N2) ■ Flu A (Not-subtyped) ■ Flu B

■ Flu A (H1N1)pdm09 ■ Flu A (H3N2) ■ Flu A (Not-subtyped) ■ Flu B

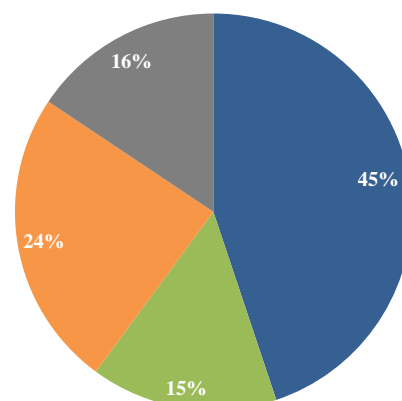
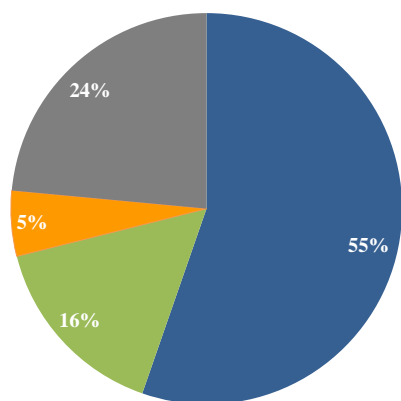


Table 1. Type and Number of influenza viruses detected from W40/2017 to W47/2018 and during last four weeks

Virus type	W40/2017-W47/2018	Last 4 weeks
	Number (%)	Number (%)
Flu A (H1N1)pdm09	17315 (55)	1594 (45)
Flu A (H3N2)	4930 (16)	541 (15)
Flu A (Not-subtyped)	1691 (5)	863 (24)
Flu B	7360 (24)	555 (16)
Total	31296	3553

Figure 3. Comparison of respiratory pathogens detected from tested specimens by last 12 weeks

W47/2018

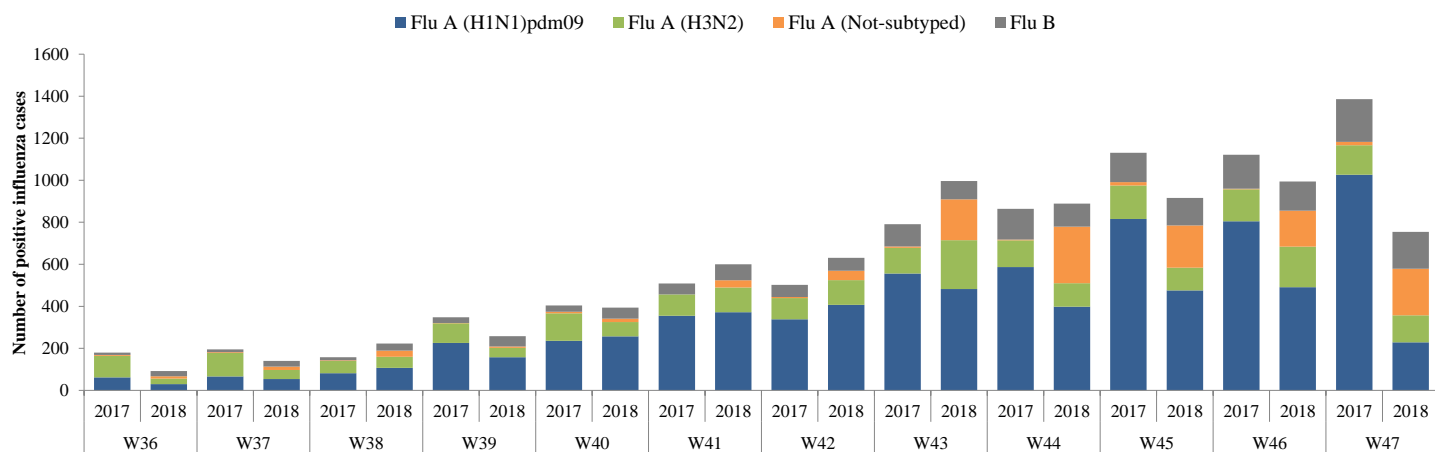
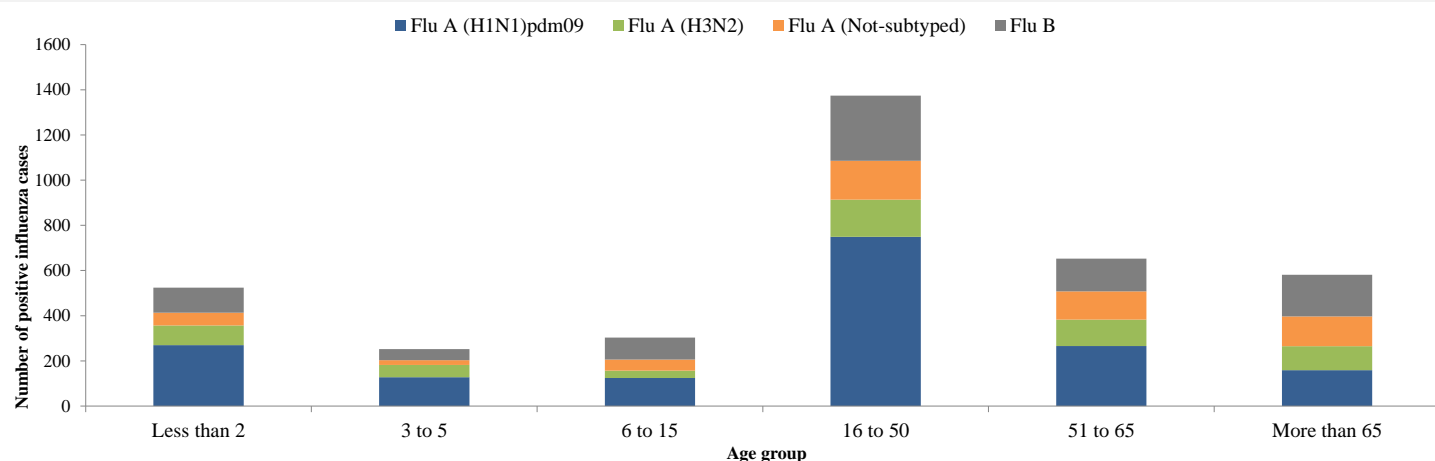


Figure 4 Age group distribution of influenza cases by virus type in the EMR from W40/2017 to W47/2018



**Table 2. Reported cases by country
W01-W47/2018**

Country	Number of enrolled cases	Tested cases Number (%)	Influenza positive cases Number (%)	Positive cases			
				Flu A			Flu B
				Flu A (H1N1)pdm09	Flu A (H3N2)	Flu A (Not-subtyped)	Number (%)
Afghanistan	2844	2834 (100)	160 (6)	54 (34)	55 (34)	(-)	51 (32)
Bahrain	631	617 (98)	181 (29)	71 (39)	42 (23)	14 (8)	54 (30)
Egypt	10946	10946 (100)	1814 (17)	774 (43)	487 (27)	2 (0)	551 (30)
Iran (Islamic Republic of)	8126	8126 (100)	745 (9)	229 (31)	215 (29)	27 (4)	274 (37)
Iraq	1288	1288 (100)	280 (22)	202 (72)	9 (3)	(-)	69 (25)
Jordan	1917	1917 (100)	253 (13)	169 (67)	5 (2)	2 (1)	77 (30)
Kuwait	7100	6930 (98)	1391 (20)	373 (27)	339 (24)	4 (0)	675 (49)
Lebanon	683	672 (98)	124 (18)	37 (30)	39 (31)	3 (2)	45 (36)
Morocco	1328	1328 (100)	310 (23)	50 (16)	108 (35)	(-)	152 (49)
occupied Palestinian territory	1380	1380 (100)	298 (22)	262 (88)	7 (2)	6 (2)	23 (8)
Oman	6294	6169 (98)	1117 (18)	338 (30)	496 (44)	(-)	283 (25)
Pakistan	2898	2898 (100)	804 (28)	514 (64)	231 (29)	(-)	59 (7)
Qatar	38846	38846 (100)	9353 (24)	4872 (52)	965 (10)	1097 (12)	2419 (26)
Saudi Arabia	7324	6968 (95)	946 (14)	204 (22)	(-)	407 (43)	335 (35)
Sudan	310	310 (100)	28 (9)	1 (4)	8 (29)	14 (50)	5 (18)
Syrian Arab Republic	120	120 (100)	26 (22)	13 (50)	(-)	4 (15)	9 (35)
Tunisia	1298	1297 (100)	314 (24)	213 (68)	82 (26)	(-)	19 (6)
Yemen	479	21 (4)	7 (33)	3 (43)	(-)	2 (29)	2 (29)
Total	93812	92667 (99)	18151 (20)	8379 (46)	3088 (17)	1582 (9)	5102 (28)

Published by the Infectious Hazard Management (IHM) unit, World Health Organization (WHO)
Eastern Mediterranean Regional Office (EMRO), Cairo, Egypt.

For Correspondence: Tel. + 20-2-22765797, Fax + 20-2-2765456. E-mail: emrgooutbreak@who.int

Influenza monthly situation updates are available at: <http://www.emro.who.int/health-topics/influenza/regional-situation-update.html>