

# Influenza situation in the Eastern Mediterranean Region

W47/2019 (from 17/11/2019 to 23/11/2019)

Source of data: EMFLU Network and FLUMART

Figure 1. Number of positive influenza cases and influenza positivity rate per week, 2018-2019

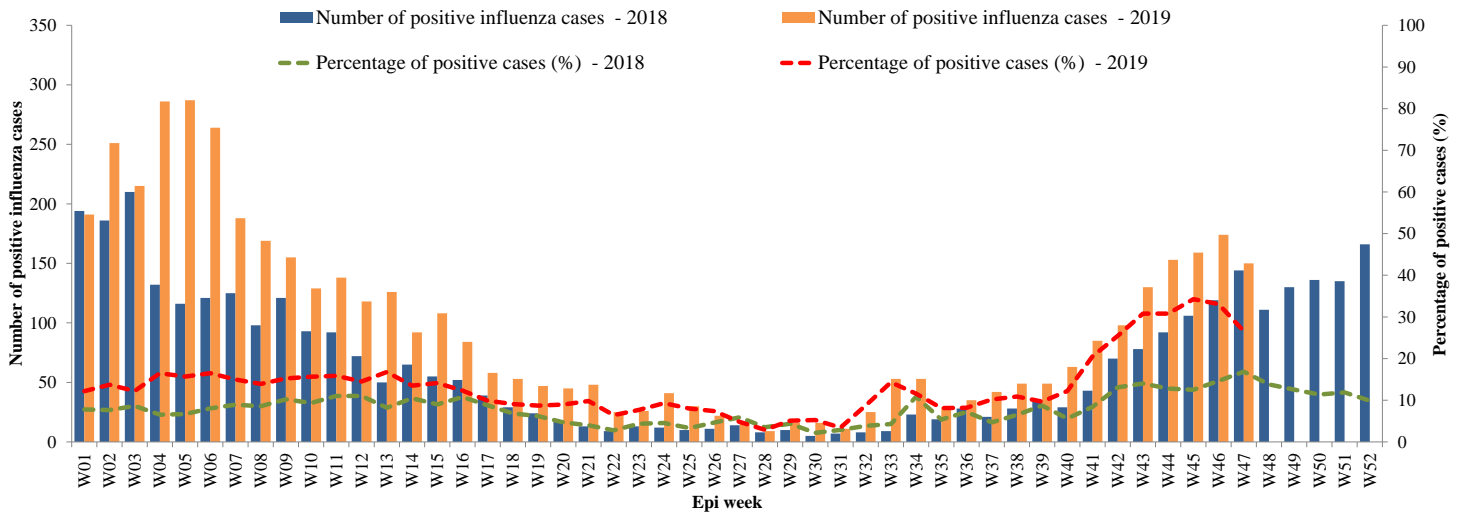


Figure 2. Percentage of circulating virus type by positive influenza cases

W33/2019 - W47/2019

Last 4 weeks

■ Flu A (H1N1)pdm09 ■ Flu A (H3N2) ■ Flu A (Not-subtyped) ■ Flu B

■ Flu A (H1N1)pdm09 ■ Flu A (H3N2) ■ Flu A (Not-subtyped) ■ Flu B

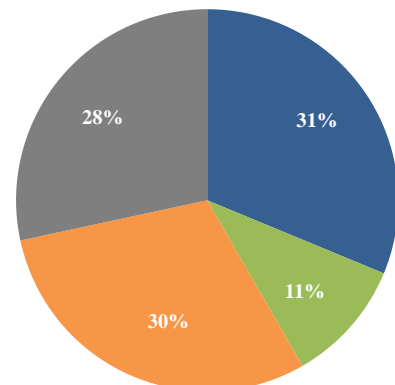
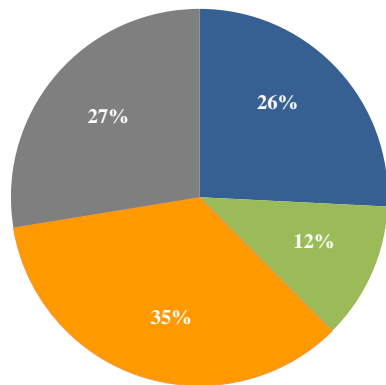
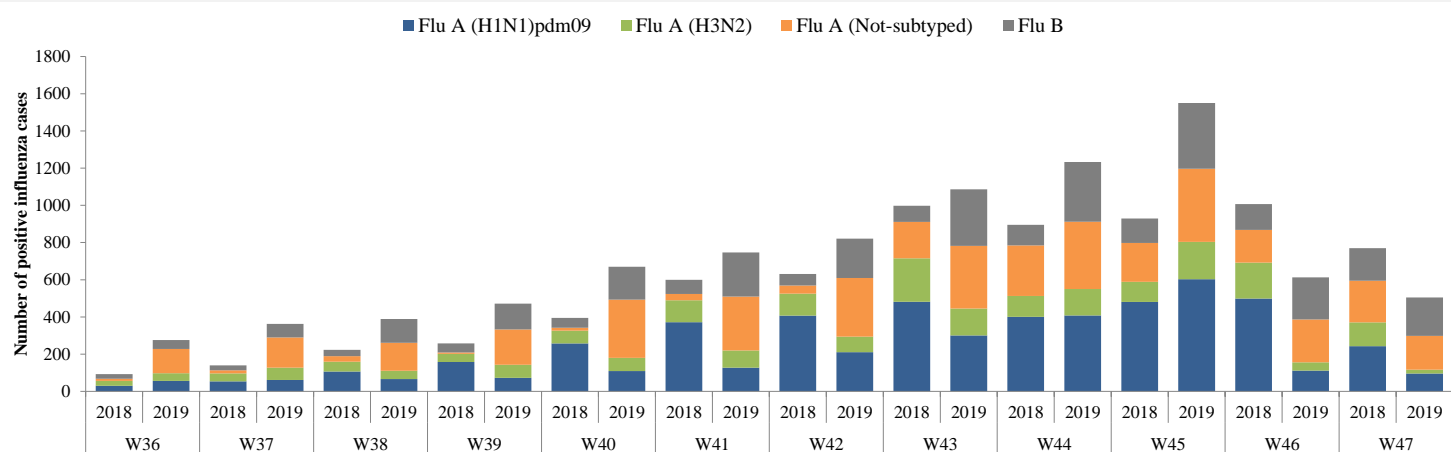


Table 1. Type and Number of influenza viruses detected from W33/2019 to W47/2019 and during last four weeks

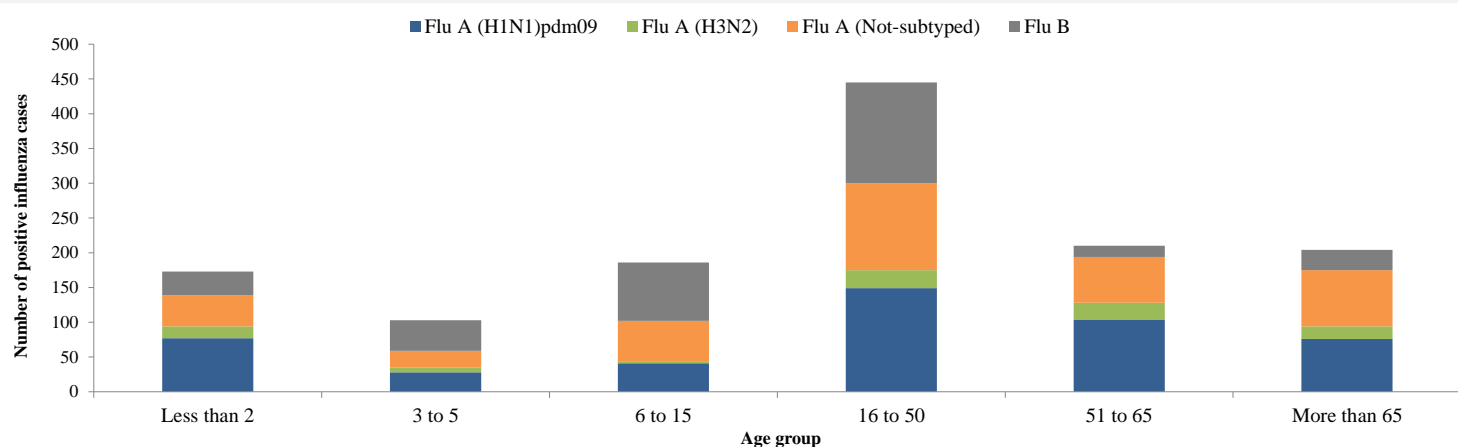
Virus type	W33/2019-W47/2019	Last 4 weeks
	Number (%)	Number (%)
Flu A (H1N1)pdm09	2386 (26)	1219 (31)
Flu A (H3N2)	1089 (12)	408 (10)
Flu A (Not-subtyped)	3226 (35)	1167 (30)
Flu B	2551 (28)	1107 (28)
<b>Total</b>	<b>9252</b>	<b>3901</b>

**Figure 3. Comparison of respiratory pathogens detected from tested specimens by last 12 weeks**

W47/2019



**Figure 4 Age group distribution of influenza cases by virus type in the EMR from W33/2019 to W47/2019**



**Table 2. Reported cases by country  
W01-W47/2019**

Country	Number of enrolled cases	Tested cases Number (%)	Influenza positive cases Number (%)	Positive cases			
				Flu A			Flu B
				Flu A (H1N1)pdm09	Flu A (H3N2)	Flu A (Not-subtyped)	Number (%)
Afghanistan	3100	2703 (87)	190 (7)	102 (54)	42 (22)	(-)	46 (24)
Bahrain	774	736 (95)	159 (22)	92 (58)	12 (8)	9 (6)	46 (29)
Egypt	6804	6804 (100)	751 (11)	138 (18)	179 (24)	(-)	434 (58)
Iran (Islamic Republic of)	14019	14019 (100)	2850 (20)	742 (26)	1392 (49)	660 (23)	56 (2)
Iraq	752	752 (100)	147 (20)	80 (54)	66 (45)	(-)	1 (1)
Jordan	836	836 (100)	80 (10)	34 (43)	36 (45)	(-)	10 (13)
Kuwait	11120	11120 (100)	3629 (33)	1375 (38)	574 (16)	60 (2)	1620 (45)
Lebanon	608	591 (97)	222 (38)	94 (42)	111 (50)	(-)	17 (8)
Morocco	2158	2158 (100)	774 (36)	514 (66)	218 (28)	12 (2)	30 (4)
occupied Palestinian territory	2420	2420 (100)	734 (30)	434 (59)	300 (41)	(-)	(-)
Oman	6920	6568 (95)	1302 (20)	479 (37)	268 (21)	(-)	555 (43)
Pakistan	2374	2370 (100)	611 (26)	282 (46)	103 (17)	(-)	226 (37)
Qatar	34819	34819 (100)	7190 (21)	361 (5)	788 (11)	3859 (54)	2182 (30)
Saudi Arabia	11975	11154 (93)	1913 (17)	789 (41)	(-)	595 (31)	529 (28)
Sudan	246	233 (95)	14 (6)	1 (7)	2 (14)	10 (71)	1 (7)
Syrian Arab Republic	100	99 (99)	33 (33)	15 (45)	8 (24)	10 (30)	(-)
Tunisia	696	524 (75)	202 (39)	58 (29)	133 (66)	(-)	11 (5)
United Arab Emirates	1646	1527 (93)	192 (13)	78 (41)	34 (18)	18 (9)	62 (32)
Yemen	658	648 (98)	159 (25)	129 (81)	1 (1)	13 (8)	16 (10)
<b>Total</b>	<b>102025</b>	<b>100081 (98)</b>	<b>21152 (21)</b>	<b>5797 (27)</b>	<b>4267 (20)</b>	<b>5246 (25)</b>	<b>5842 (28)</b>

Published by the Infectious Hazard Management (IHM) unit, World Health Organization (WHO)  
Eastern Mediterranean Regional Office (EMRO), Cairo, Egypt.

For Correspondence: Tel. + 20-2-22765797, Fax + 20-2-2765456. E-mail: [emrgooutbreak@who.int](mailto:emrgooutbreak@who.int)  
Influenza monthly situation updates are available at: <http://www.emro.who.int/health-topics/influenza/regional-situation-update.html>