

# Influenza situation in the Eastern Mediterranean Region

W48/2018 (from 25/11/2018 to 01/12/2018)

Source of data: EMFLU Network and FLUMART

Figure 1. Number of positive influenza cases and influenza positivity rate per week, 2017-2018

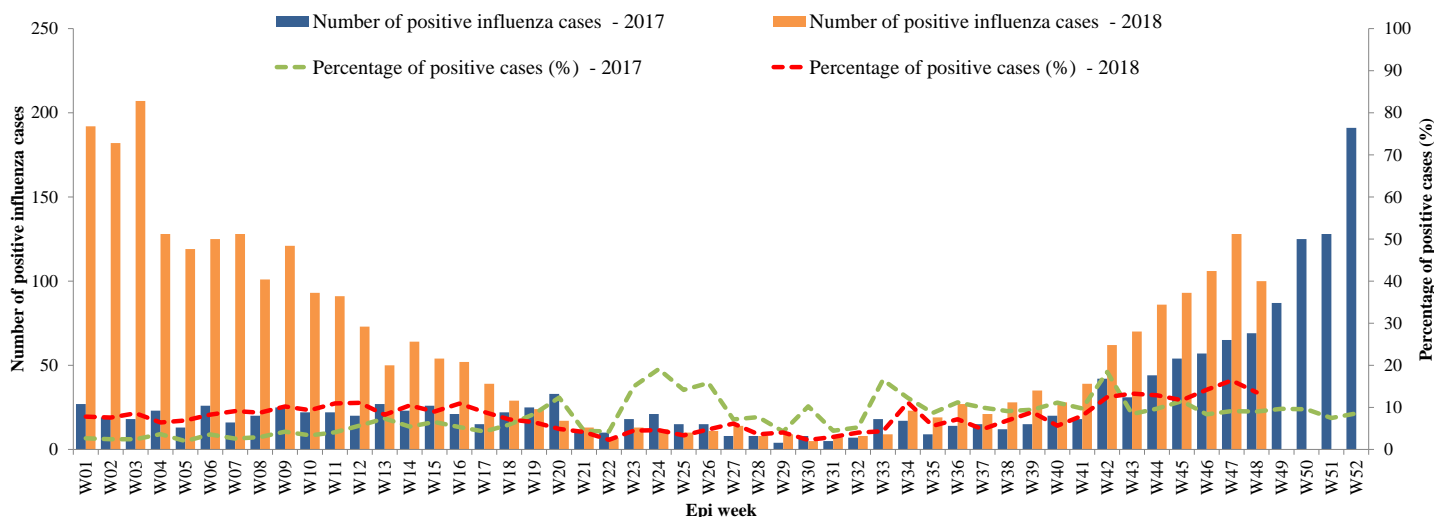


Figure 2. Percentage of circulating virus type by positive influenza cases

W40/2017 - W48/2018

Last 4 weeks

Flu A (H1N1)pdm09   Flu A (H3N2)   Flu A (Not-subtyped)   Flu B

Flu A (H1N1)pdm09   Flu A (H3N2)   Flu A (Not-subtyped)   Flu B

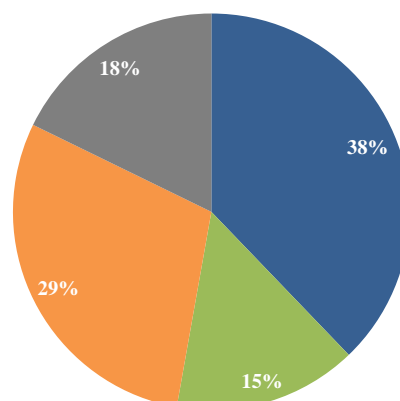
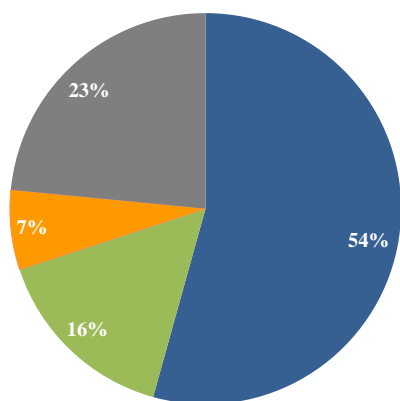
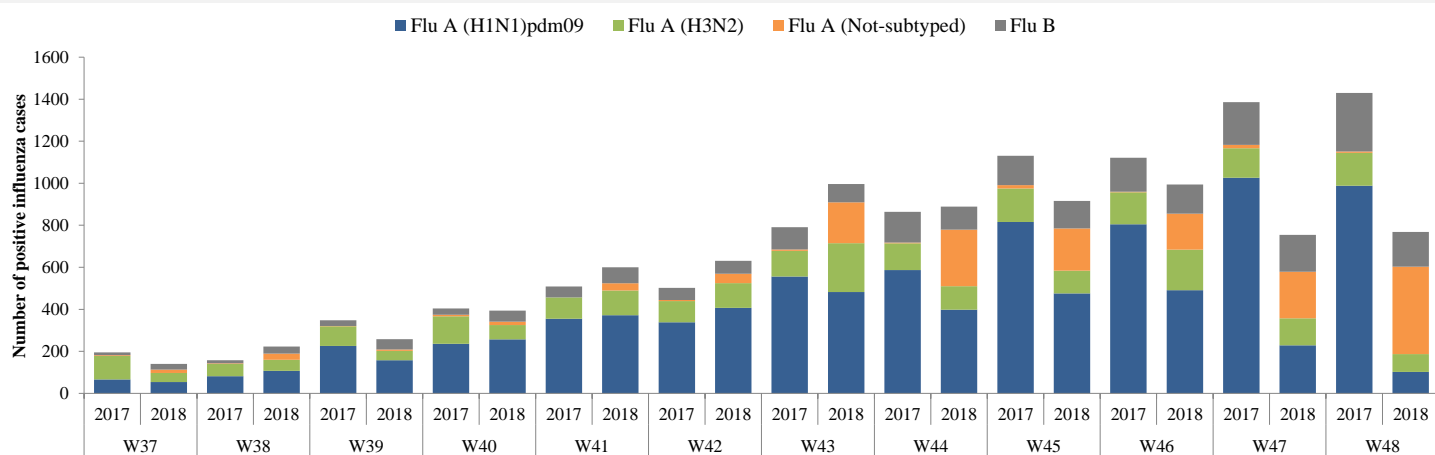


Table 1. Type and Number of influenza viruses detected from W40/2017 to W48/2018 and during last four weeks

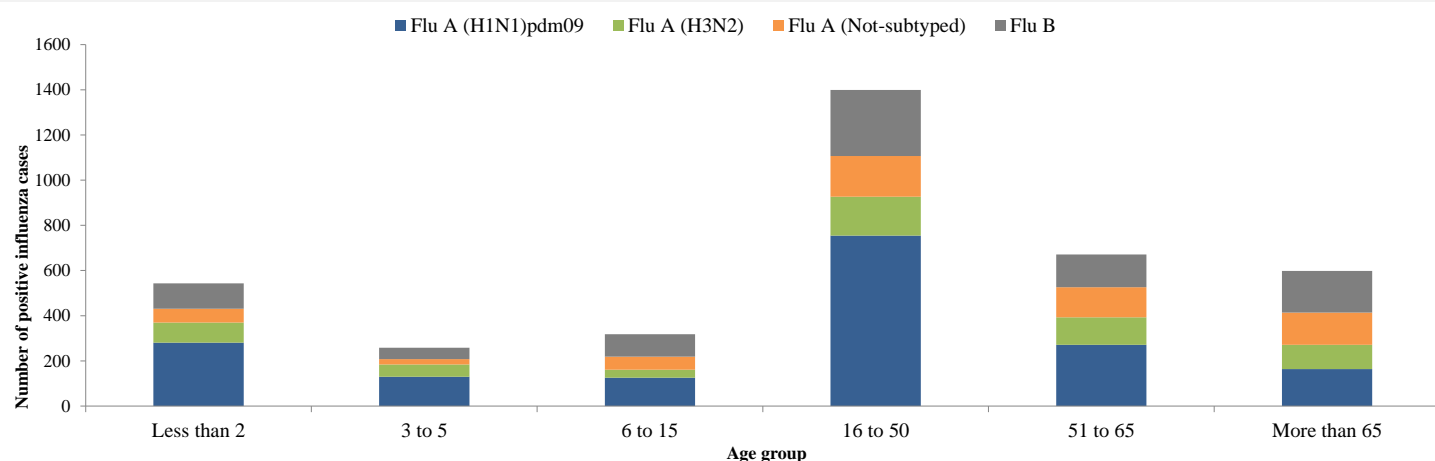
Virus type	W40/2017-W48/2018	Last 4 weeks
	Number (%)	Number (%)
Flu A (H1N1)pdm09	17417 (54)	1298 (38)
Flu A (H3N2)	5015 (16)	514 (15)
Flu A (Not-subtyped)	2107 (7)	1010 (29)
Flu B	7525 (23)	610 (18)
<b>Total</b>	<b>32064</b>	<b>3432</b>

**Figure 3. Comparison of respiratory pathogens detected from tested specimens by last 12 weeks**

**W48/2018**



**Figure 4 Age group distribution of influenza cases by virus type in the EMR from W40/2017 to W48/2018**



**Table 2. Reported cases by country**

**W01-W48/2018**

Country	Number of enrolled cases	Tested cases Number (%)	Influenza positive cases Number (%)	Positive cases			
				Flu A			Flu B
				Flu A (H1N1)pdm09	Flu A (H3N2)	Flu A (Not-subtyped)	Number (%)
Afghanistan	2916	2906 (100)	166 (6)	60 (36)	55 (33)	(-)	51 (31)
Bahrain	647	633 (98)	188 (30)	76 (40)	43 (23)	15 (8)	54 (29)
Egypt	11095	11095 (100)	1853 (17)	774 (42)	526 (28)	2 (0)	551 (30)
Iran (Islamic Republic of)	8457	8457 (100)	766 (9)	230 (30)	225 (29)	34 (4)	277 (36)
Iraq	1304	1304 (100)	283 (22)	202 (71)	12 (4)	(-)	69 (24)
Jordan	1945	1945 (100)	256 (13)	170 (66)	7 (3)	2 (1)	77 (30)
Kuwait	7100	6930 (98)	1391 (20)	373 (27)	339 (24)	4 (0)	675 (49)
Lebanon	706	703 (100)	125 (18)	37 (30)	40 (32)	3 (2)	45 (36)
Morocco	1352	1352 (100)	310 (23)	50 (16)	108 (35)	(-)	152 (49)
occupied Palestinian territory	1407	1407 (100)	305 (22)	267 (88)	8 (3)	6 (2)	24 (8)
Oman	6500	6368 (98)	1180 (19)	366 (31)	522 (44)	(-)	292 (25)
Pakistan	2908	2908 (100)	804 (28)	514 (64)	231 (29)	(-)	59 (7)
Qatar	40365	40365 (100)	9912 (25)	4911 (50)	967 (10)	1468 (15)	2566 (26)
Saudi Arabia	7626	7251 (95)	998 (14)	220 (22)	(-)	439 (44)	339 (34)
Sudan	320	320 (100)	30 (9)	1 (3)	8 (27)	15 (50)	6 (20)
Syrian Arab Republic	130	130 (100)	31 (24)	14 (45)	(-)	8 (26)	9 (29)
Tunisia	1324	1323 (100)	314 (24)	213 (68)	82 (26)	(-)	19 (6)
Yemen	485	21 (4)	7 (33)	3 (43)	(-)	2 (29)	2 (29)
<b>Total</b>	<b>96587</b>	<b>95418 (99)</b>	<b>18919 (20)</b>	<b>8481 (45)</b>	<b>3173 (17)</b>	<b>1998 (11)</b>	<b>5267 (28)</b>

Published by the Infectious Hazard Management (IHM) unit, World Health Organization (WHO)  
Eastern Mediterranean Regional Office (EMRO), Cairo, Egypt.

For Correspondence: Tel. + 20-2-22765797, Fax + 20-2-2765456. E-mail: [emrgooutbreak@who.int](mailto:emrgooutbreak@who.int)

Influenza monthly situation updates are available at: <http://www.emro.who.int/health-topics/influenza/regional-situation-update.html>