

Influenza situation in the Eastern Mediterranean Region

W48/2019 (from 24/11/2019 to 30/11/2019)

Source of data: **EMFLU Network** and **FLUMART**

Figure 1. Number of positive influenza cases and influenza positivity rate per week, 2018-2019

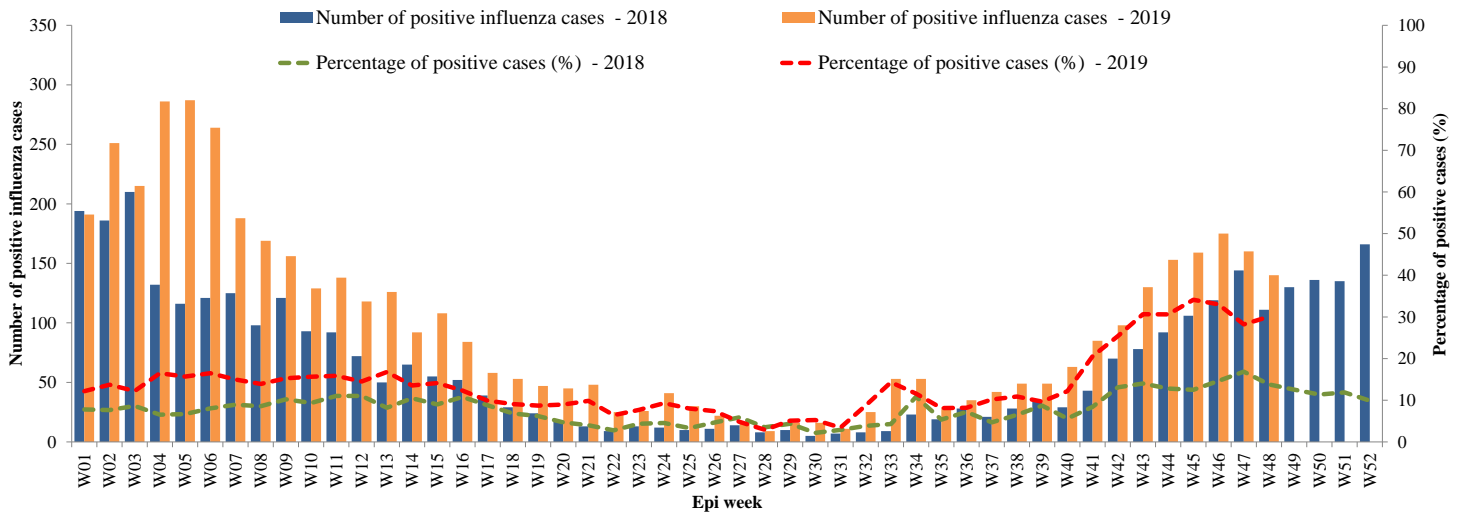


Figure 2. Percentage of circulating virus type by positive influenza cases

W33/2019 - W48/2019

Last 4 weeks

■ Flu A (H1N1)pdm09 ■ Flu A (H3N2) ■ Flu A (Not-subtyped) ■ Flu B

■ Flu A (H1N1)pdm09 ■ Flu A (H3N2) ■ Flu A (Not-subtyped) ■ Flu B

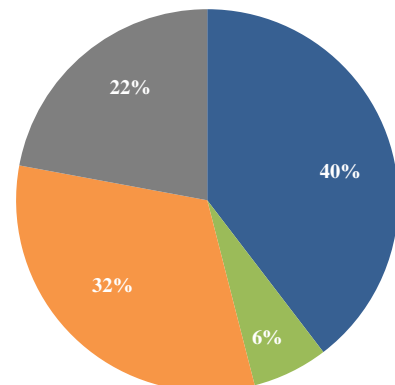
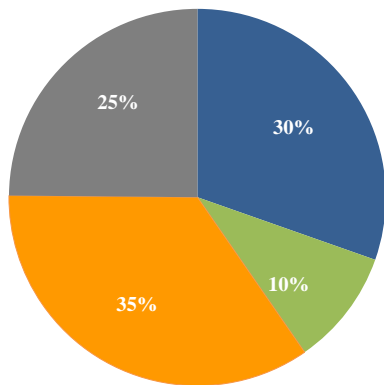


Table 1. Type and Number of influenza viruses detected from W33/2019 to W48/2019 and during last four weeks

Virus type	W33/2019-W48/2019	Last 4 weeks
	Number (%)	Number (%)
Flu A (H1N1)pdm09	3403 (30)	1828 (40)
Flu A (H3N2)	1118 (10)	295 (6)
Flu A (Not-subtyped)	3894 (35)	1473 (32)
Flu B	2784 (25)	1019 (22)
Total	11199	4615

Figure 3. Comparison of respiratory pathogens detected from tested specimens by last 12 weeks

W48/2019

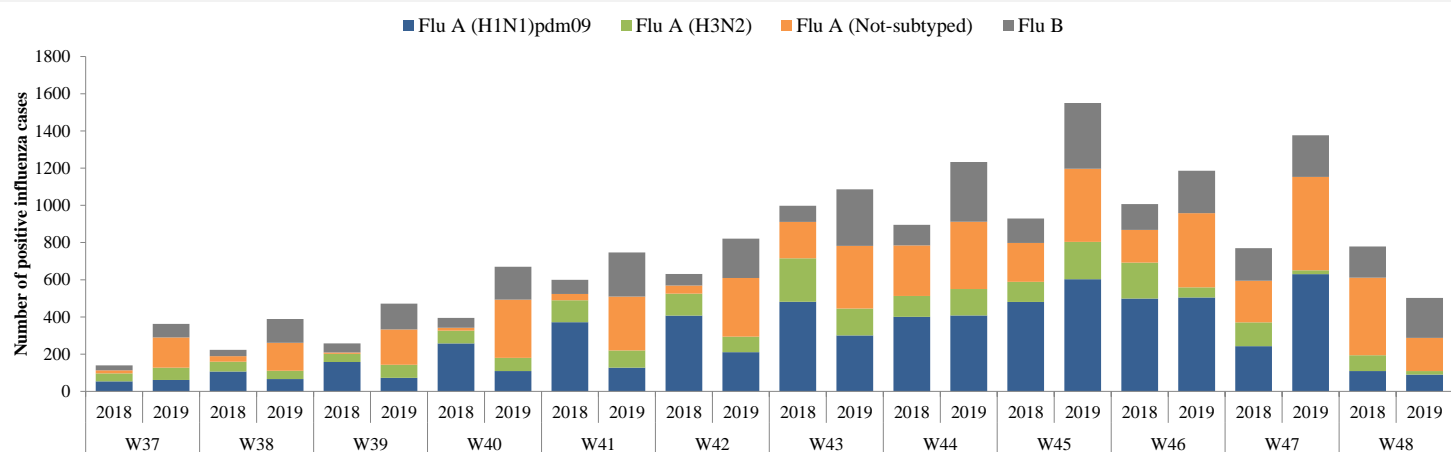
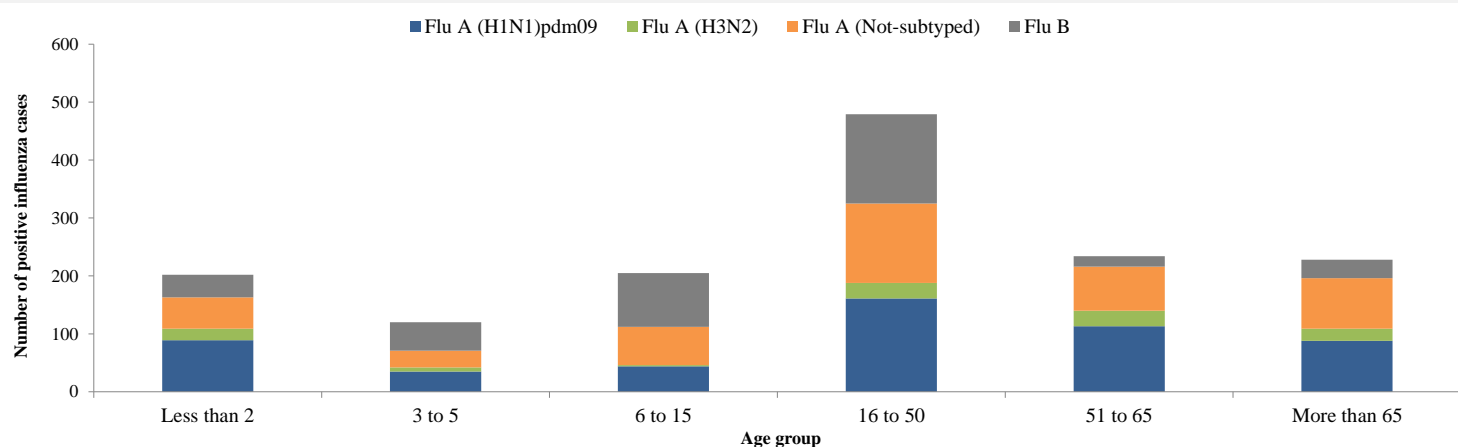


Figure 4 Age group distribution of influenza cases by virus type in the EMR from W33/2019 to W48/2019



**Table 2. Reported cases by country
W01-W48/2019**

Country	Number of enrolled cases	Tested cases Number (%)	Influenza positive cases Number (%)	Positive cases			
				Flu A			Flu B
				Flu A (H1N1)pdm09	Flu A (H3N2)	Flu A (Not-subtyped)	Number (%)
Afghanistan	3250	2734 (84)	192 (7)	104 (54)	42 (22)	(-)	46 (24)
Bahrain	810	771 (95)	174 (23)	97 (56)	12 (7)	9 (5)	56 (32)
Egypt	6804	6804 (100)	751 (11)	138 (18)	179 (24)	(-)	434 (58)
Iran (Islamic Republic of)	14019	14019 (100)	4274 (30)	1668 (39)	1402 (33)	1140 (27)	64 (1)
Iraq	789	789 (100)	174 (22)	105 (60)	66 (38)	(-)	3 (2)
Jordan	836	836 (100)	80 (10)	34 (43)	36 (45)	(-)	10 (13)
Kuwait	12213	12213 (100)	3745 (31)	1382 (37)	584 (16)	67 (2)	1712 (46)
Lebanon	624	607 (97)	225 (37)	95 (42)	111 (49)	(-)	19 (8)
Morocco	2218	2218 (100)	796 (36)	515 (65)	218 (27)	12 (2)	51 (6)
occupied Palestinian territory	2420	2420 (100)	734 (30)	434 (59)	300 (41)	(-)	(-)
Oman	6920	6568 (95)	1302 (20)	479 (37)	268 (21)	(-)	555 (43)
Pakistan	2487	2487 (100)	611 (25)	282 (46)	103 (17)	(-)	226 (37)
Qatar	35818	35818 (100)	7410 (21)	367 (5)	797 (11)	3998 (54)	2248 (30)
Saudi Arabia	12336	11761 (95)	2024 (17)	834 (41)	(-)	634 (31)	556 (27)
Sudan	246	233 (95)	14 (6)	1 (7)	2 (14)	10 (71)	1 (7)
Syrian Arab Republic	112	110 (98)	35 (32)	15 (43)	8 (23)	11 (31)	1 (3)
Tunisia	719	547 (76)	203 (37)	58 (29)	133 (66)	(-)	12 (6)
United Arab Emirates	1664	1545 (93)	198 (13)	78 (39)	34 (17)	21 (11)	65 (33)
Yemen	658	648 (98)	159 (25)	129 (81)	1 (1)	13 (8)	16 (10)
Total	104943	103128 (98)	23101 (22)	6815 (30)	4296 (19)	5915 (26)	6075 (26)

Published by the Infectious Hazard Management (IHM) unit, World Health Organization (WHO)
Eastern Mediterranean Regional Office (EMRO), Cairo, Egypt.

For Correspondence: Tel. + 20-2-22765797, Fax + 20-2-2765456. E-mail: emrgooutbreak@who.int
Influenza monthly situation updates are available at: <http://www.emro.who.int/health-topics/influenza/regional-situation-update.html>