

Influenza situation in the Eastern Mediterranean Region

W51/2018 (from 16/12/2018 to 22/12/2018)

Source of data: EMFLU Network and FLUMART

Figure 1. Number of positive influenza cases and influenza positivity rate per week, 2017-2018

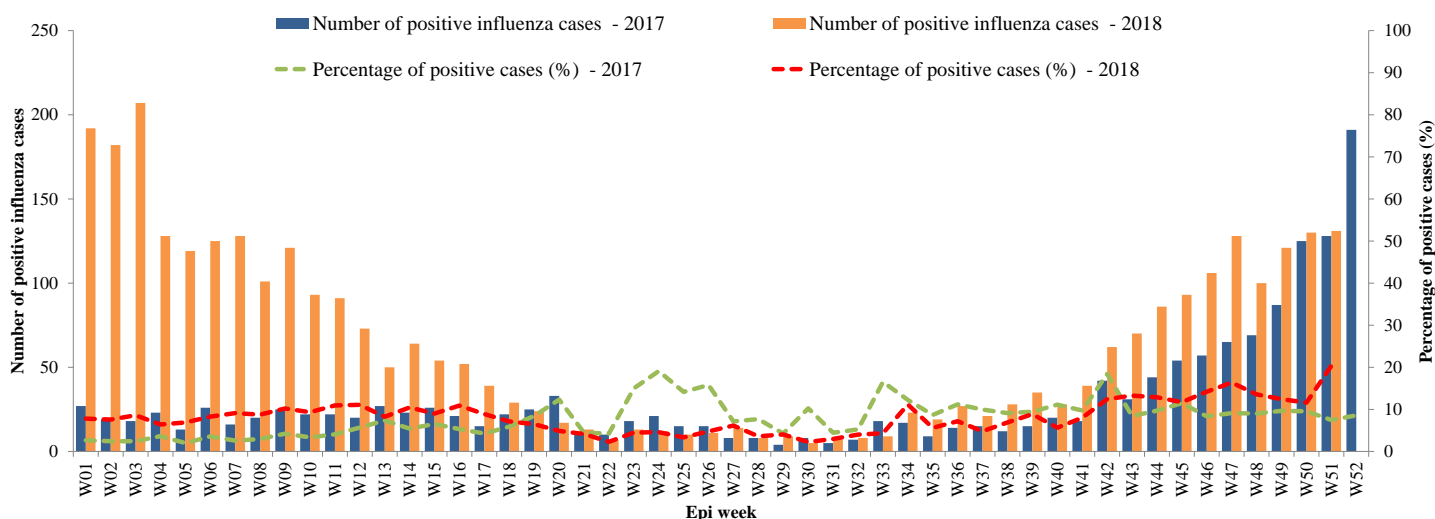


Figure 2. Percentage of circulating virus type by positive influenza cases

W40/2017 - W51/2018

Last 4 weeks

■ Flu A (H1N1)pdm09 ■ Flu A (H3N2) ■ Flu A (Not-subtyped) ■ Flu B

■ Flu A (H1N1)pdm09 ■ Flu A (H3N2) ■ Flu A (Not-subtyped) ■ Flu B

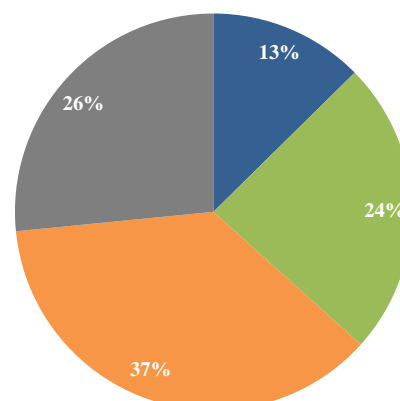
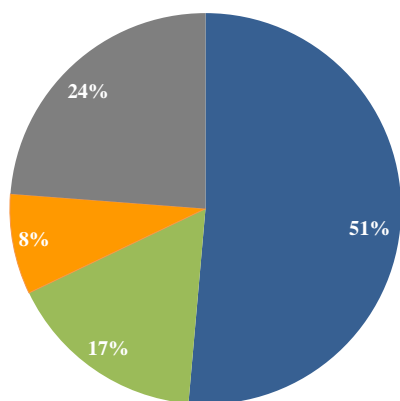


Table 1. Type and Number of influenza viruses detected from W40/2017 to W51/2018 and during last four weeks

Virus type	W40/2017-W51/2018	Last 4 weeks
	Number (%)	Number (%)
Flu A (H1N1)pdm09	17716 (51)	401 (13)
Flu A (H3N2)	5694 (17)	764 (24)
Flu A (Not-subtyped)	2859 (8)	1168 (37)
Flu B	8204 (24)	844 (27)
Total	34473	3177

Figure 3. Comparison of respiratory pathogens detected from tested specimens by last 12 weeks

W51/2018

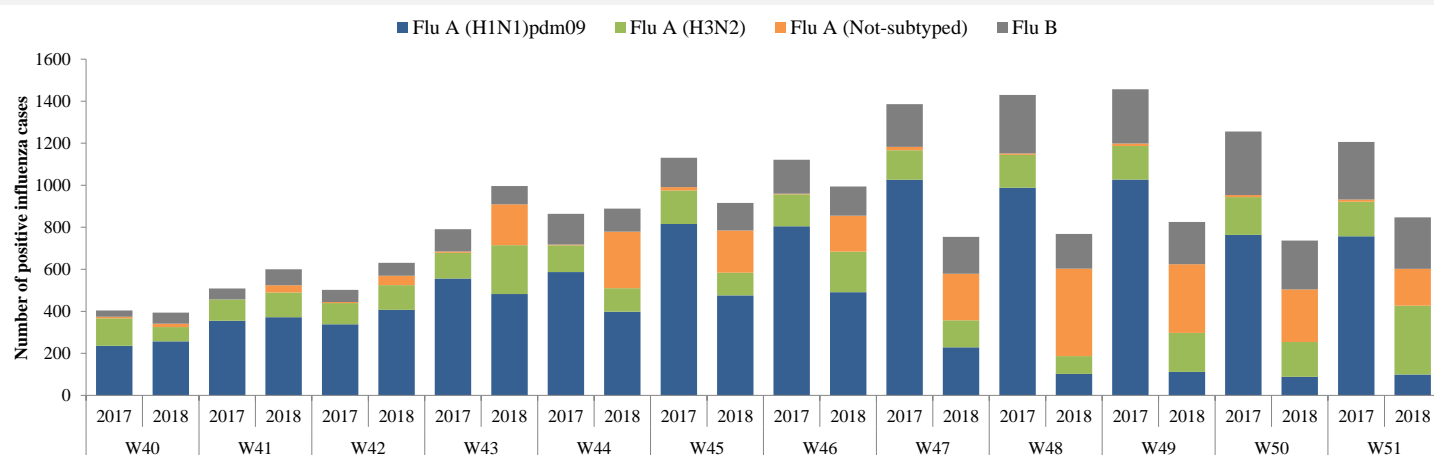


Figure 4 Age group distribution of influenza cases by virus type in the EMR from W40/2017 to W51/2018

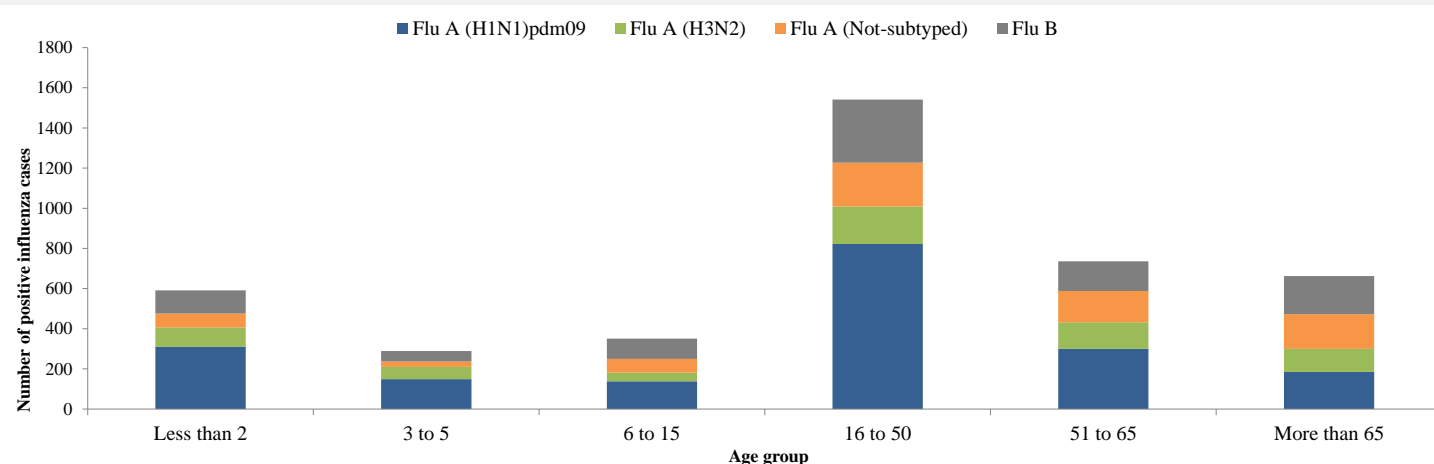


Table 2. Reported cases by country

W01-W51/2018

Country	Number of enrolled cases	Tested cases Number (%)	Influenza positive cases Number (%)	Positive cases			
				Flu A			Flu B
				Flu A (H1N1)pdm09	Flu A (H3N2)	Flu A (Not-subtyped)	Number (%)
Afghanistan	3204	3194 (100)	183 (6)	71 (39)	58 (32)	(-)	54 (30)
Bahrain	729	714 (98)	219 (31)	85 (39)	58 (26)	21 (10)	55 (25)
Egypt	12114	12114 (100)	2051 (17)	779 (38)	717 (35)	2 (0)	553 (27)
Iran (Islamic Republic of)	10179	10179 (100)	1180 (12)	234 (20)	551 (47)	113 (10)	282 (24)
Iraq	1349	1349 (100)	290 (21)	205 (71)	16 (6)	(-)	69 (24)
Jordan	2028	2028 (100)	276 (14)	174 (63)	23 (8)	2 (1)	77 (28)
Kuwait	8646	8476 (98)	1410 (17)	373 (26)	339 (24)	4 (0)	694 (49)
Lebanon	774	771 (100)	142 (18)	44 (31)	50 (35)	3 (2)	45 (32)
Morocco	1447	1447 (100)	314 (22)	52 (17)	109 (35)	(-)	153 (49)
occupied Palestinian territory	1633	1633 (100)	380 (23)	338 (89)	12 (3)	6 (2)	24 (6)
Oman	7047	6902 (98)	1344 (19)	413 (31)	616 (46)	(-)	315 (23)
Pakistan	2968	2968 (100)	814 (27)	519 (64)	231 (28)	(-)	64 (8)
Qatar	44565	44565 (100)	11174 (25)	4972 (44)	978 (9)	2055 (18)	3169 (28)
Saudi Arabia	8548	7994 (94)	1150 (14)	282 (25)	(-)	512 (45)	356 (31)
Sudan	337	337 (100)	32 (9)	1 (3)	8 (25)	17 (53)	6 (19)
Syrian Arab Republic	171	171 (100)	47 (27)	22 (47)	3 (6)	13 (28)	9 (19)
Tunisia	1394	1393 (100)	315 (23)	213 (68)	83 (26)	(-)	19 (6)
Yemen	545	21 (4)	7 (33)	3 (43)	(-)	2 (29)	2 (29)
Total	107678	106256 (99)	21328 (20)	8780 (41)	3852 (18)	2750 (13)	5946 (28)

Published by the Infectious Hazard Management (IHM) unit, World Health Organization (WHO)

Eastern Mediterranean Regional Office (EMRO), Cairo, Egypt.

For Correspondence: Tel. + 20-2-22765797, Fax + 20-2-2765456. E-mail: emrgooutbreak@who.int

Influenza monthly situation updates are available at: <http://www.emro.who.int/health-topics/influenza/regional-situation-update.html>