

Influenza situation in the Eastern Mediterranean Region

W51/2019 (from 15/12/2019 to 21/12/2019)

Source of data: EMFLU Network and FLUMART

Figure 1. Number of positive influenza cases and influenza positivity rate per week, 2018-2019

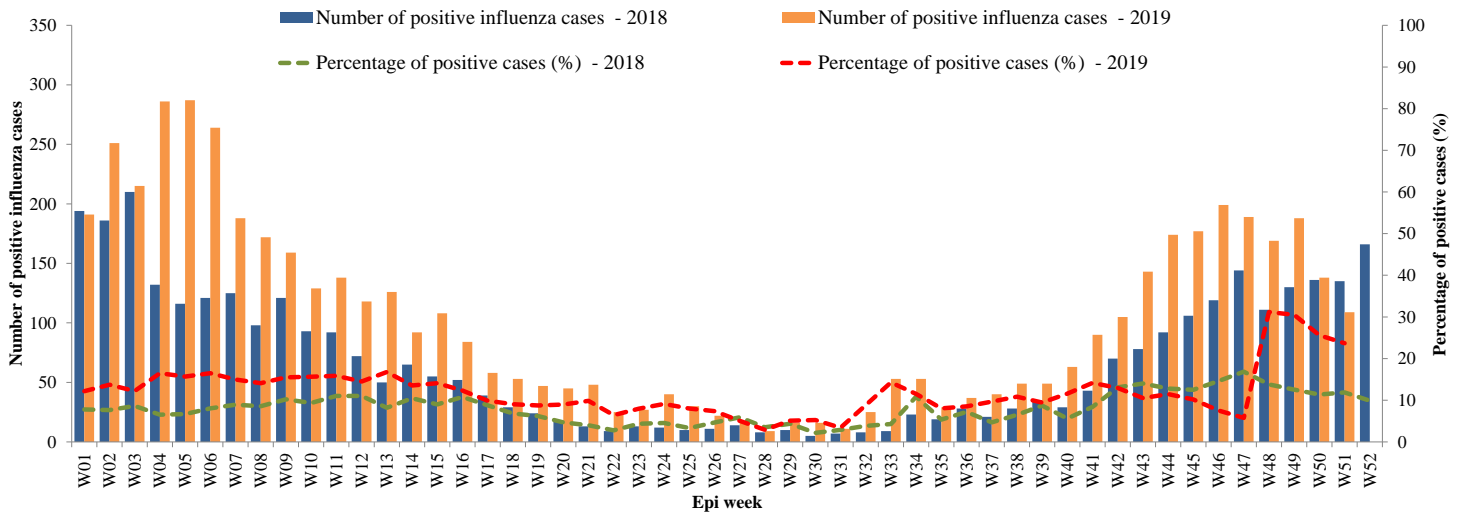


Figure 2. Percentage of circulating virus type by positive influenza cases

W33/2019 - W51/2019

Last 4 weeks

■ Flu A (H1N1)pdm09 ■ Flu A (H3N2) ■ Flu A (Not-subtyped) ■ Flu B

■ Flu A (H1N1)pdm09 ■ Flu A (H3N2) ■ Flu A (Not-subtyped) ■ Flu B

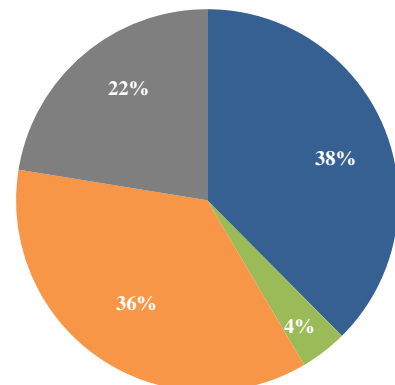
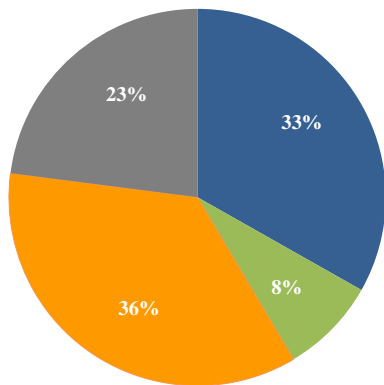


Table 1. Type and Number of influenza viruses detected from W33/2019 to W51/2019 and during last four weeks

Virus type	W33/2019-W51/2019	Last 4 weeks
	Number (%)	Number (%)
Flu A (H1N1)pdm09	5359 (33)	2033 (38)
Flu A (H3N2)	1340 (8)	216 (4)
Flu A (Not-subtyped)	5738 (36)	1950 (36)
Flu B	3707 (23)	1215 (22)
Total	16144	5414

Figure 3. Comparison of respiratory pathogens detected from tested specimens by last 12 weeks

W51/2019

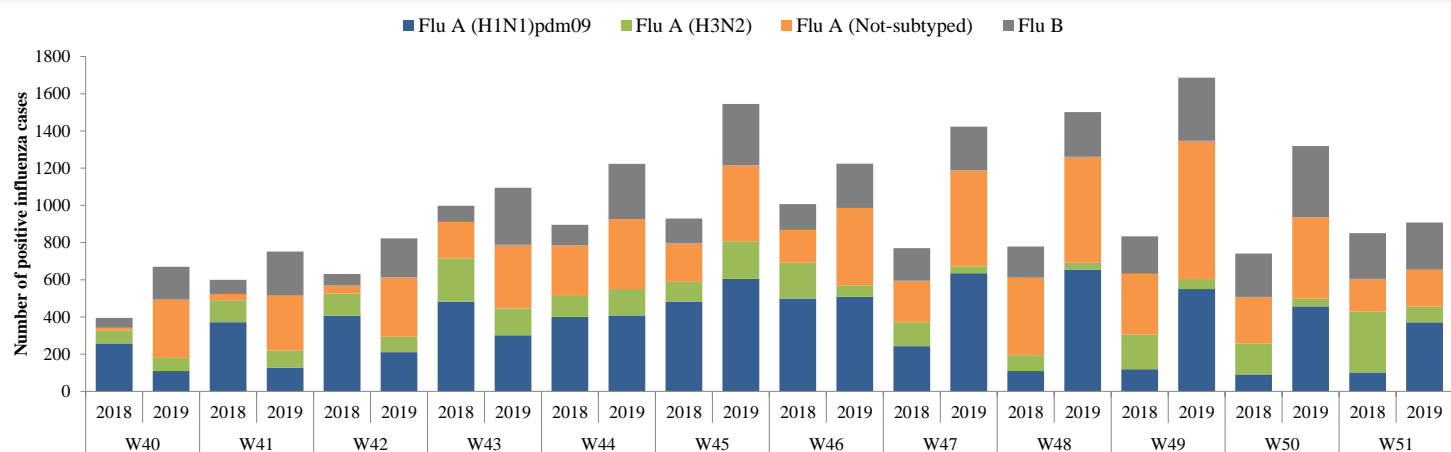
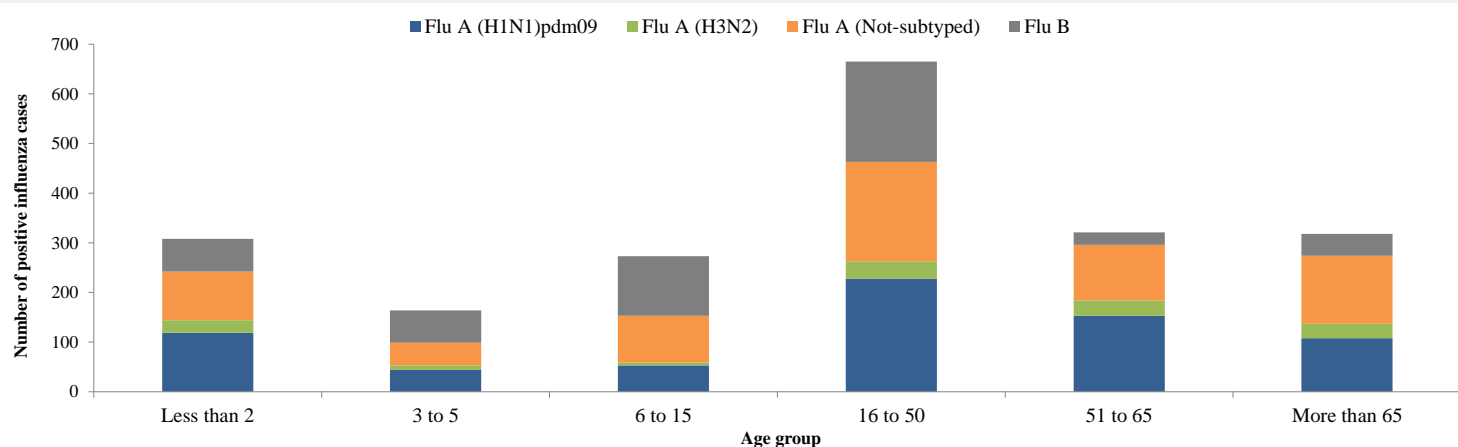


Figure 4 Age group distribution of influenza cases by virus type in the EMR from W33/2019 to W51/2019



**Table 2. Reported cases by country
W01-W51/2019**

Country	Number of enrolled cases	Tested cases Number (%)	Influenza positive cases Number (%)	Positive cases			
				Flu A			Flu B
				Flu A (H1N1)pdm09	Flu A (H3N2)	Flu A (Not-subtyped)	Number (%)
Afghanistan	3359	3133 (93)	237 (8)	118 (50)	57 (24)	(-)	62 (26)
Bahrain	881	839 (95)	202 (24)	107 (53)	23 (11)	10 (5)	62 (31)
Egypt	6804	6804 (100)	751 (11)	138 (18)	179 (24)	(-)	434 (58)
Iran (Islamic Republic of)	26565	26565 (100)	7237 (27)	3062 (42)	1417 (20)	2439 (34)	319 (4)
Iraq	1039	1039 (100)	305 (29)	203 (67)	66 (22)	(-)	36 (12)
Jordan	1384	1385 (100)	366 (26)	234 (64)	105 (29)	(-)	27 (7)
Kuwait	14460	14460 (100)	4030 (28)	1388 (34)	587 (15)	165 (4)	1890 (47)
Lebanon	675	658 (97)	259 (39)	100 (39)	112 (43)	(-)	47 (18)
Morocco	2391	2391 (100)	867 (36)	515 (59)	219 (25)	12 (1)	121 (14)
occupied Palestinian territory	2497	2498 (100)	737 (30)	434 (59)	303 (41)	(-)	(-)
Oman	7400	7012 (95)	1305 (19)	513 (39)	314 (24)	(-)	478 (37)
Pakistan	2537	2527 (100)	632 (25)	283 (45)	118 (19)	(-)	231 (37)
Qatar	39132	39132 (100)	8095 (21)	397 (5)	836 (10)	4308 (53)	2554 (32)
Saudi Arabia	13506	12085 (89)	2341 (19)	951 (41)	(-)	764 (33)	626 (27)
Sudan	291	233 (80)	14 (6)	1 (7)	2 (14)	10 (71)	1 (7)
Syrian Arab Republic	137	136 (99)	46 (34)	17 (37)	8 (17)	15 (33)	6 (13)
Tunisia	806	599 (74)	210 (35)	58 (28)	133 (63)	(-)	19 (9)
United Arab Emirates	1699	1580 (93)	203 (13)	79 (39)	34 (17)	24 (12)	66 (33)
Yemen	954	851 (89)	209 (25)	175 (84)	5 (2)	13 (6)	16 (8)
Total	126517	123927 (98)	28046 (23)	8773 (31)	4518 (16)	7760 (28)	6995 (25)

Published by the Infectious Hazard Management (IHM) unit, World Health Organization (WHO)
Eastern Mediterranean Regional Office (EMRO), Cairo, Egypt.

For Correspondence: Tel. + 20-2-22765797, Fax + 20-2-2765456. E-mail: emrgooutbreak@who.int
Influenza monthly situation updates are available at: <http://www.emro.who.int/health-topics/influenza/regional-situation-update.html>