

# Influenza situation in the Eastern Mediterranean Region

W52/2018 (from 23/12/2018 to 29/12/2018)

Source of data: EMFLU Network and FLUMART

Figure 1. Number of positive influenza cases and influenza positivity rate per week, 2017-2018

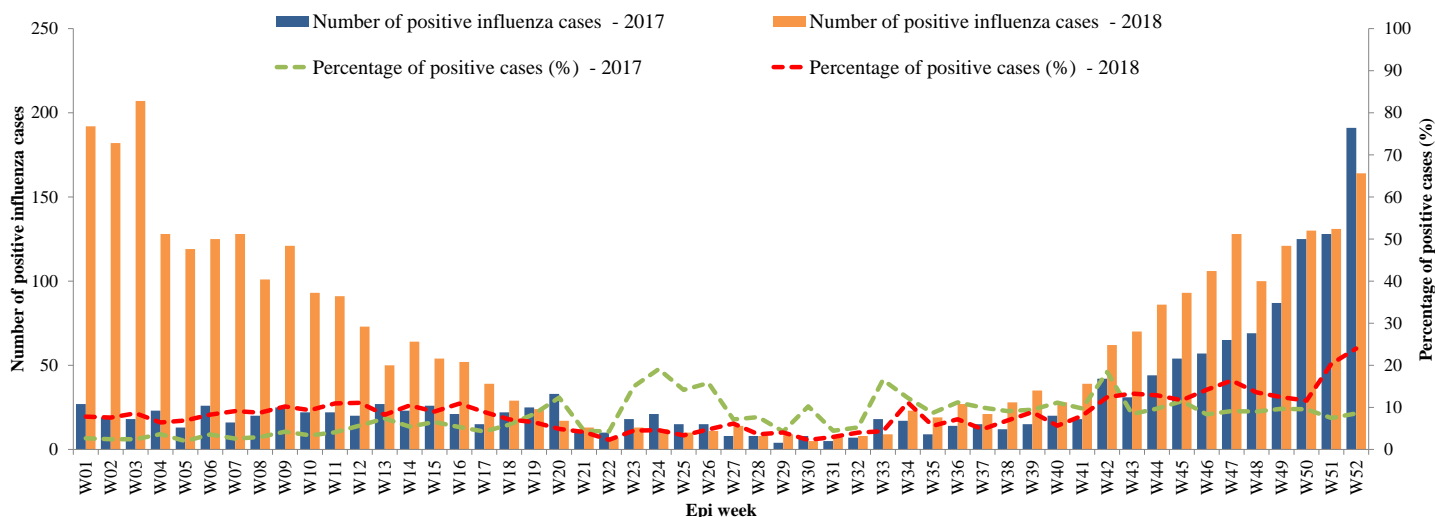


Figure 2. Percentage of circulating virus type by positive influenza cases

W40/2017 - W52/2018

Last 4 weeks

■ Flu A (H1N1)pdm09 ■ Flu A (H3N2) ■ Flu A (Not-subtyped) ■ Flu B

■ Flu A (H1N1)pdm09 ■ Flu A (H3N2) ■ Flu A (Not-subtyped) ■ Flu B

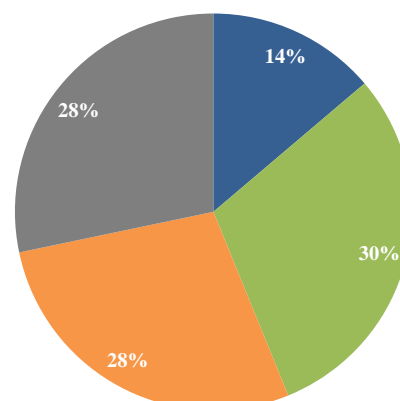
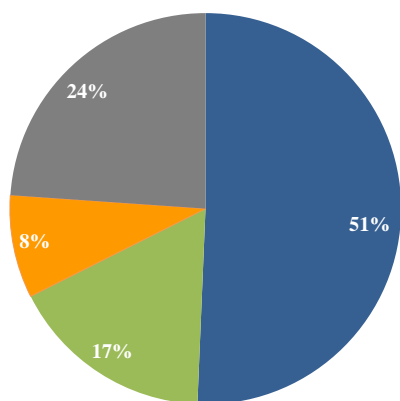
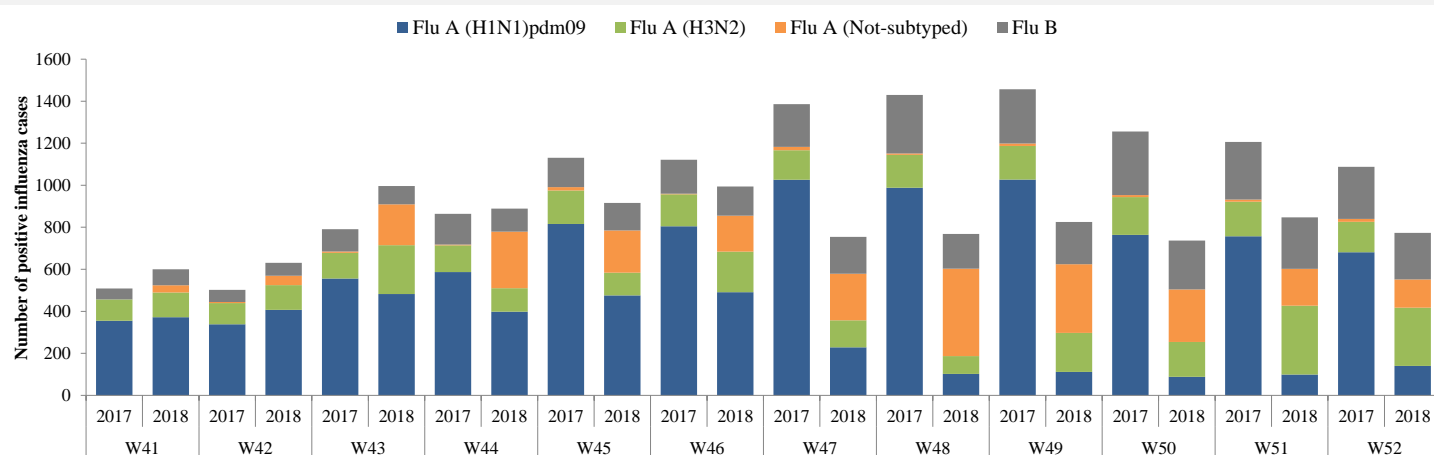


Table 1. Type and Number of influenza viruses detected from W40/2017 to W52/2018 and during last four weeks

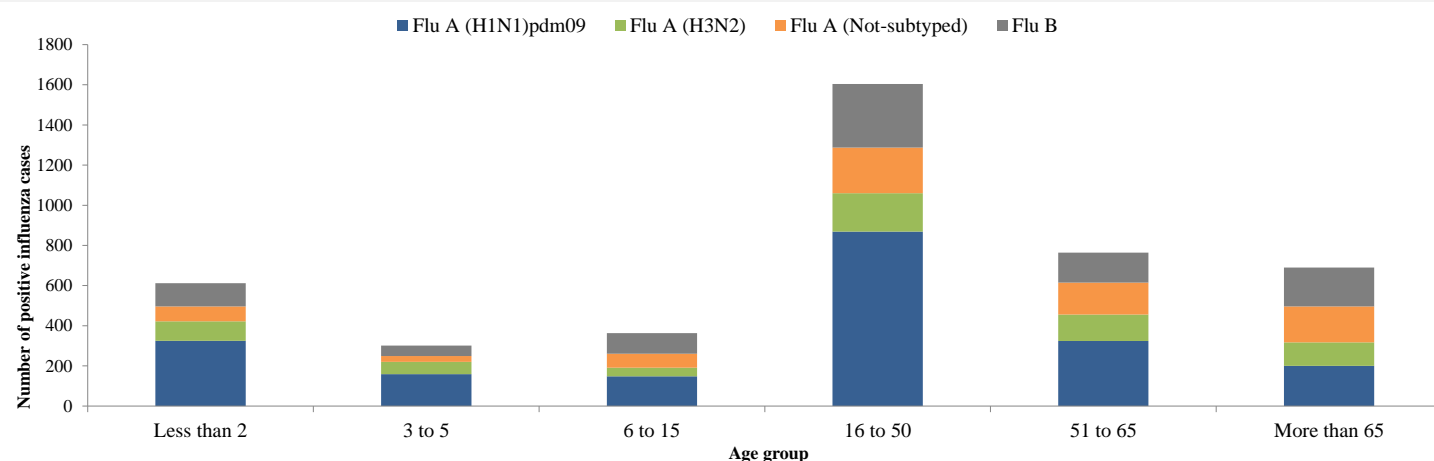
Virus type	W40/2017-W52/2018	Last 4 weeks
	Number (%)	Number (%)
Flu A (H1N1)pdm09	17856 (51)	439 (14)
Flu A (H3N2)	5971 (17)	956 (30)
Flu A (Not-subtyped)	2994 (8)	887 (28)
Flu B	8425 (24)	900 (28)
<b>Total</b>	<b>35246</b>	<b>3182</b>

**Figure 3. Comparison of respiratory pathogens detected from tested specimens by last 12 weeks**

W52/2018



**Figure 4 Age group distribution of influenza cases by virus type in the EMR from W40/2017 to W52/2018**



**Table 2. Reported cases by country**

W01-W52/2018

Country	Number of enrolled cases	Tested cases Number (%)	Influenza positive cases Number (%)	Positive cases			
				Flu A			Flu B
				Flu A (H1N1)pdm09	Flu A (H3N2)	Flu A (Not-subtyped)	Number (%)
Afghanistan	3311	3301 (100)	199 (6)	81 (41)	62 (31)	(-)	56 (28)
Bahrain	759	744 (98)	229 (31)	93 (41)	58 (25)	23 (10)	55 (24)
Egypt	12310	12310 (100)	2077 (17)	780 (38)	742 (36)	2 (0)	553 (27)
Iran (Islamic Republic of)	11032	11032 (100)	1430 (13)	237 (17)	756 (53)	153 (11)	284 (20)
Iraq	1363	1363 (100)	293 (21)	205 (70)	19 (6)	(-)	69 (24)
Jordan	2058	2058 (100)	283 (14)	177 (63)	27 (10)	2 (1)	77 (27)
Kuwait	8976	8806 (98)	1416 (16)	373 (26)	339 (24)	4 (0)	700 (49)
Lebanon	810	807 (100)	146 (18)	47 (32)	51 (35)	3 (2)	45 (31)
Morocco	1514	1514 (100)	321 (21)	56 (17)	110 (34)	(-)	155 (48)
occupied Palestinian territory	1830	1830 (100)	457 (25)	413 (90)	14 (3)	6 (1)	24 (5)
Oman	7213	7066 (98)	1389 (20)	425 (31)	633 (46)	(-)	331 (24)
Pakistan	3004	3004 (100)	822 (27)	523 (64)	232 (28)	(-)	67 (8)
Qatar	45761	45761 (100)	11451 (25)	4977 (43)	990 (9)	2129 (19)	3355 (29)
Saudi Arabia	8786	8074 (92)	1179 (15)	288 (24)	(-)	531 (45)	360 (31)
Sudan	341	341 (100)	32 (9)	1 (3)	8 (25)	17 (53)	6 (19)
Syrian Arab Republic	190	190 (100)	55 (29)	28 (51)	5 (9)	13 (24)	9 (16)
Tunisia	1394	1393 (100)	315 (23)	213 (68)	83 (26)	(-)	19 (6)
Yemen	585	21 (4)	7 (33)	3 (43)	(-)	2 (29)	2 (29)
<b>Total</b>	<b>111237</b>	<b>109615 (99)</b>	<b>22101 (20)</b>	<b>8920 (40)</b>	<b>4129 (19)</b>	<b>2885 (13)</b>	<b>6167 (28)</b>

Published by the Infectious Hazard Management (IHM) unit, World Health Organization (WHO)

Eastern Mediterranean Regional Office (EMRO), Cairo, Egypt.

For Correspondence: Tel. + 20-2-22765797, Fax + 20-2-2765456. E-mail: [emrgooutbreak@who.int](mailto:emrgooutbreak@who.int)

Influenza monthly situation updates are available at: <http://www.emro.who.int/health-topics/influenza/regional-situation-update.html>