

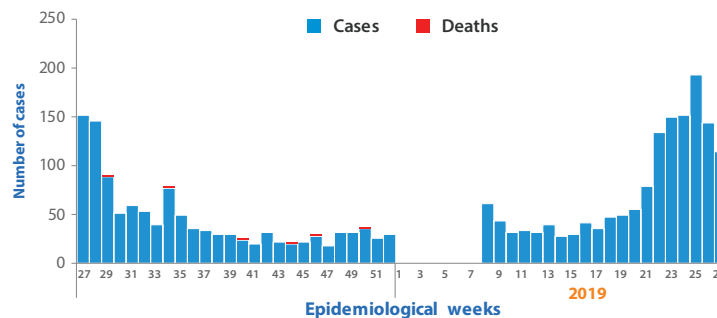
WEEKLY AWD/CHOLERA SITUATION REPORT - SOMALIA

Epidemiological Week 27 (1st - 7th July 2019)

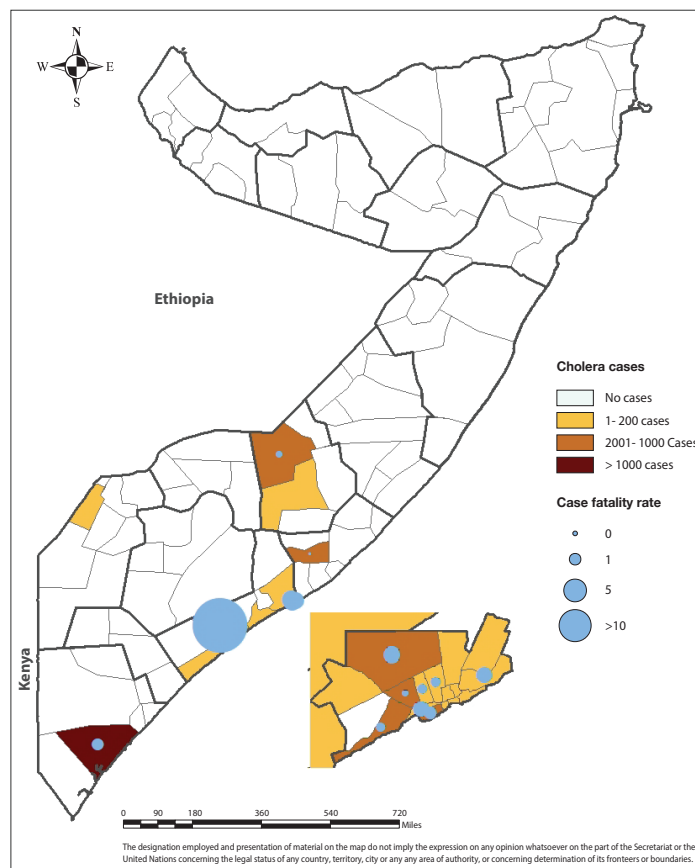
Highlights

- During week 27, 114 new cases and no deaths were reported from 15 districts of Banadir region and 1 district in Gedo region.
- Since December 2017, a total of 8,252 cumulative cases including 46 deaths (CFR 0.6%) were reported from 3 states of Somalia (Hirshabelle, Jubbaland and South West state) and Banadir region
- Since December 2017 a cumulative attack rate of 189 person per 100,000 population was reported with Kismayo (Jubbaland) and Daynile (Banadir) the most affected.
- The overall case Fatality Rate (CFR 0.6%) was reported with Daynile, Waberi, Karan and Kurtunwarey exceeding the WHO's threshold of <1%
- Of the 682 stool samples tested since December 2017, a total of 147 samples were tested positive for *Vibrio cholera* serotype.

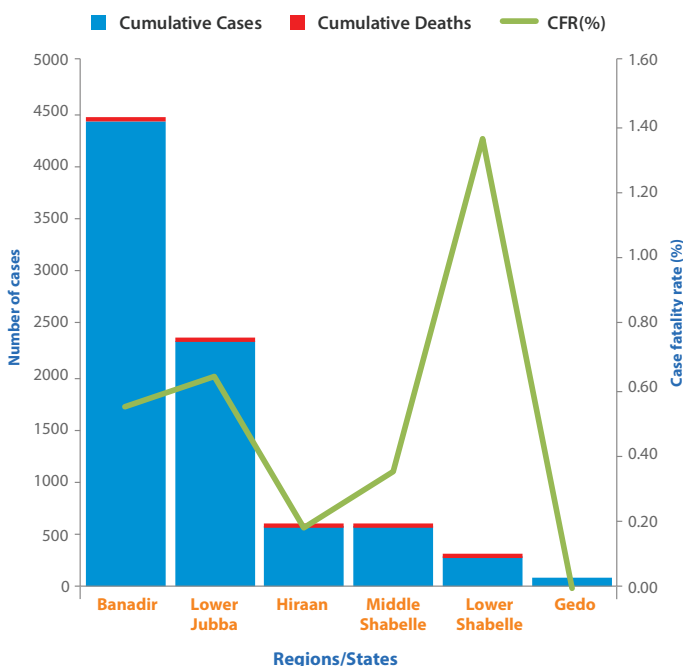
Trends of cholera cases and deaths in Somalia from week 27/2018 to week 27/2019



Distribution of cholera cases from December 2017 to week 27/2019



Cholera cases by state in Somalia, December 2017 to 30 June 2019



Summary statistics

- 114** new cases of Cholera were reported during week 27, of which **81 (71%)** are children below 5 years
- 8,252** cumulative cases were reported since December 2017 of which **5,026 (60.9%)** are children below 5 years **3,962 (48%)** cases were amongst females
- 8,252** Cumulative **46** deaths were reported since December 2017

Suspected cholera cases, deaths, case fatality rates and attack rates by district (December 2017 to July 7 2019)

State/region	Districts	Cumulative cases	Population	Cumulative Deaths	CFR (%)	Attack Rate
Banadir	Darkenley	695	163,855	1	0.1	424
	Daynile	801	93,977	11	1.4	852
	HamarJabja	238	95,296	2	0.8	250
	Hawlwadag	183	118,585	1	0.5	154
	Hodan	954	251,045	2	0.2	380
	Bondere	15	109,840	0	0.0	14
	Karaan	78	253,106	1	1.3	31
	Kahda	54	112,130	0	0.0	48
	Madina	817	173,573	3	0.4	471
	Waberi	158	100,540	2	1.3	157
	Shibis	15	172,842	0	0.0	9
	Shangani	17	43,775	0	0.0	39
	Abdilaziz	15	47,332	0	0.0	32
	HamarWeine	62	100,088	0	0.0	62
	Heliwaa	42	131,341	0	0.0	32
Hirshabelle	Warta nabada	183	128,159	1	0.5	143
	Yaqshid	87	314,160	0	0.0	28
	Beletweyne	522	222,251	1	0.2	235
Jubbaland	Bulo barde	43	95,403	0	0.0	45
	Jowhar	558	291,189	2	0.4	192
South West	Kismayo	2,330	139,585	15	0.6	1669
	Belet hawa	91	108,876	0	0.0	84
South West	Afgoye	153	263,633	0	0.0	58
	Brava	14	111,433	0	0.0	13
	Kurtunwarey	31	211,924	4	12.9	15
	Merka	96	511,031	0	0.0	19
Total		8,252	4,364,969	46	0.6	189

* Case fatality rate >1% has been highlighted as red
* Banadir is not classified as a state