

Influenza situation in the Eastern Mediterranean Region

W12/2018 (from 18/03/2018 to 24/03/2018)

Source of data: EMFLU Network and FLUMART

Figure 1. Number of positive influenza cases and influenza positivity rate per week, 2017-2018

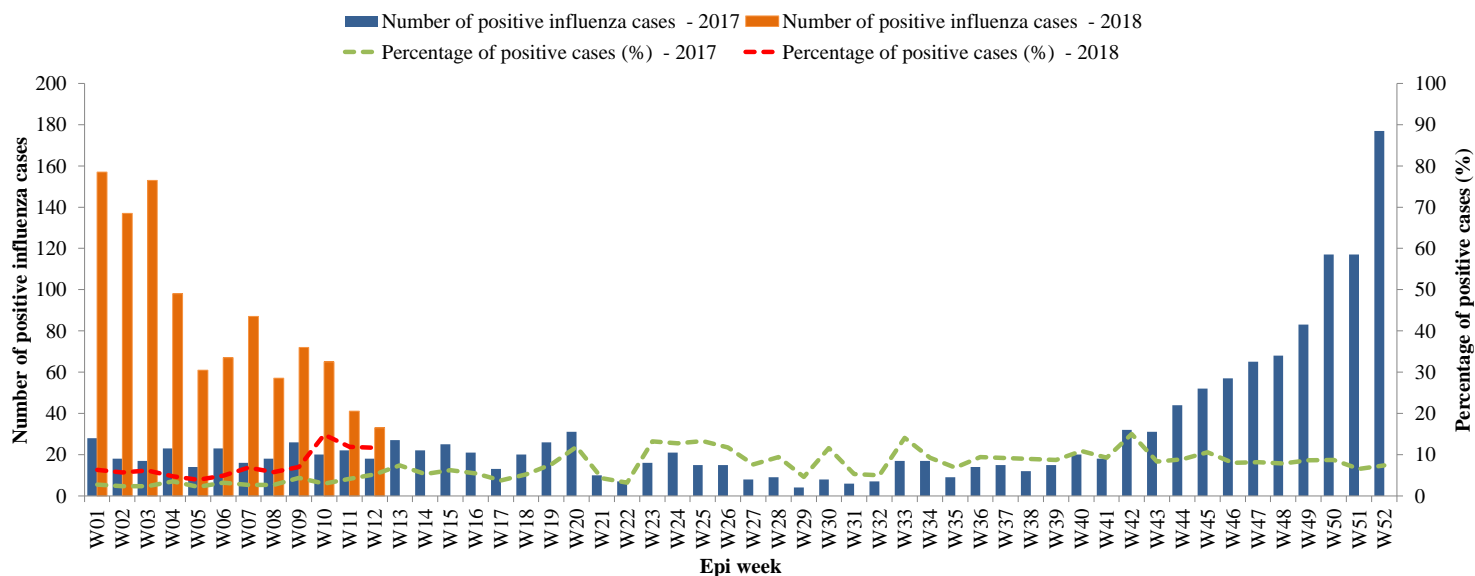


Figure 2. Percentage of circulating virus type by positive influenza cases

W40/2017 - W12/2018

Last 4 weeks

Flu A (H1N1)pdm09 Flu A (H3N2) Flu A (Not-subtyped) Flu B Flu A (H1N1)pdm09 Flu A (H3N2) Flu A (Not-subtyped) Flu B

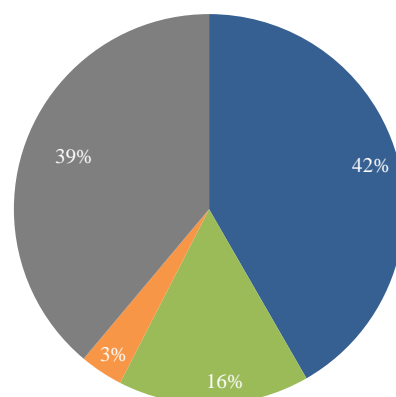
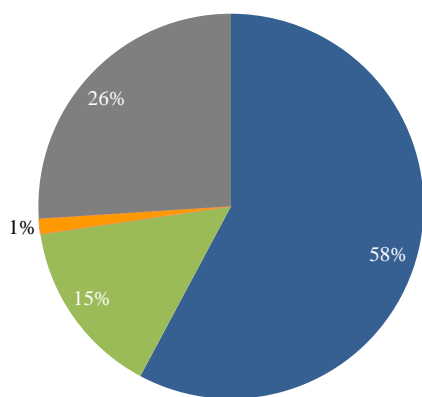


Table 1. Type and Number of influenza viruses detected from W40/2017 to W12/2018 and during last four weeks

Virus type	W40/2017-W12/2018	Last 4 weeks
	Number (%)	Number (%)
Flu A (H1N1)pdm09	12255 (58)	642 (42)
Flu A (H3N2)	3157 (15)	244 (16)
Flu A (Not-subtyped)	272 (1)	55 (4)
Flu B	5518 (26)	599 (39)
Total	21202	1540

Figure 3. Comparison of respiratory pathogens detected from tested specimens by last 12 weeks W12/2018

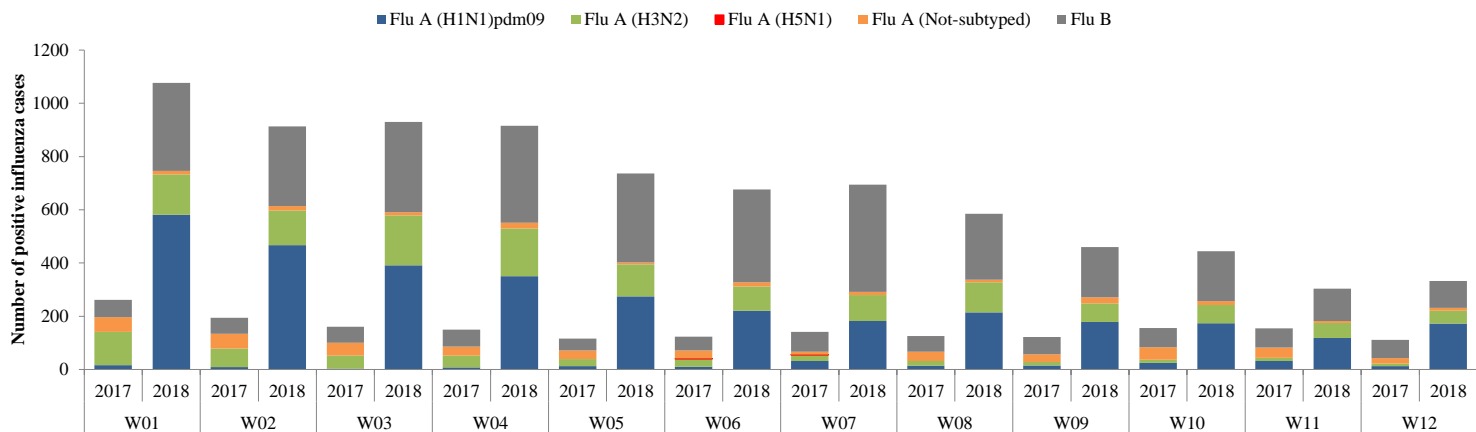


Figure 4. Age group distribution of influenza cases by virus type in the EMR from W40/2017 to W12/2018

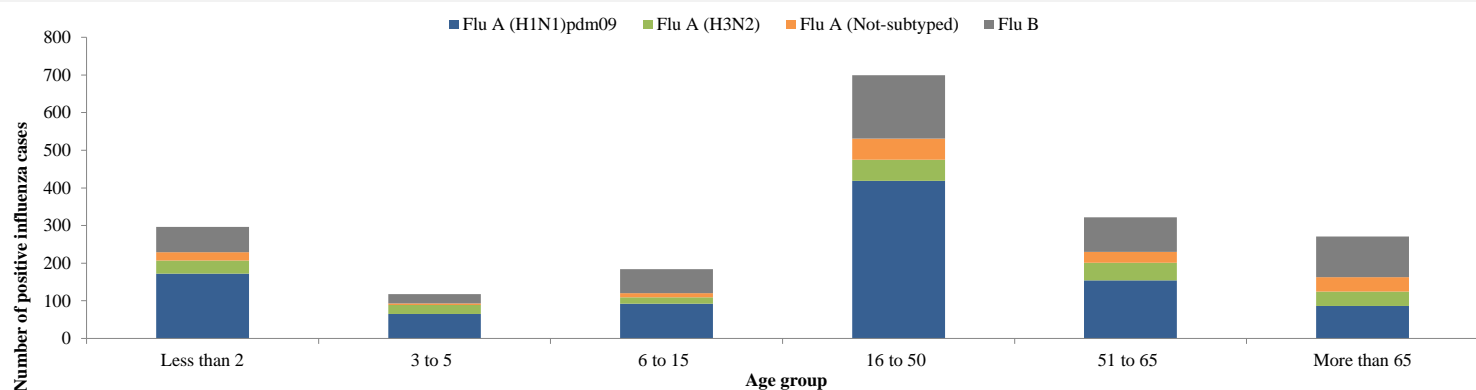


Table 2. Reported cases by country W01-W12/2018

Country	Number of enrolled cases	Tested cases Number (%)	Influenza positive cases Number (%)	Positive cases			
				Flu A			Flu B
				Flu A (H1N1)pdm09	Flu A (H3N2)	Flu A (Not-subtyped)	Number (%)
Afghanistan	1054	1054 (100)	133 (13)	42 (32)	52 (39)	(-)	39 (29)
Bahrain	259	255 (98)	87 (34)	42 (48)	(-)	5 (6)	40 (46)
Egypt	4111	4111 (100)	1133 (28)	555 (49)	132 (12)	2 (0)	444 (39)
Iran (Islamic Republic of)	5390	5390 (100)	624 (12)	212 (34)	152 (24)	(-)	260 (42)
Iraq	1084	1084 (100)	275 (25)	200 (73)	8 (3)	(-)	67 (24)
Jordan	954	954 (100)	231 (24)	164 (71)	1 (0)	2 (1)	64 (28)
Kuwait	3499	3476 (99)	887 (26)	248 (28)	86 (10)	(-)	553 (62)
Lebanon	405	405 (100)	90 (22)	27 (30)	29 (32)	3 (3)	31 (34)
Morocco	840	840 (100)	245 (29)	40 (16)	89 (36)	(-)	116 (47)
occupied Palestinian territory	924	924 (100)	220 (24)	193 (88)	3 (1)	(-)	24 (11)
Pakistan	2520	2520 (100)	774 (31)	504 (65)	227 (29)	(-)	43 (6)
Qatar	11360	11360 (100)	2437 (21)	737 (30)	425 (17)	72 (3)	1203 (49)
Saudi Arabia	2077	1992 (96)	324 (16)	57 (18)	(-)	76 (23)	191 (59)
Syrian Arab Republic	67	67 (100)	21 (31)	9 (43)	(-)	3 (14)	9 (43)
Oman	2040	2006 (98)	285 (14)	83 (29)	32 (11)	(-)	170 (60)
Sudan	62	(-)	(-)	(-)	(-)	(-)	(-)
Tunisia	1932	965 (50)	301 (31)	210 (70)	80 (27)	(-)	11 (4)
Yemen	10	(-)	(-)	(-)	(-)	(-)	(-)
Total	38588	37403 (97)	8067 (22)	3323 (41)	1316 (16)	163 (2)	3265 (40)

Published by the Infectious Hazard Management (IHM) unit, World Health Organization (WHO) Eastern Mediterranean Regional Office (EMRO), Cairo, Egypt.
 For Correspondence: Tel. + 20-2-22765492, Fax + 20-2-2765456. E-mail: emrgohspoutbreak@who.int
 Influenza monthly situation updates are available at: <http://www.emro.who.int/health-topics/influenza/regional-situation-update.html>