

# Influenza situation in the Eastern Mediterranean Region

W13/2018 (from 25/03/2018 to 31/03/2018)

Source of data: EMFLU Network and FLUMART

Figure 1. Number of positive influenza cases and influenza positivity rate per week, 2017-2018

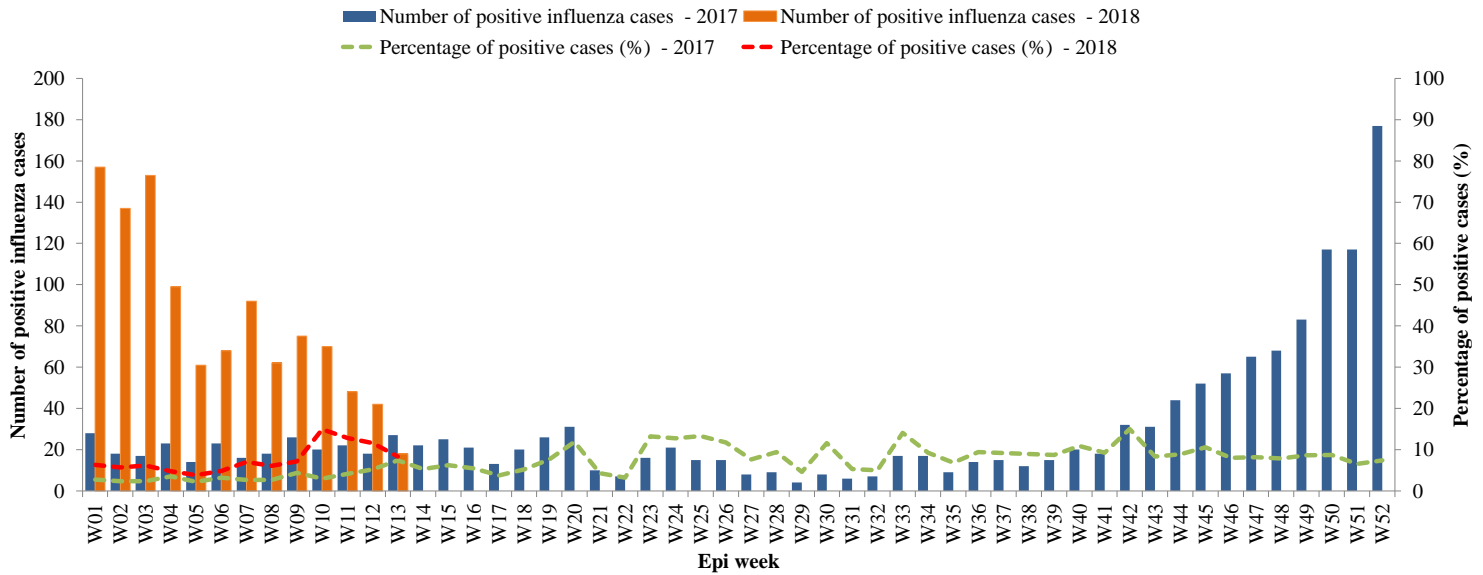


Figure 2. Percentage of circulating virus type by positive influenza cases

W40/2017 - W13/2018

Last 4 weeks

Flu A (H1N1)pdm09   Flu A (H3N2)   Flu A (Not-subtyped)   Flu B   Flu A (H1N1)pdm09   Flu A (H3N2)   Flu A (Not-subtyped)   Flu B

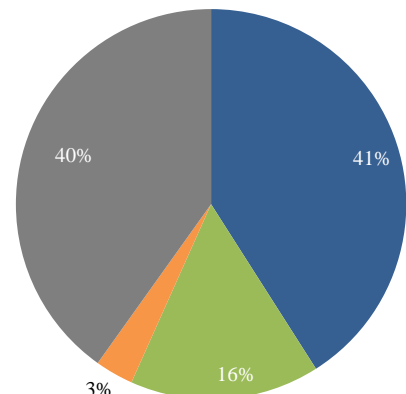
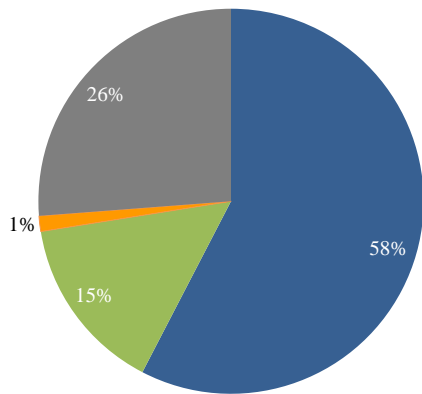
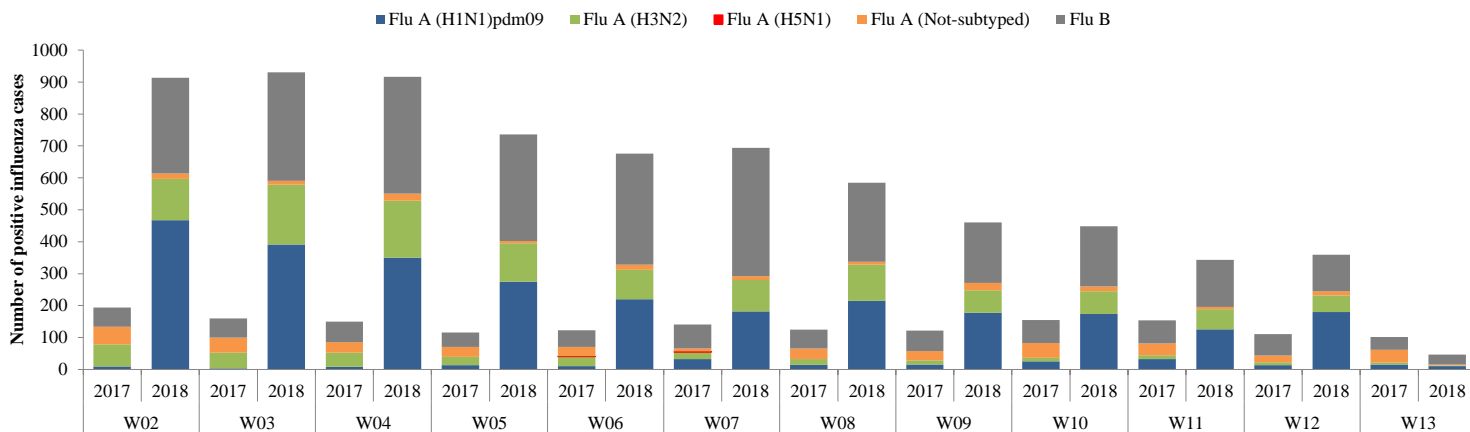


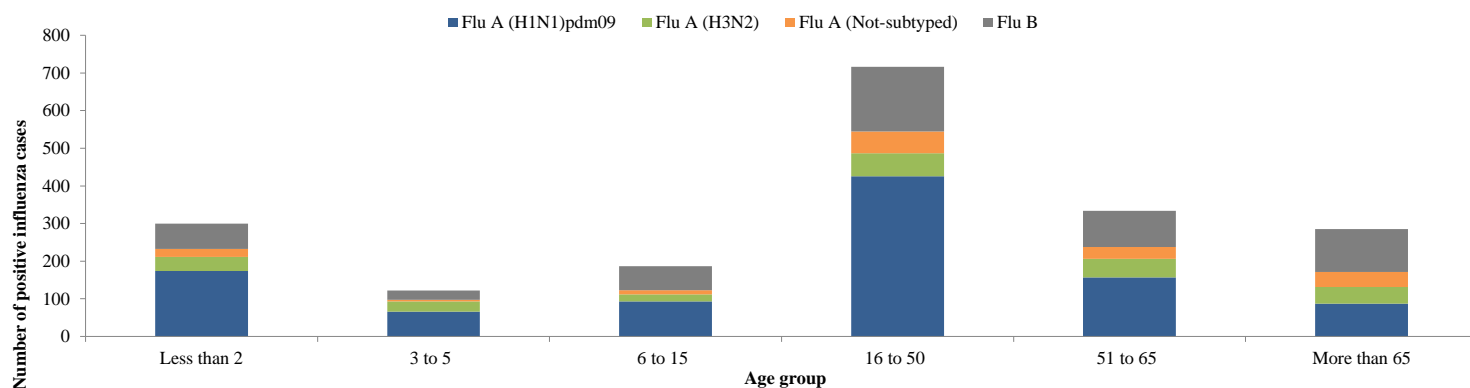
Table 1. Type and Number of influenza viruses detected from W40/2017 to W13/2018 and during last four weeks

Virus type	W40/2017-W13/2018	Last 4 weeks
	Number (%)	Number (%)
Flu A (H1N1)pdm09	12281 (58)	490 (41)
Flu A (H3N2)	3171 (15)	188 (16)
Flu A (Not-subtyped)	278 (1)	38 (3)
Flu B	5588 (26)	480 (40)
<b>Total</b>	<b>21318</b>	<b>1196</b>

**Figure 3. Comparison of respiratory pathogens detected from tested specimens by last 12 weeks W13/2018**



**Figure 4. Age group distribution of influenza cases by virus type in the EMR from W40/2017 to W13/2018**



**Table 2. Reported cases by country W01-W13/2018**

Country	Number of enrolled cases	Tested cases Number (%)	Influenza positive cases Number (%)	Positive cases			
				Flu A			Flu B
				Flu A (H1N1)pdm09	Flu A (H3N2)	Flu A (Not-subtyped)	Number (%)
Afghanistan	1138	1138 (100)	134 (12)	42 (31)	52 (39)	1 (1)	39 (29)
Bahrain	261	257 (98)	89 (35)	43 (48)	(-)	6 (7)	40 (45)
Egypt	4128	4128 (100)	1134 (27)	556 (49)	132 (12)	2 (0)	444 (39)
Iran (Islamic Republic of)	5390	5390 (100)	624 (12)	212 (34)	152 (24)	(-)	260 (42)
Iraq	1084	1084 (100)	275 (25)	200 (73)	8 (3)	(-)	67 (24)
Jordan	999	999 (100)	232 (23)	164 (71)	2 (1)	2 (1)	64 (28)
Kuwait	4219	4219 (100)	966 (23)	264 (27)	92 (10)	(-)	610 (63)
Lebanon	440	440 (100)	95 (22)	27 (28)	30 (32)	3 (3)	35 (37)
Morocco	840	840 (100)	252 (30)	40 (16)	95 (38)	(-)	117 (46)
occupied Palestinian territory	924	924 (100)	220 (24)	193 (88)	3 (1)	(-)	24 (11)
Pakistan	2520	2520 (100)	774 (31)	504 (65)	227 (29)	(-)	43 (6)
Qatar	11367	11367 (100)	2438 (21)	738 (30)	425 (17)	72 (3)	1203 (49)
Saudi Arabia	2268	2172 (96)	342 (16)	63 (18)	(-)	80 (23)	199 (58)
Syrian Arab Republic	68	68 (100)	22 (32)	10 (45)	(-)	3 (14)	9 (41)
Oman	2040	2006 (98)	285 (14)	83 (29)	32 (11)	(-)	170 (60)
Sudan	62	(-)	(-)	(-)	(-)	(-)	(-)
Tunisia	1932	965 (50)	301 (31)	210 (70)	80 (27)	(-)	11 (4)
Yemen	20	(-)	(-)	(-)	(-)	(-)	(-)
<b>Total</b>	<b>39700</b>	<b>38517 (97)</b>	<b>8183 (21)</b>	<b>3349 (41)</b>	<b>1330 (16)</b>	<b>169 (2)</b>	<b>3335 (41)</b>

Published by the Infectious Hazard Management (IHM) unit, World Health Organization (WHO) Eastern Mediterranean Regional Office (EMRO), Cairo, Egypt.  
 For Correspondence: Tel. + 20-2-22765492, Fax + 20-2-2765456. E-mail: emrgohspoutbreak@who.int  
 Influenza monthly situation updates are available at: <http://www.emro.who.int/health-topics/influenza/regional-situation-update.html>