

# Influenza situation in the Eastern Mediterranean Region

W17/2018 (from 22/04/2018 to 28/04/2018)

Source of data: EMFLU Network and FLUMART

Figure 1. Number of positive influenza cases and influenza positivity rate per week, 2017-2018

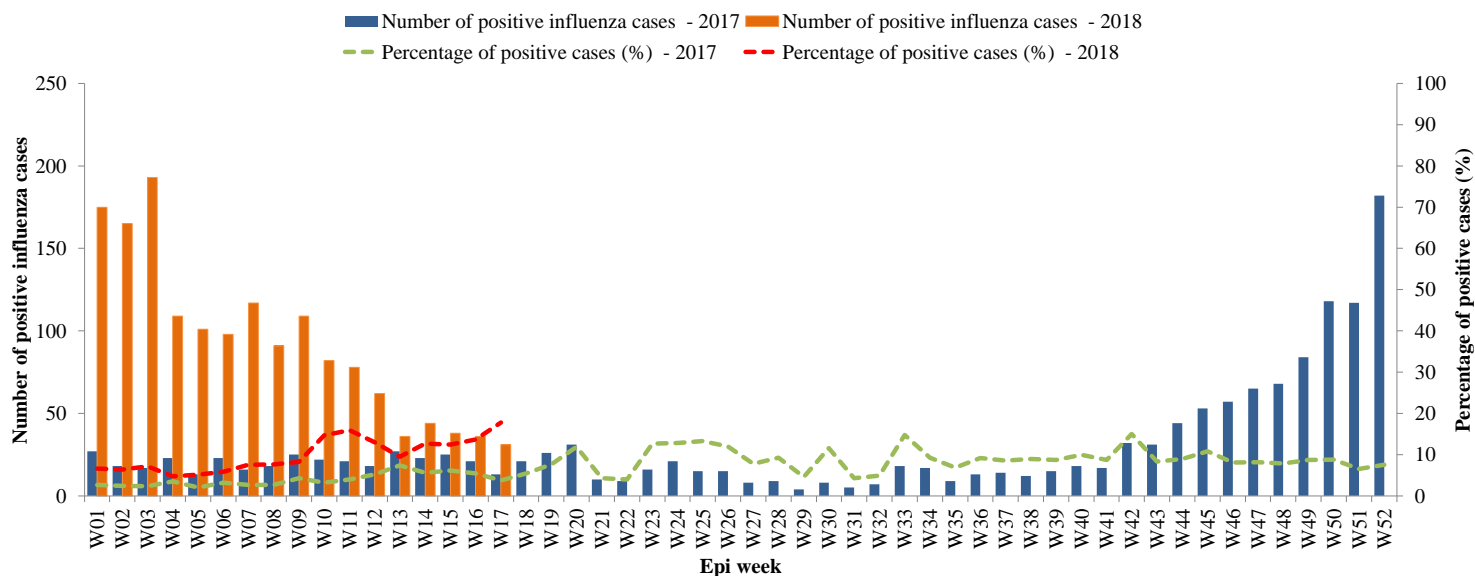


Figure 2. Percentage of circulating virus type by positive influenza cases

W40/2017 - W17/2018

Last 4 weeks

Flu A (H1N1)pdm09   Flu A (H3N2)   Flu A (Not-subtyped)   Flu B   Flu A (H1N1)pdm09   Flu A (H3N2)   Flu A (Not-subtyped)   Flu B

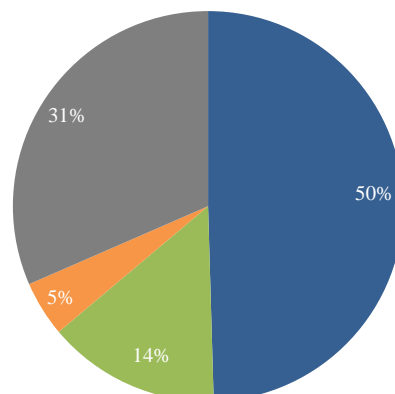
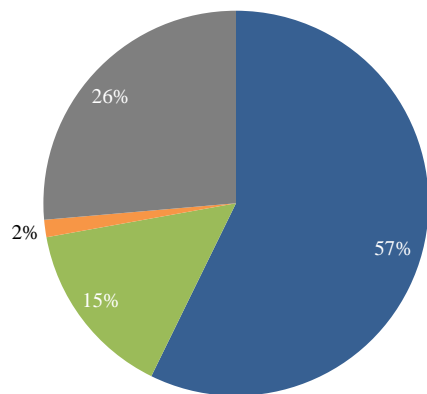
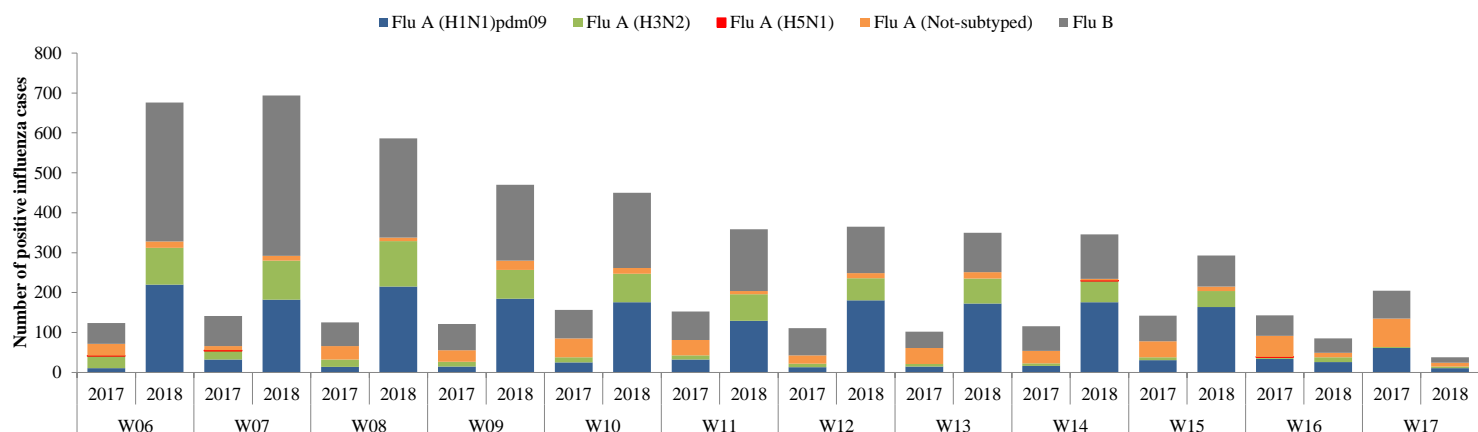


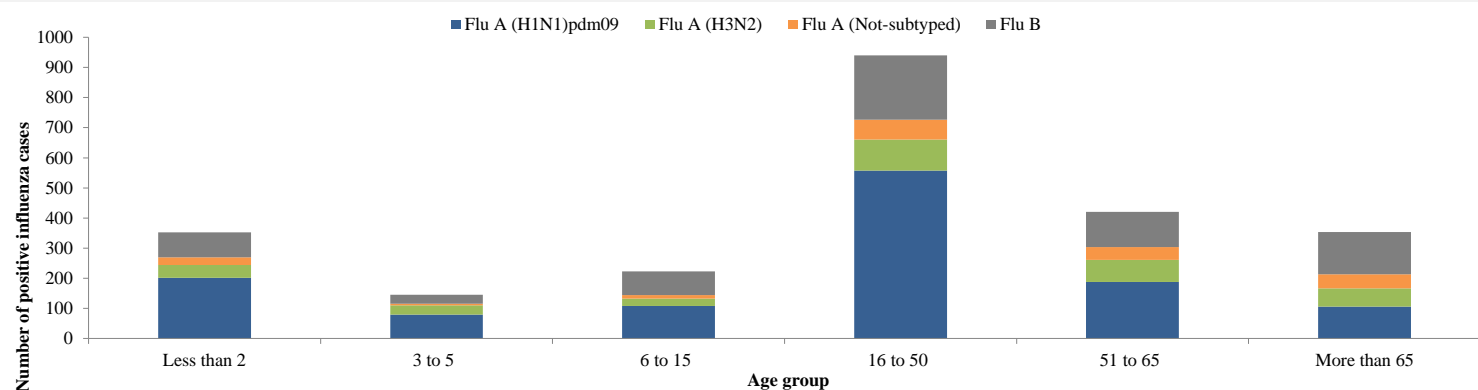
Table 1. Type and Number of influenza viruses detected from W40/2017 to W17/2018 and during last four weeks

Virus type	W40/2017-W17/2018	Last 4 weeks
	Number (%)	Number (%)
Flu A (H1N1)pdm09	12839 (57)	377 (50)
Flu A (H3N2)	3348 (15)	109 (14)
Flu A (Not-subtyped)	327 (1)	35 (5)
Flu B	5915 (26)	240 (32)
<b>Total</b>	<b>22429</b>	<b>761</b>

**Figure 3. Comparison of respiratory pathogens detected from tested specimens by last 12 weeks W17/2018**



**Figure 4. Age group distribution of influenza cases by virus type in the EMR from W40/2017 to W17/2018**



**Table 2. Reported cases by country W01-W17/2018**

Country	Number of enrolled cases	Tested cases Number (%)	Influenza positive cases Number (%)	Positive cases			
				Flu A			Flu B
				Flu A (H1N1)pdm09	Flu A (H3N2)	Flu A (Not-subtyped)	Number (%)
Afghanistan	1331	1303 (98)	139 (11)	42 (30)	52 (37)	(-)	45 (32)
Bahrain	342	335 (98)	106 (32)	46 (43)	(-)	11 (10)	49 (46)
Egypt	5317	5317 (100)	1418 (27)	736 (52)	176 (12)	2 (0)	504 (36)
Iran (Islamic Republic of)	5808	5808 (100)	632 (11)	213 (34)	159 (25)	(-)	260 (41)
Iraq	1139	1139 (100)	275 (24)	200 (73)	8 (3)	(-)	67 (24)
Jordan	1116	1116 (100)	245 (22)	167 (68)	3 (1)	2 (1)	73 (30)
Kuwait	4615	4559 (99)	1029 (23)	286 (28)	103 (10)	(-)	640 (62)
Lebanon	498	498 (100)	114 (23)	34 (30)	34 (30)	3 (3)	43 (38)
Morocco	930	930 (100)	268 (29)	44 (16)	102 (38)	(-)	122 (46)
occupied Palestinian territory	1111	1111 (100)	265 (24)	235 (89)	6 (2)	(-)	24 (9)
Pakistan	2696	2696 (100)	796 (30)	511 (64)	230 (29)	(-)	55 (7)
Qatar	13922	13922 (100)	2922 (21)	1008 (34)	516 (18)	88 (3)	1310 (45)
Saudi Arabia	2948	2832 (96)	428 (15)	66 (15)	(-)	109 (25)	253 (59)
Syrian Arab Republic	78	78 (100)	22 (28)	10 (45)	(-)	3 (14)	9 (41)
Oman	2427	2332 (96)	327 (14)	99 (30)	39 (12)	(-)	189 (58)
Sudan	62	(-)	(-)	(-)	(-)	(-)	(-)
Tunisia	1156	1156 (100)	310 (27)	211 (68)	81 (26)	(-)	18 (6)
Yemen	280	(-)	(-)	(-)	(-)	(-)	(-)
<b>Total</b>	<b>45776</b>	<b>45132 (99)</b>	<b>9296 (21)</b>	<b>3908 (42)</b>	<b>1509 (16)</b>	<b>218 (2)</b>	<b>3661 (39)</b>

Published by the Infectious Hazard Management (IHM) unit, World Health Organization (WHO) Eastern Mediterranean Regional Office (EMRO), Cairo, Egypt.  
 For Correspondence: Tel. + 20-2-22765492, Fax + 20-2-2765456. E-mail: [emrgohspoutbreak@who.int](mailto:emrgohspoutbreak@who.int)  
 Influenza monthly situation updates are available at: <http://www.emro.who.int/health-topics/influenza/regional-situation-update.html>