

Influenza situation in the Eastern Mediterranean Region

W20/2018 (from 13/05/2018 to 19/05/2018)

Source of data: EMFLU Network and FLUMART

Figure 1. Number of positive influenza cases and influenza positivity rate per week, 2017-2018

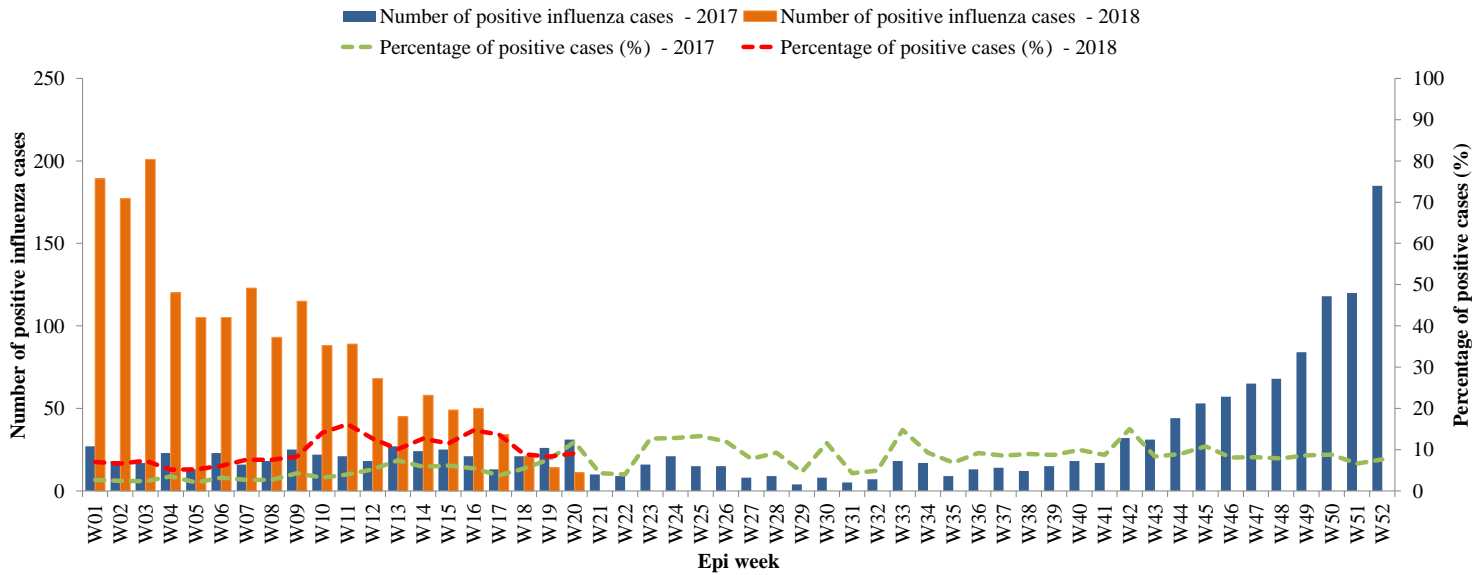


Figure 2. Percentage of circulating virus type by positive influenza cases

W40/2017 - W20/2018

Last 4 weeks

Flu A (H1N1)pdm09 Flu A (H3N2) Flu A (Not-subtyped) Flu B Flu A (H1N1)pdm09 Flu A (H3N2) Flu A (Not-subtyped) Flu B

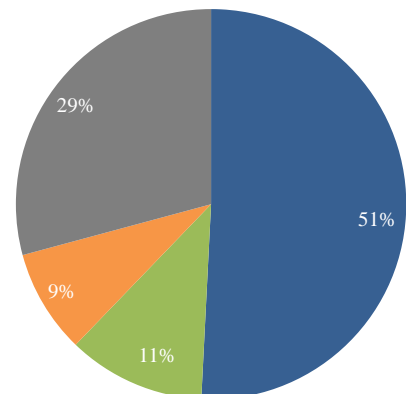
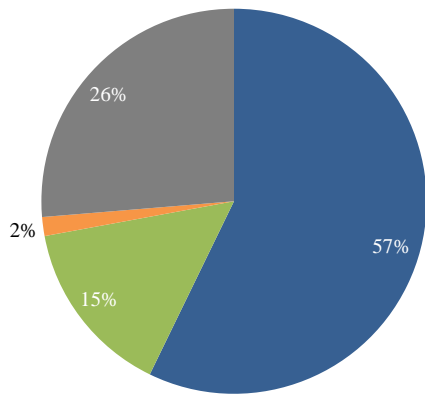


Table 1. Type and Number of influenza viruses detected from W40/2017 to W20/2018 and during last four weeks

Virus type	W40/2017-W20/2018	Last 4 weeks
	Number (%)	Number (%)
Flu A (H1N1)pdm09	13221 (57)	254 (51)
Flu A (H3N2)	3444 (15)	57 (11)
Flu A (Not-subtyped)	367 (2)	43 (9)
Flu B	6081 (26)	146 (29)
Total	23113	500

Figure 3. Comparison of respiratory pathogens detected from tested specimens by last 12 weeks W20/2018

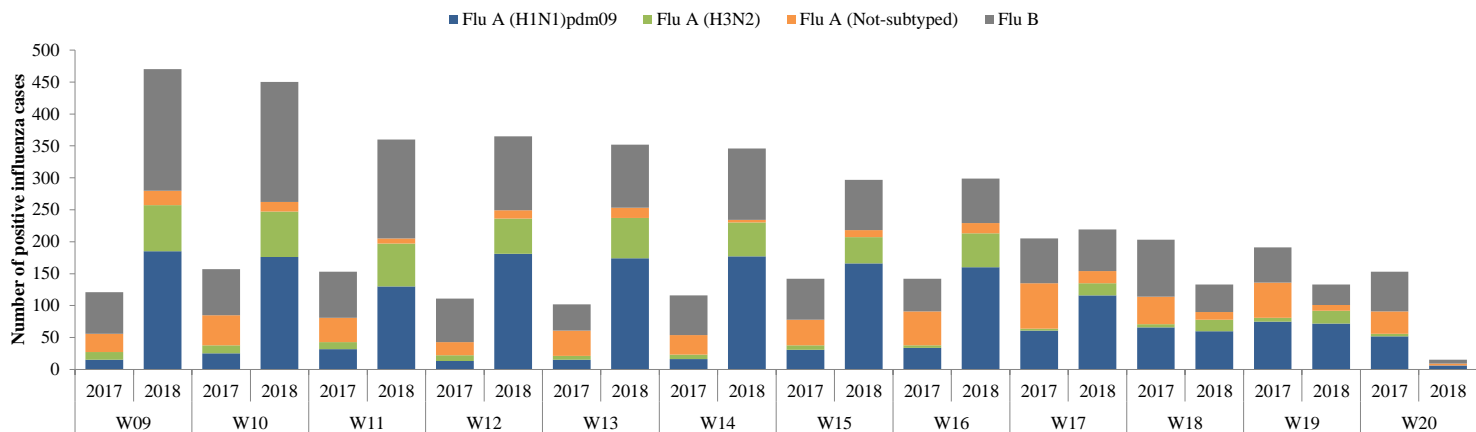


Figure 4. Age group distribution of influenza cases by virus type in the EMR from W40/2017 to W20/2018

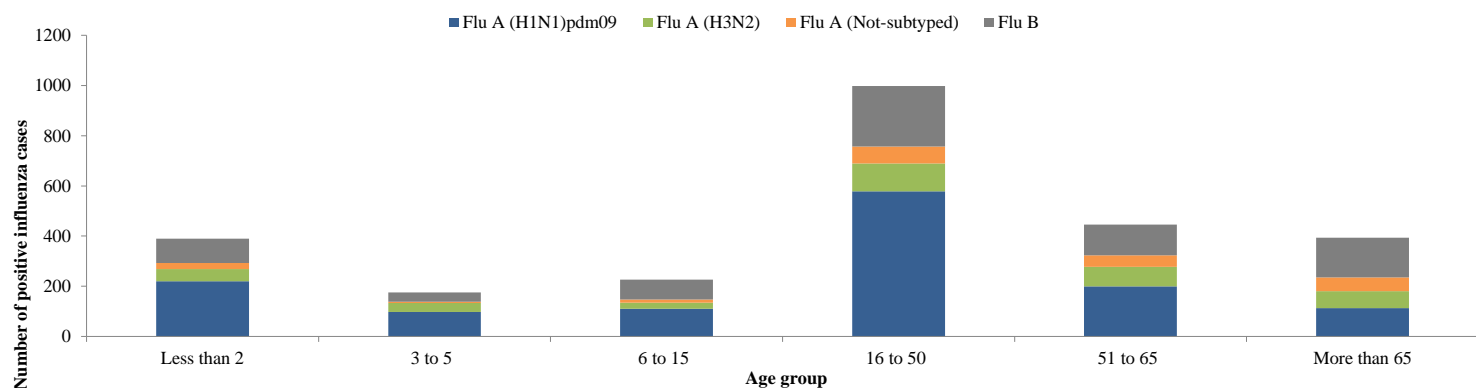


Table 2. Reported cases by country W01-W20/2018

Country	Number of enrolled cases	Tested cases Number (%)	Influenza positive cases Number (%)	Positive cases			
				Flu A			Flu B
				Flu A (H1N1)pdm09	Flu A (H3N2)	Flu A (Not-subtyped)	Number (%)
Afghanistan	1437	1399 (97)	139 (10)	42 (30)	52 (37)	(-)	45 (32)
Bahrain	357	350 (98)	111 (32)	48 (43)	(-)	12 (11)	51 (46)
Egypt	6235	6235 (100)	1493 (24)	760 (51)	200 (13)	2 (0)	531 (36)
Iran (Islamic Republic of)	5917	5917 (100)	634 (11)	215 (34)	159 (25)	(-)	260 (41)
Iraq	1166	1166 (100)	275 (24)	200 (73)	8 (3)	(-)	67 (24)
Jordan	1163	1163 (100)	249 (21)	167 (67)	3 (1)	2 (1)	77 (31)
Kuwait	5071	5071 (100)	1066 (21)	300 (28)	108 (10)	(-)	658 (62)
Lebanon	519	519 (100)	114 (22)	34 (30)	34 (30)	3 (3)	43 (38)
Morocco	993	993 (100)	272 (27)	48 (18)	102 (38)	(-)	122 (45)
occupied Palestinian territory	1152	1152 (100)	268 (23)	239 (89)	6 (2)	(-)	23 (9)
Pakistan	2718	2718 (100)	798 (29)	511 (64)	231 (29)	(-)	56 (7)
Qatar	16976	16976 (100)	3429 (20)	1329 (39)	577 (17)	112 (3)	1411 (41)
Saudi Arabia	3360	3213 (96)	464 (14)	75 (16)	(-)	124 (27)	265 (57)
Syrian Arab Republic	80	80 (100)	22 (28)	10 (45)	(-)	3 (14)	9 (41)
Oman	2525	2380 (94)	335 (14)	100 (30)	44 (13)	(-)	191 (57)
Sudan	62	(-)	(-)	(-)	(-)	(-)	(-)
Tunisia	1175	1175 (100)	311 (26)	212 (68)	81 (26)	(-)	18 (6)
Yemen	307	(-)	(-)	(-)	(-)	(-)	(-)
Total	51213	50507 (99)	9980 (20)	4290 (43)	1605 (16)	258 (3)	3827 (38)

Published by the Infectious Hazard Management (IHM) unit, World Health Organization (WHO) Eastern Mediterranean Regional Office (EMRO), Cairo, Egypt.
 For Correspondence: Tel. + 20-2-22765492, Fax + 20-2-2765456. E-mail: emrgohspoutbreak@who.int
 Influenza monthly situation updates are available at: <http://www.emro.who.int/health-topics/influenza/regional-situation-update.html>