

Influenza situation in the Eastern Mediterranean Region

W21/2018 (from 20/05/2018 to 26/05/2018)

Source of data: EMFLU Network and FLUMART

Figure 1. Number of positive influenza cases and influenza positivity rate per week, 2017-2018

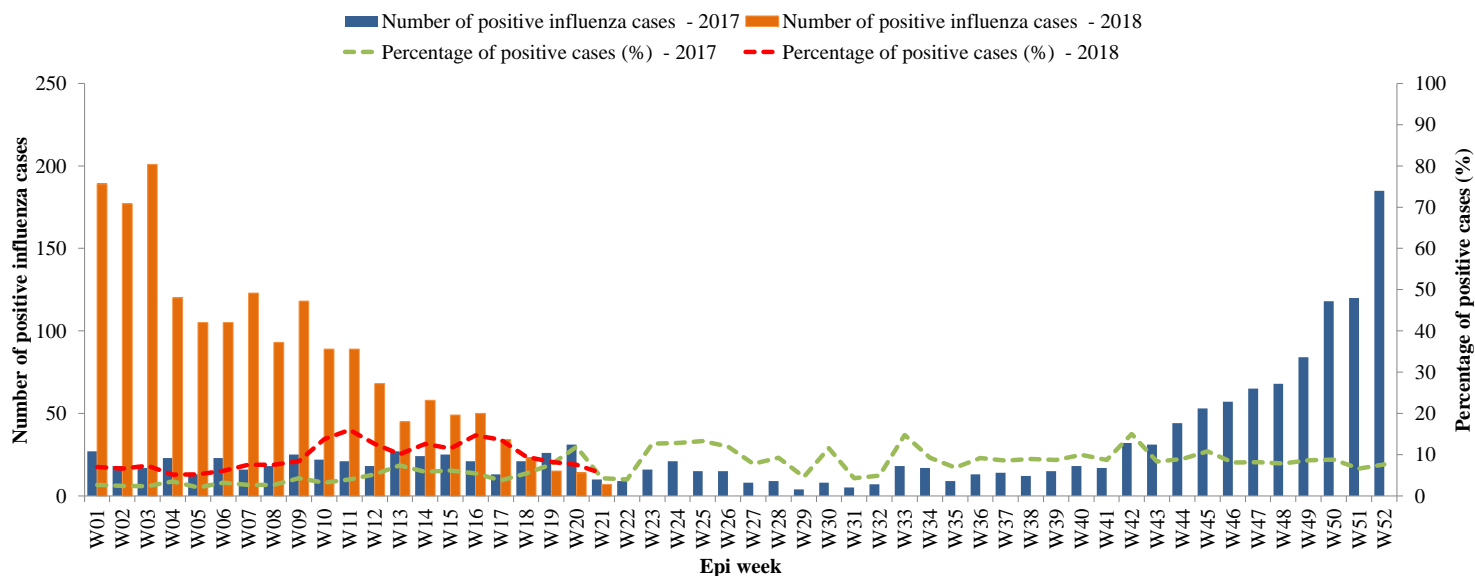


Figure 2. Percentage of circulating virus type by positive influenza cases

W40/2017 - W21/2018

Last 4 weeks

Flu A (H1N1)pdm09 Flu A (H3N2) Flu A (Not-subtyped) Flu B Flu A (H1N1)pdm09 Flu A (H3N2) Flu A (Not-subtyped) Flu B

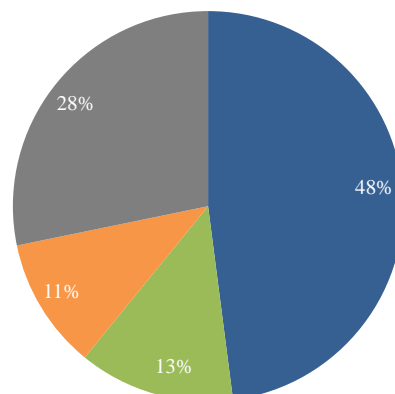
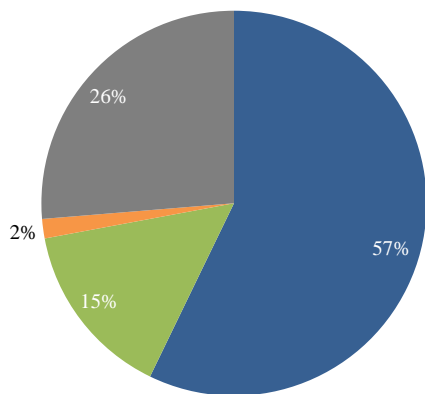


Table 1. Type and Number of influenza viruses detected from W40/2017 to W21/2018 and during last four weeks

Virus type	W40/2017-W21/2018	Last 4 weeks
	Number (%)	Number (%)
Flu A (H1N1)pdm09	13224 (57)	141 (48)
Flu A (H3N2)	3444 (15)	38 (13)
Flu A (Not-subtyped)	377 (2)	32 (11)
Flu B	6083 (26)	83 (28)
Total	23128	294

Figure 3. Comparison of respiratory pathogens detected from tested specimens by last 12 weeks
W21/2018

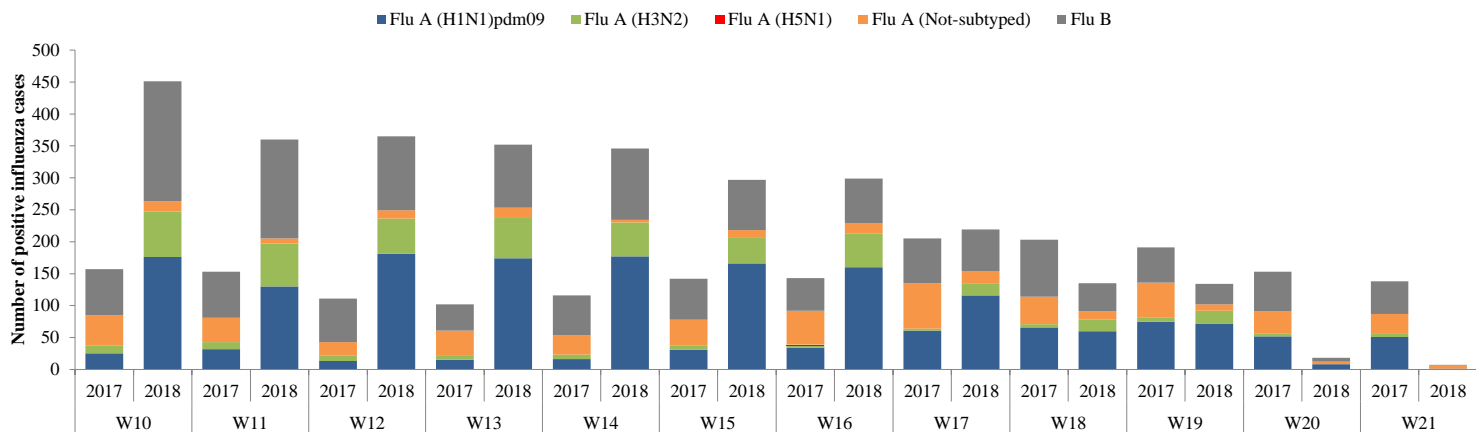


Figure 4. Age group distribution of influenza cases by virus type in the EMR from W40/2017 to W21/2018

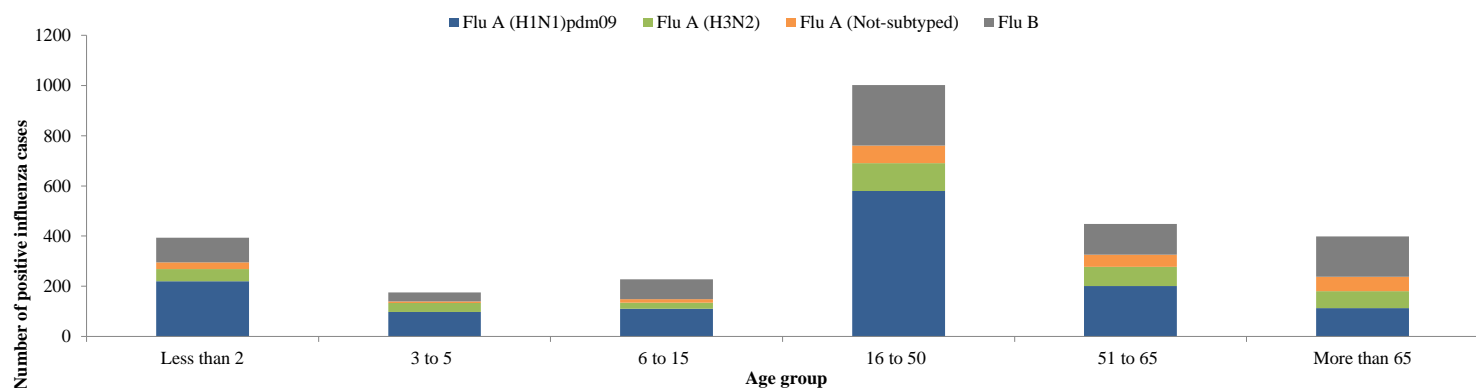


Table 2. Reported cases by country

W01-W21/2018

Country	Number of enrolled cases	Tested cases Number (%)	Influenza positive cases Number (%)	Positive cases			
				Flu A			Flu B
				Flu A (H1N1)pdm09	Flu A (H3N2)	Flu A (Not-subtyped)	Number (%)
Afghanistan	1527	1410 (92)	139 (10)	42 (30)	52 (37)	(-)	45 (32)
Bahrain	358	351 (98)	111 (32)	48 (43)	(-)	12 (11)	51 (46)
Egypt	6235	6235 (100)	1493 (24)	760 (51)	200 (13)	2 (0)	531 (36)
Iran (Islamic Republic of)	5917	5917 (100)	634 (11)	215 (34)	159 (25)	(-)	260 (41)
Iraq	1166	1166 (100)	275 (24)	200 (73)	8 (3)	(-)	67 (24)
Jordan	1186	1186 (100)	249 (21)	167 (67)	3 (1)	2 (1)	77 (31)
Kuwait	5071	5071 (100)	1068 (21)	300 (28)	108 (10)	2 (0)	658 (62)
Lebanon	520	520 (100)	114 (22)	34 (30)	34 (30)	3 (3)	43 (38)
Morocco	993	993 (100)	272 (27)	48 (18)	102 (38)	(-)	122 (45)
occupied Palestinian territory	1183	1183 (100)	269 (23)	240 (89)	6 (2)	(-)	23 (9)
Pakistan	2718	2718 (100)	798 (29)	511 (64)	231 (29)	(-)	56 (7)
Qatar	16986	16986 (100)	3430 (20)	1330 (39)	577 (17)	112 (3)	1411 (41)
Saudi Arabia	3474	3338 (96)	475 (14)	76 (16)	(-)	132 (28)	267 (56)
Syrian Arab Republic	80	80 (100)	22 (28)	10 (45)	(-)	3 (14)	9 (41)
Oman	2525	2380 (94)	335 (14)	100 (30)	44 (13)	(-)	191 (57)
Sudan	62	(-)	(-)	(-)	(-)	(-)	(-)
Tunisia	1175	1175 (100)	311 (26)	212 (68)	81 (26)	(-)	18 (6)
Yemen	331	(-)	(-)	(-)	(-)	(-)	(-)
Total	51507	50709 (98)	9995 (20)	4293 (43)	1605 (16)	268 (3)	3829 (38)

Published by the Infectious Hazard Management (IHM) unit, World Health Organization (WHO) Eastern Mediterranean Regional Office (EMRO), Cairo, Egypt.
For Correspondence: Tel. + 20-2-22765492, Fax + 20-2-2765456. E-mail: emrgohspoutbreak@who.int
Influenza monthly situation updates are available at: <http://www.emro.who.int/health-topics/influenza/regional-situation-update.html>