

Influenza situation in the Eastern Mediterranean Region

W22/2018 (from 27/05/2018 to 02/06/2018)

Source of data: EMFLU Network and FLUMART

Figure 1. Number of positive influenza cases and influenza positivity rate per week, 2017-2018

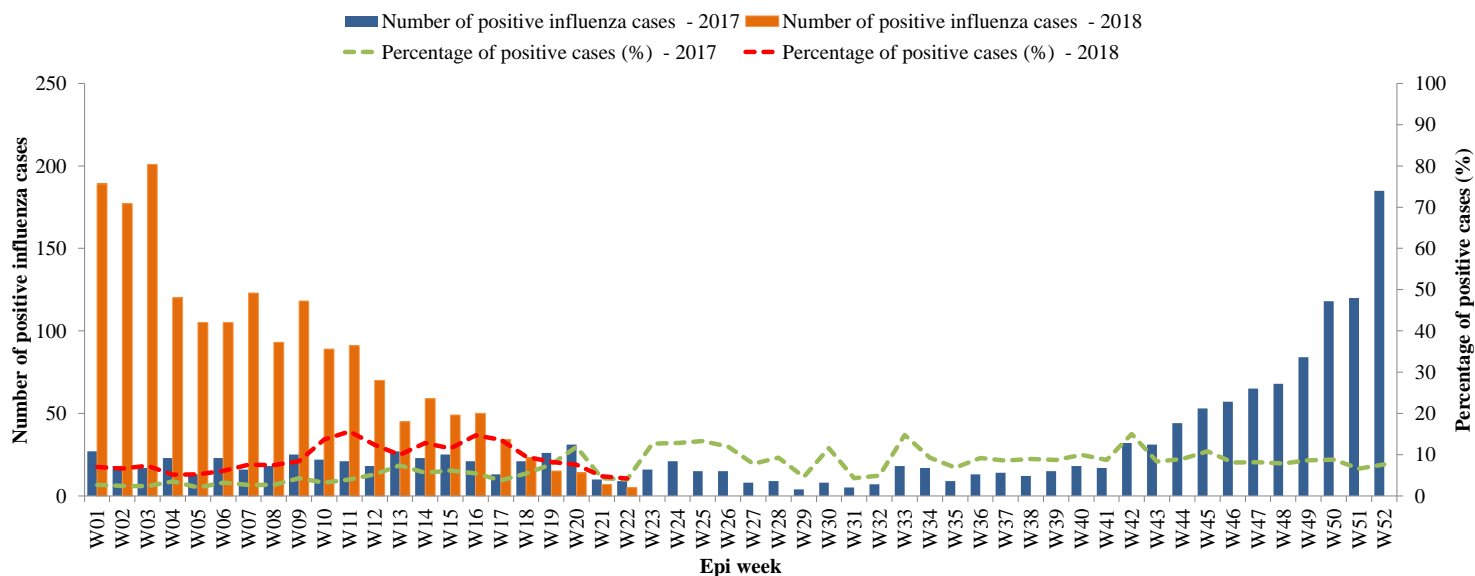


Figure 2. Percentage of circulating virus type by positive influenza cases

W40/2017 - W22/2018

Last 4 weeks

■ Flu A (H1N1)pdm09 ■ Flu A (H3N2) ■ Flu A (Not-subtyped) ■ Flu B

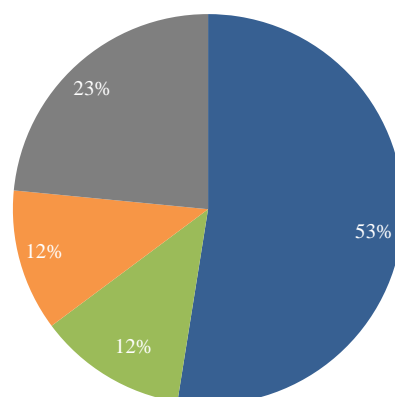
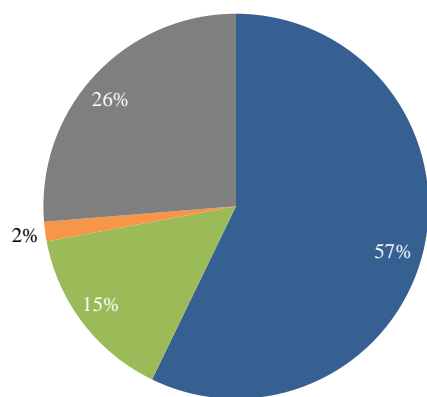


Table 1. Type and Number of influenza viruses detected from W40/2017 to W22/2018 and during last four weeks

| Virus type | W40/2017-W22/2018 | Last 4 weeks |
|----------------------|-------------------|--------------|
| | Number (%) | Number (%) |
| Flu A (H1N1)pdm09 | 13237 (57) | 94 (53) |
| Flu A (H3N2) | 3446 (15) | 22 (12) |
| Flu A (Not-subtyped) | 381 (2) | 21 (12) |
| Flu B | 6086 (26) | 42 (23) |
| Total | 23150 | 179 |

Figure 3. Comparison of respiratory pathogens detected from tested specimens by last 12 weeks
W22/2018

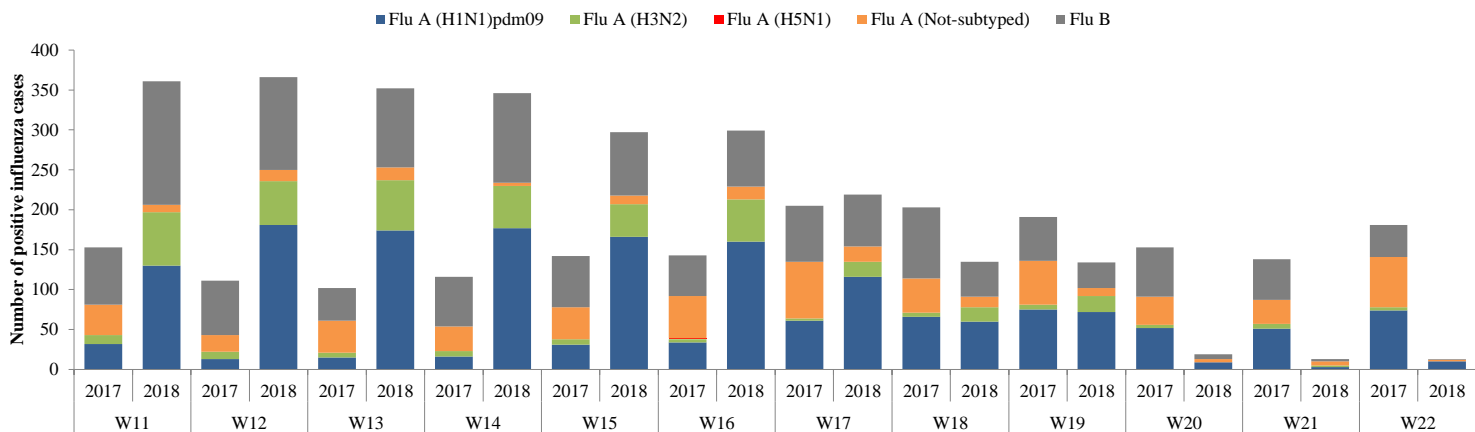


Figure 4. Age group distribution of influenza cases by virus type in the EMR from W40/2017 to W22/2018

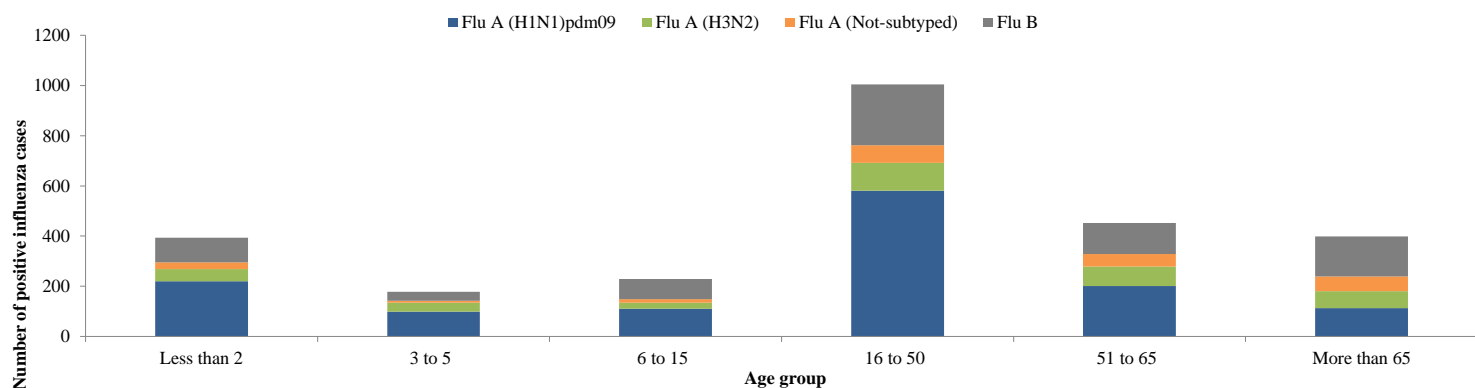


Table 2. Reported cases by country

W01-W22/2018

| Country | Number of enrolled cases | Tested cases Number (%) | Influenza positive cases Number (%) | Positive cases | | | |
|--------------------------------|--------------------------|-------------------------|-------------------------------------|-------------------|------------------|----------------------|------------------|
| | | | | Flu A | | | Flu B |
| | | | | Flu A (H1N1)pdm09 | Flu A (H3N2) | Flu A (Not-subtyped) | Number (%) |
| Afghanistan | 1545 | 1450 (94) | 139 (10) | 42 (30) | 52 (37) | (-) | 45 (32) |
| Bahrain | 383 | 375 (98) | 113 (30) | 50 (44) | (-) | 12 (11) | 51 (45) |
| Egypt | 6473 | 6473 (100) | 1499 (23) | 762 (51) | 202 (13) | 2 (0) | 533 (36) |
| Iran (Islamic Republic of) | 6039 | 6039 (100) | 636 (11) | 217 (34) | 159 (25) | (-) | 260 (41) |
| Iraq | 1176 | 1176 (100) | 275 (23) | 200 (73) | 8 (3) | (-) | 67 (24) |
| Jordan | 1227 | 1227 (100) | 249 (20) | 167 (67) | 3 (1) | 2 (1) | 77 (31) |
| Kuwait | 5071 | 5071 (100) | 1070 (21) | 300 (28) | 108 (10) | 4 (0) | 658 (61) |
| Lebanon | 530 | 530 (100) | 117 (22) | 37 (32) | 34 (29) | 3 (3) | 43 (37) |
| Morocco | 993 | 993 (100) | 272 (27) | 48 (18) | 102 (38) | (-) | 122 (45) |
| occupied Palestinian territory | 1185 | 1185 (100) | 270 (23) | 241 (89) | 6 (2) | (-) | 23 (9) |
| Pakistan | 2718 | 2718 (100) | 798 (29) | 511 (64) | 231 (29) | (-) | 56 (7) |
| Qatar | 16986 | 16986 (100) | 3430 (20) | 1330 (39) | 577 (17) | 112 (3) | 1411 (41) |
| Saudi Arabia | 3602 | 3459 (96) | 479 (14) | 78 (16) | (-) | 134 (28) | 267 (56) |
| Syrian Arab Republic | 80 | 80 (100) | 22 (28) | 10 (45) | (-) | 3 (14) | 9 (41) |
| Oman | 2525 | 2380 (94) | 335 (14) | 100 (30) | 44 (13) | (-) | 191 (57) |
| Sudan | 62 | (-) | (-) | (-) | (-) | (-) | (-) |
| Tunisia | 1213 | 1213 (100) | 313 (26) | 213 (68) | 81 (26) | (-) | 19 (6) |
| Yemen | 331 | (-) | (-) | (-) | (-) | (-) | (-) |
| Total | 52139 | 51355 (98) | 10017 (20) | 4306 (43) | 1607 (16) | 272 (3) | 3832 (38) |

Published by the Infectious Hazard Management (IHM) unit, World Health Organization (WHO) Eastern Mediterranean Regional Office (EMRO), Cairo, Egypt.
For Correspondence: Tel. + 20-2-22765492, Fax + 20-2-2765456. E-mail: emrgohspoutbreak@who.int
Influenza monthly situation updates are available at: <http://www.emro.who.int/health-topics/influenza/regional-situation-update.html>