

Influenza situation in the Eastern Mediterranean Region

W23/2018 (from 03/06/2018 to 09/06/2018)

Source of data: EMFLU Network and FLUMART

Figure 1. Number of positive influenza cases and influenza positivity rate per week, 2017-2018

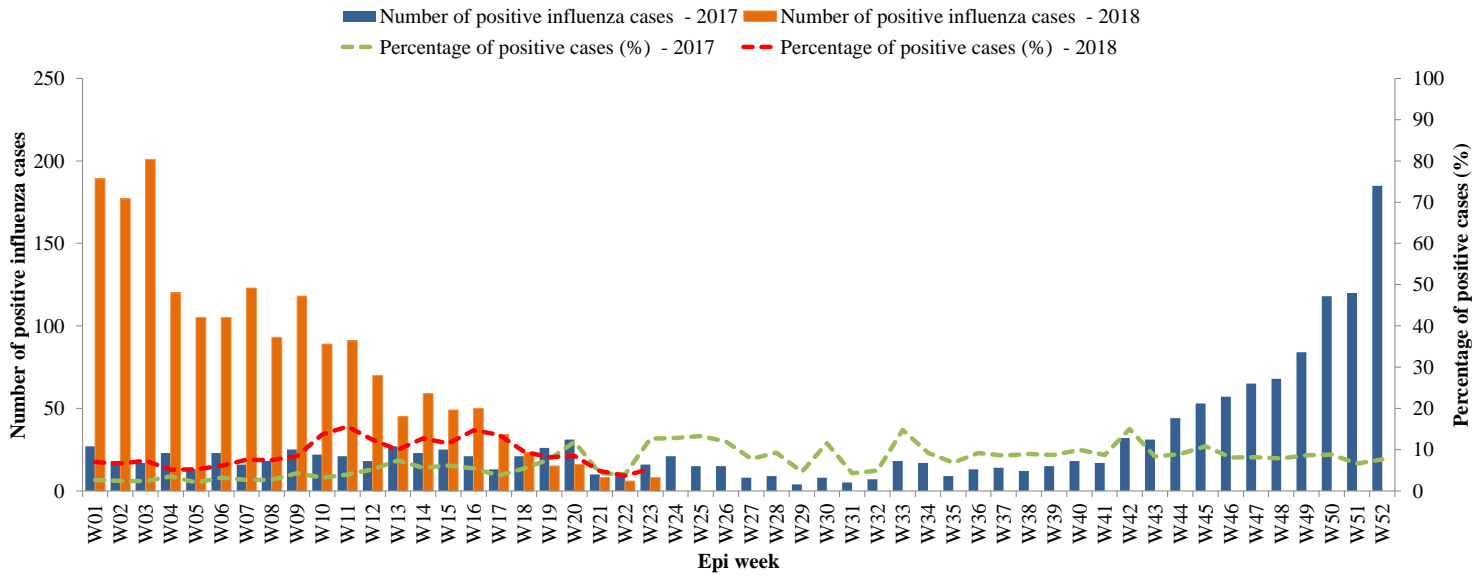


Figure 2. Percentage of circulating virus type by positive influenza cases

W40/2017 - W23/2018

Last 4 weeks

Flu A (H1N1)pdm09 Flu A (H3N2) Flu A (Not-subtyped) Flu B Flu A (H1N1)pdm09 Flu A (H3N2) Flu A (Not-subtyped) Flu B

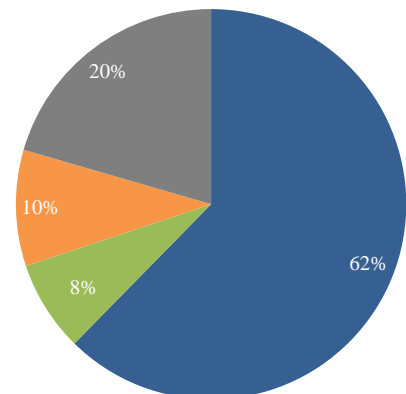
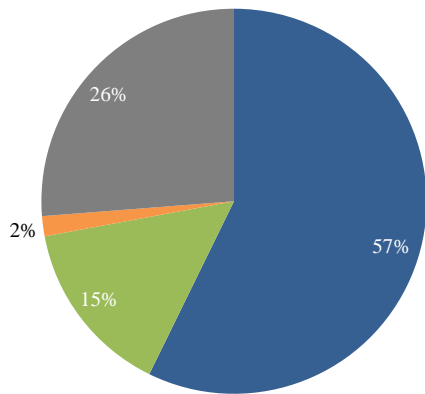


Table 1. Type and Number of influenza viruses detected from W40/2017 to W23/2018 and during last four weeks

Virus type	W40/2017-W23/2018	Last 4 weeks
	Number (%)	Number (%)
Flu A (H1N1)pdm09	13364 (57)	149 (62)
Flu A (H3N2)	3462 (15)	18 (8)
Flu A (Not-subtyped)	393 (2)	23 (10)
Flu B	6125 (26)	49 (21)
Total	23344	239

Figure 3. Comparison of respiratory pathogens detected from tested specimens by last 12 weeks

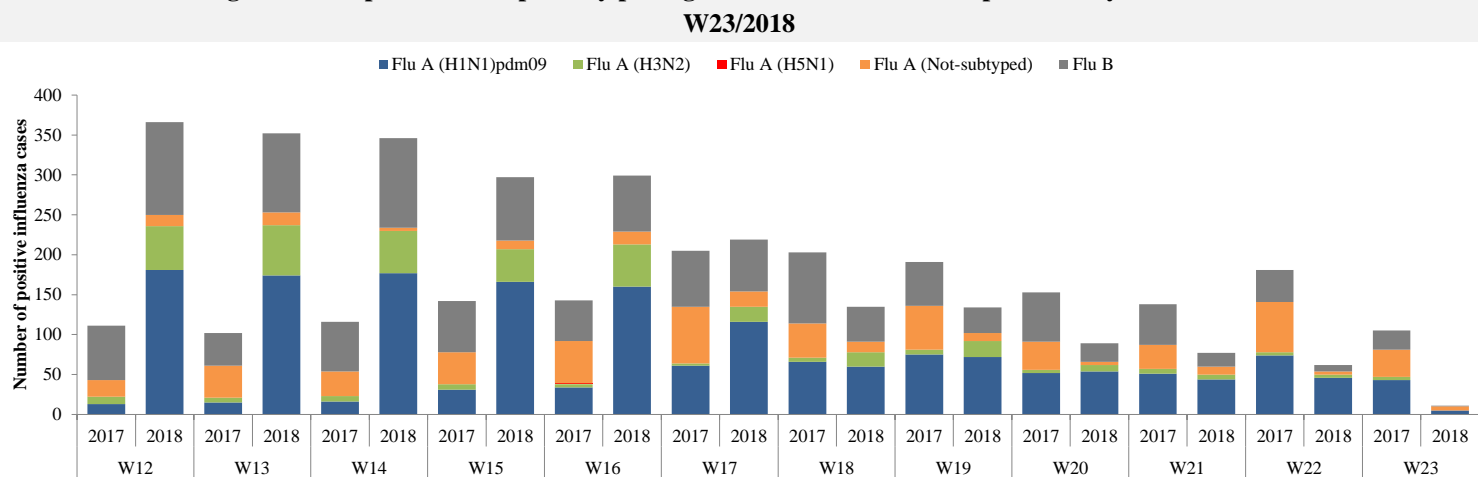


Figure 4. Age group distribution of influenza cases by virus type in the EMR from W40/2017 to W23/2018

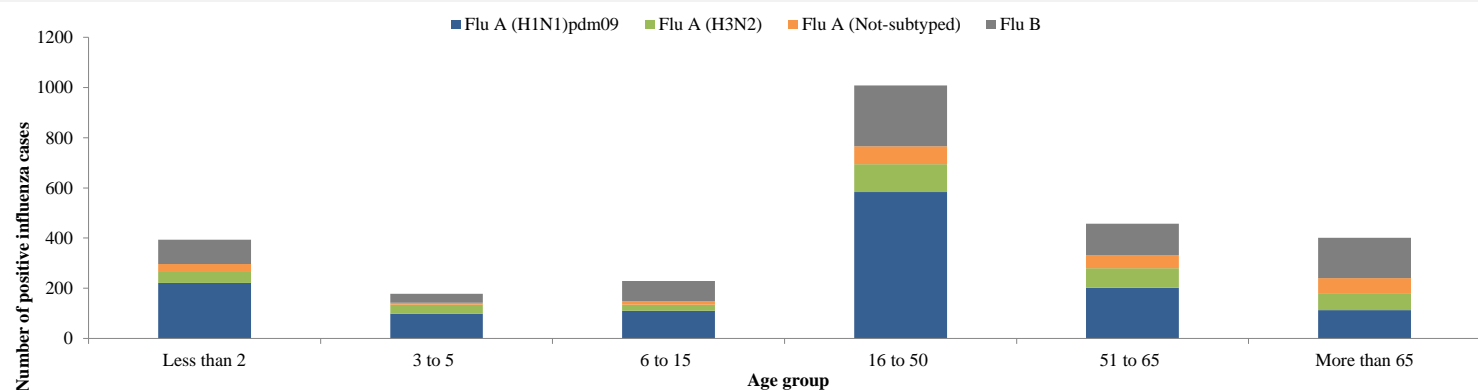


Table 2. Reported cases by country

W01-W23/2018

Country	Number of enrolled cases	Tested cases Number (%)	Influenza positive cases Number (%)	Positive cases			
				Flu A			Flu B
				Flu A (H1N1)pdm09	Flu A (H3N2)	Flu A (Not-subtyped)	Number (%)
Afghanistan	1555	1535 (99)	140 (9)	42 (30)	52 (37)	(-)	46 (33)
Bahrain	391	383 (98)	114 (30)	51 (45)	(-)	12 (11)	51 (45)
Egypt	6674	6674 (100)	1504 (23)	764 (51)	205 (14)	2 (0)	533 (35)
Iran (Islamic Republic of)	6126	6126 (100)	636 (10)	217 (34)	159 (25)	(-)	260 (41)
Iraq	1176	1176 (100)	275 (23)	200 (73)	8 (3)	(-)	67 (24)
Jordan	1248	1248 (100)	249 (20)	167 (67)	3 (1)	2 (1)	77 (31)
Kuwait	5071	5071 (100)	1070 (21)	300 (28)	108 (10)	4 (0)	658 (61)
Lebanon	534	534 (100)	117 (22)	37 (32)	34 (29)	3 (3)	43 (37)
Morocco	993	993 (100)	272 (27)	48 (18)	102 (38)	(-)	122 (45)
occupied Palestinian territory	1188	1188 (100)	270 (23)	241 (89)	6 (2)	(-)	23 (9)
Pakistan	2748	2748 (100)	799 (29)	511 (64)	231 (29)	(-)	57 (7)
Qatar	18510	18510 (100)	3608 (19)	1453 (40)	590 (16)	119 (3)	1446 (40)
Saudi Arabia	3747	3599 (96)	487 (14)	79 (16)	(-)	139 (29)	269 (55)
Syrian Arab Republic	80	80 (100)	22 (28)	10 (45)	(-)	3 (14)	9 (41)
Oman	2525	2380 (94)	335 (14)	100 (30)	44 (13)	(-)	191 (57)
Sudan	62	(-)	(-)	(-)	(-)	(-)	(-)
Tunisia	1213	1213 (100)	313 (26)	213 (68)	81 (26)	(-)	19 (6)
Yemen	331	(-)	(-)	(-)	(-)	(-)	(-)
Total	54172	53458 (99)	10211 (19)	4433 (43)	1623 (16)	284 (3)	3871 (38)

Published by the Infectious Hazard Management (IHM) unit, World Health Organization (WHO) Eastern Mediterranean Regional Office (EMRO), Cairo, Egypt.
 For Correspondence: Tel. + 20-2-22765492, Fax + 20-2-2765456. E-mail: emrgohspoutbreak@who.int
 Influenza monthly situation updates are available at: <http://www.emro.who.int/health-topics/influenza/regional-situation-update.html>