

Influenza situation in the Eastern Mediterranean Region

W28/2018 (from 08/07/2018 to 14/07/2018)

Source of data: EMFLU Network and FLUMART

Figure 1. Number of positive influenza cases and influenza positivity rate per week, 2017-2018

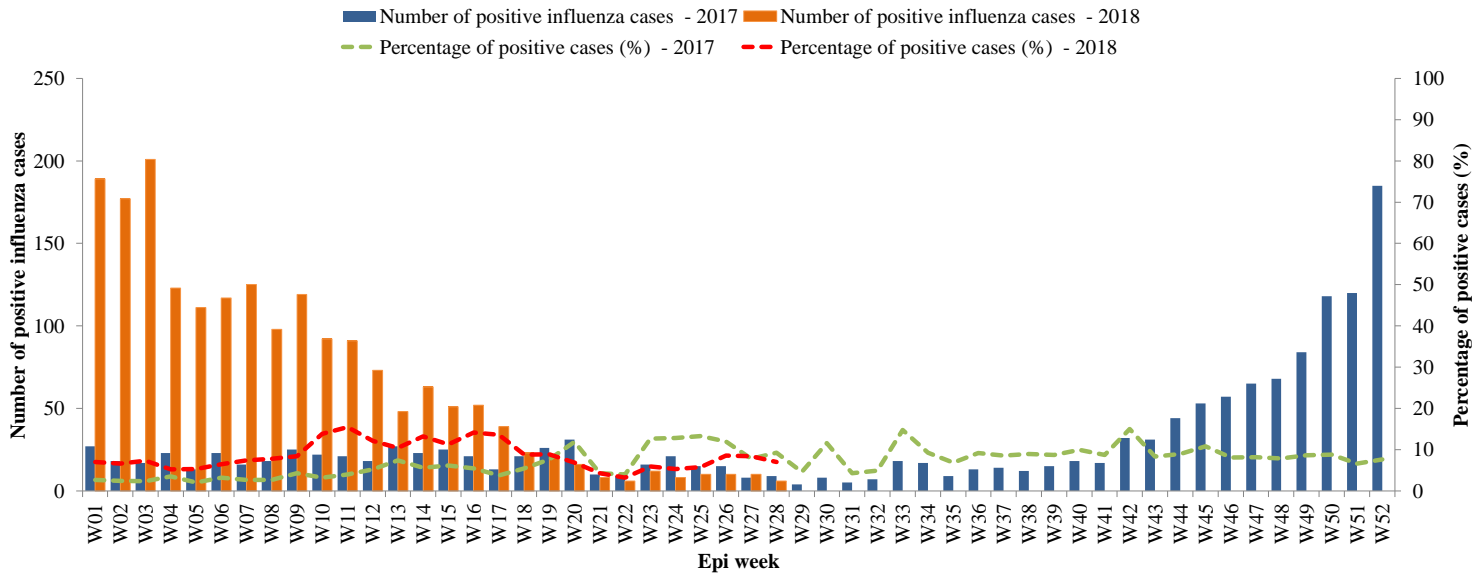


Figure 2. Percentage of circulating virus type by positive influenza cases

W40/2017 - W28/2018

Last 4 weeks

Flu A (H1N1)pdm09 Flu A (H3N2) Flu A (Not-subtyped) Flu B Flu A (H1N1)pdm09 Flu A (H3N2) Flu A (Not-subtyped) Flu B

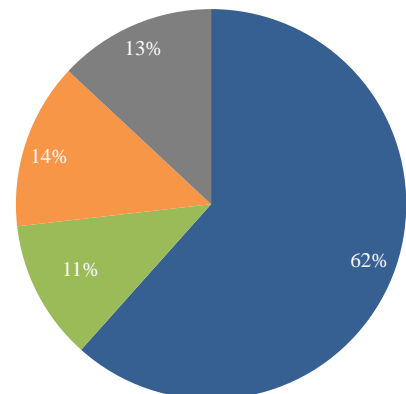
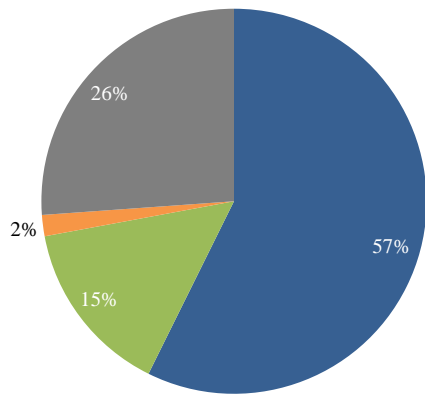


Table 1. Type and Number of influenza viruses detected from W40/2017 to W28/2018 and during last four weeks

Virus type	W40/2017-W28/2018	Last 4 weeks
	Number (%)	Number (%)
Flu A (H1N1)pdm09	13533 (57)	85 (62)
Flu A (H3N2)	3486 (15)	16 (12)
Flu A (Not-subtyped)	420 (2)	19 (14)
Flu B	6171 (26)	18 (13)
Total	23610	138

Figure 3. Comparison of respiratory pathogens detected from tested specimens by last 12 weeks

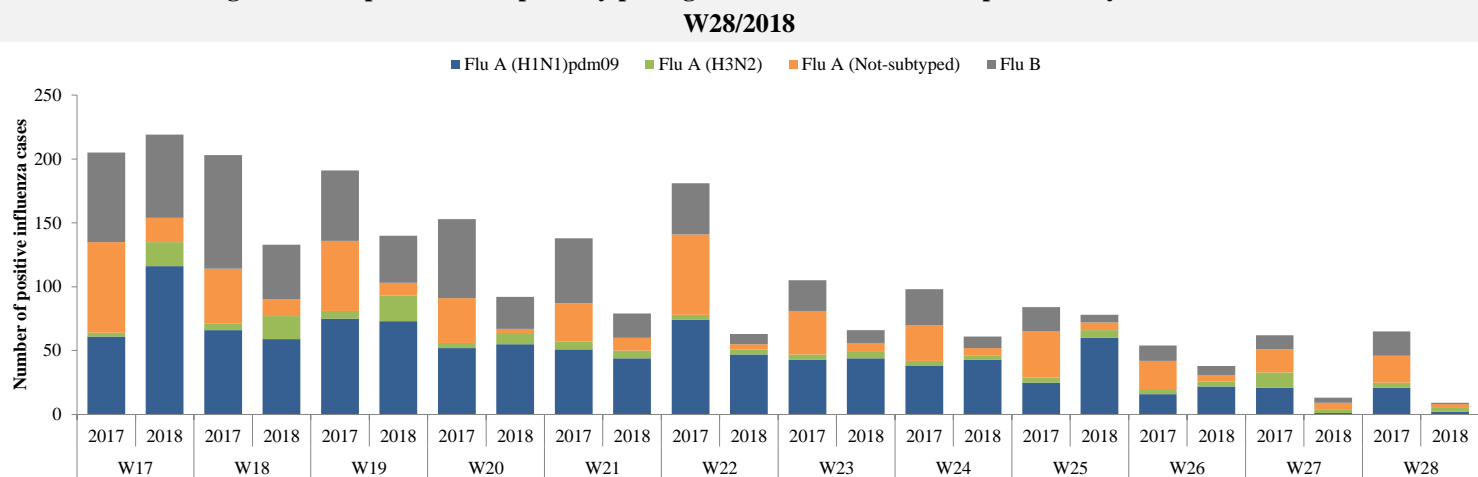


Figure 4. Age group distribution of influenza cases by virus type in the EMR from W40/2017 to W28/2018

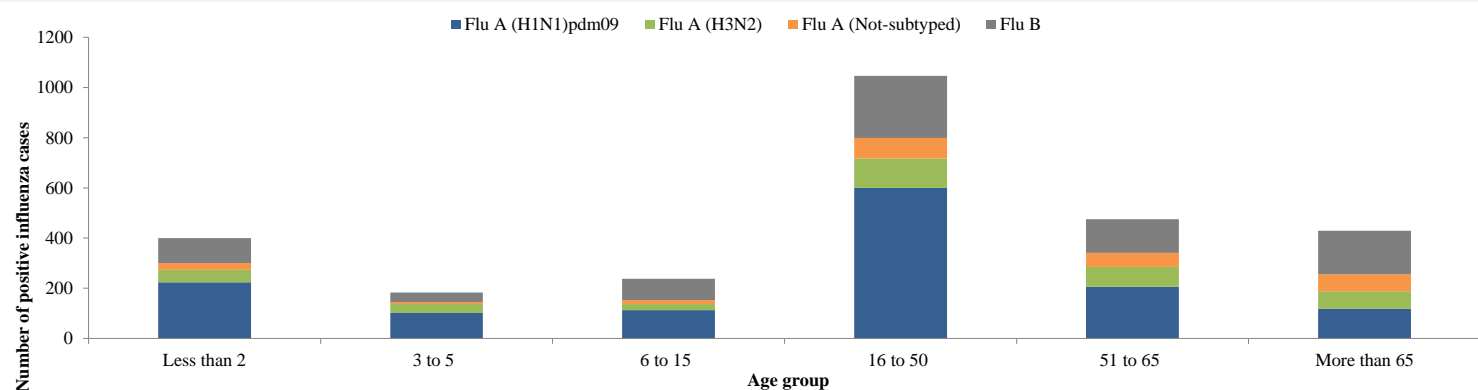


Table 2. Reported cases by country

W01-W28/2018

Country	Number of enrolled cases	Tested cases Number (%)	Influenza positive cases Number (%)	Positive cases			
				Flu A			Flu B
				Flu A (H1N1)pdm09	Flu A (H3N2)	Flu A (Not-subtyped)	Number (%)
Afghanistan	1733	1708 (99)	140 (8)	42 (30)	52 (37)	(-)	46 (33)
Bahrain	424	414 (98)	116 (28)	51 (44)	(-)	13 (11)	52 (45)
Egypt	7398	7398 (100)	1521 (21)	765 (50)	219 (14)	2 (0)	535 (35)
Iran (Islamic Republic of)	6257	6257 (100)	636 (10)	217 (34)	159 (25)	(-)	260 (41)
Iraq	1190	1190 (100)	275 (23)	200 (73)	8 (3)	(-)	67 (24)
Jordan	1312	1312 (100)	249 (19)	167 (67)	3 (1)	2 (1)	77 (31)
Kuwait	5518	5518 (100)	1087 (20)	309 (28)	108 (10)	4 (0)	666 (61)
Lebanon	565	565 (100)	119 (21)	37 (31)	34 (29)	3 (3)	45 (38)
Morocco	1033	1033 (100)	272 (26)	48 (18)	102 (38)	(-)	122 (45)
occupied Palestinian territory	1202	1202 (100)	270 (22)	241 (89)	6 (2)	(-)	23 (9)
Pakistan	2748	2748 (100)	799 (29)	511 (64)	231 (29)	(-)	57 (7)
Qatar	20270	20270 (100)	3801 (19)	1608 (42)	600 (16)	120 (3)	1473 (39)
Saudi Arabia	4332	4132 (95)	522 (13)	83 (16)	(-)	164 (31)	275 (53)
Syrian Arab Republic	83	83 (100)	22 (27)	10 (45)	(-)	3 (14)	9 (41)
Oman	2525	2380 (94)	335 (14)	100 (30)	44 (13)	(-)	191 (57)
Sudan	62	(-)	(-)	(-)	(-)	(-)	(-)
Tunisia	1213	1213 (100)	313 (26)	213 (68)	81 (26)	(-)	19 (6)
Yemen	368	(-)	(-)	(-)	(-)	(-)	(-)
Total	58233	57423 (99)	10477 (18)	4602 (44)	1647 (16)	311 (3)	3917 (37)

Published by the Infectious Hazard Management (IHM) unit, World Health Organization (WHO) Eastern Mediterranean Regional Office (EMRO), Cairo, Egypt.
 For Correspondence: Tel. + 20-2-22765492, Fax + 20-2-2765456. E-mail: emrgohspoutbreak@who.int
 Influenza monthly situation updates are available at: <http://www.emro.who.int/health-topics/influenza/regional-situation-update.html>