

Influenza situation in the Eastern Mediterranean Region

W30/2018 (from 22/07/2018 to 28/07/2018)

Source of data: EMFLU Network and FLUMART

Figure 1. Number of positive influenza cases and influenza positivity rate per week, 2017-2018

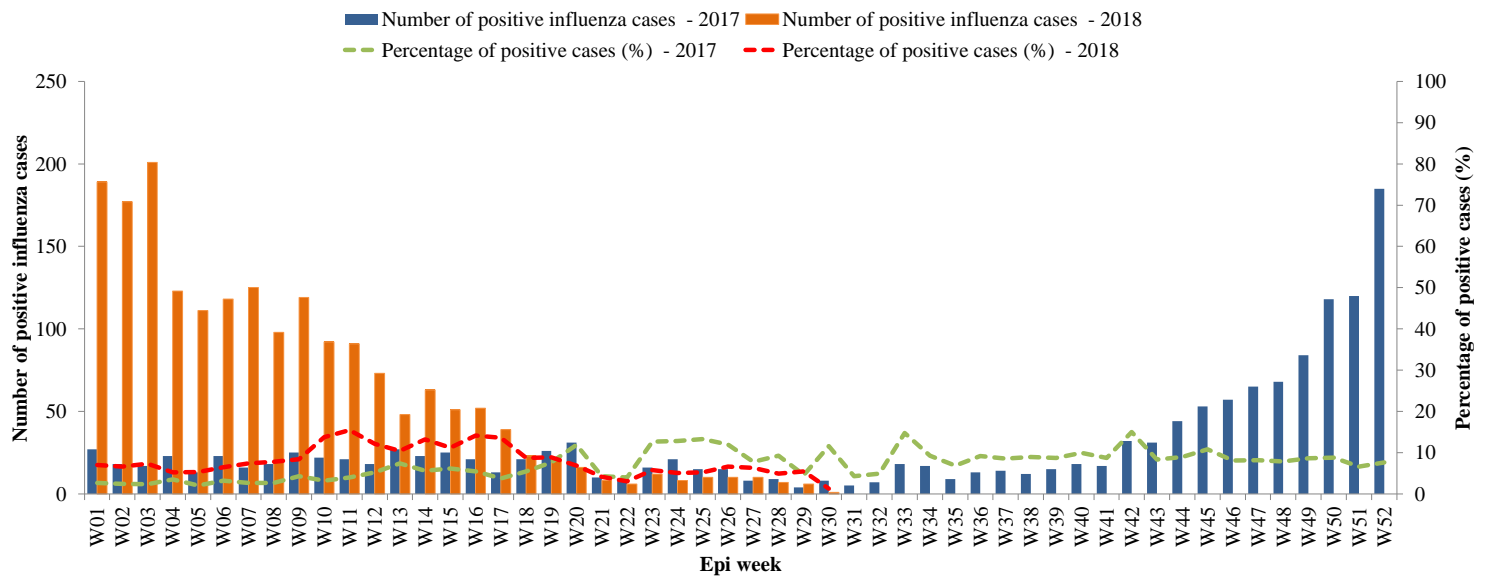


Figure 2. Percentage of circulating virus type by positive influenza cases

W40/2017 - W30/2018

Last 4 weeks

Flu A (H1N1)pdm09 Flu A (H3N2) Flu A (Not-subtyped) Flu B Flu A (H1N1)pdm09 Flu A (H3N2) Flu A (Not-subtyped) Flu B

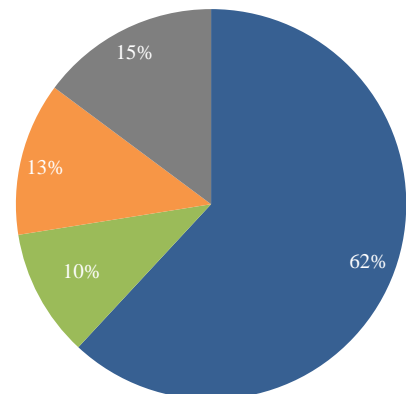
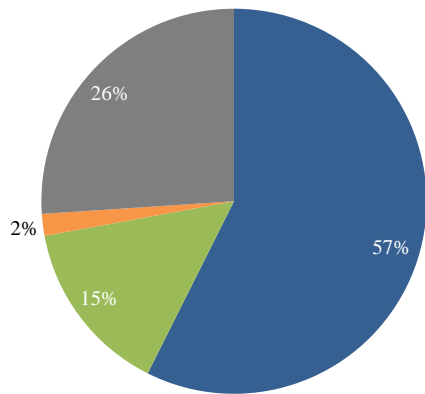


Table 1. Type and Number of influenza viruses detected from W40/2017 to W30/2018 and during last four weeks

Virus type	W40/2017-W30/2018	Last 4 weeks
	Number (%)	Number (%)
Flu A (H1N1)pdm09	13647 (57)	117 (62)
Flu A (H3N2)	3500 (15)	20 (11)
Flu A (Not-subtyped)	436 (2)	24 (13)
Flu B	6194 (26)	28 (15)
Total	23777	189

Figure 3. Comparison of respiratory pathogens detected from tested specimens by last 12 weeks W30/2018

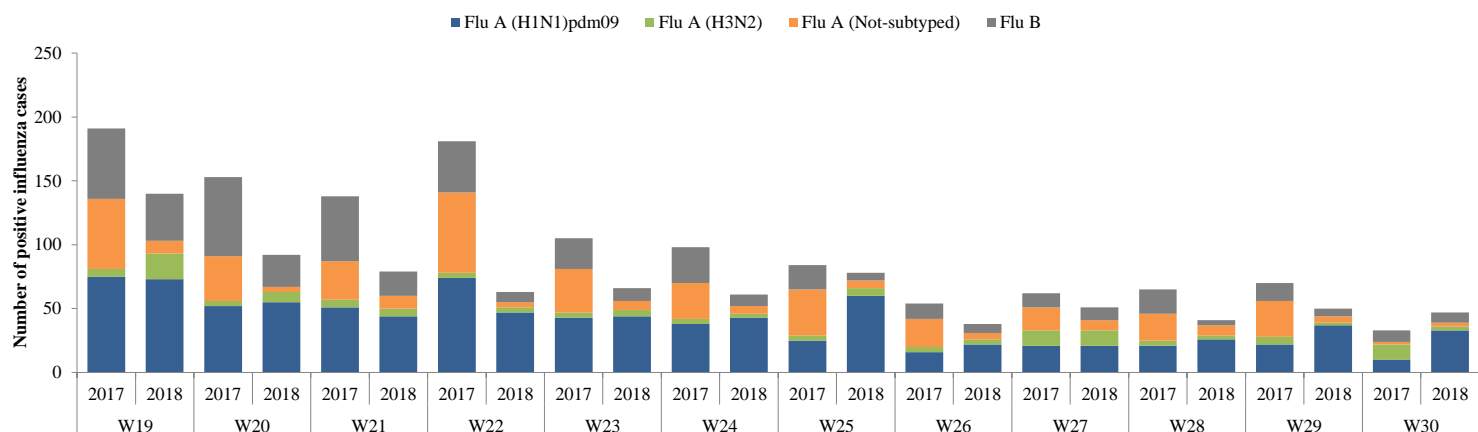


Figure 4. Age group distribution of influenza cases by virus type in the EMR from W40/2017 to W30/2018

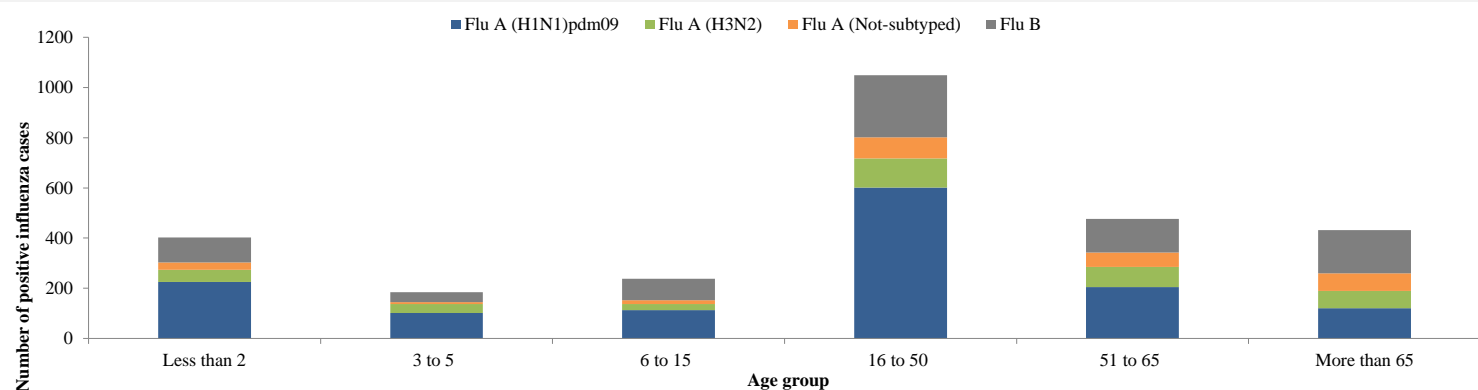


Table 2. Reported cases by country

W01-W30/2018

Country	Number of enrolled cases	Tested cases Number (%)	Influenza positive cases Number (%)	Positive cases			
				Flu A			Flu B
				Flu A (H1N1)pdm09	Flu A (H3N2)	Flu A (Not-subtyped)	Number (%)
Afghanistan	1804	1781 (99)	140 (8)	42 (30)	52 (37)	(-)	46 (33)
Bahrain	435	423 (97)	116 (27)	51 (44)	(-)	13 (11)	52 (45)
Egypt	7487	7487 (100)	1522 (20)	765 (50)	219 (14)	2 (0)	536 (35)
Iran (Islamic Republic of)	6301	6301 (100)	636 (10)	217 (34)	159 (25)	(-)	260 (41)
Iraq	1200	1200 (100)	277 (23)	202 (73)	8 (3)	(-)	67 (24)
Jordan	1334	1334 (100)	249 (19)	167 (67)	3 (1)	2 (1)	77 (31)
Kuwait	5518	5518 (100)	1087 (20)	309 (28)	108 (10)	4 (0)	666 (61)
Lebanon	567	567 (100)	119 (21)	37 (31)	34 (29)	3 (3)	45 (38)
Morocco	1033	1033 (100)	272 (26)	48 (18)	102 (38)	(-)	122 (45)
occupied Palestinian territory	1222	1222 (100)	270 (22)	241 (89)	6 (2)	(-)	23 (9)
Pakistan	2748	2748 (100)	799 (29)	511 (64)	231 (29)	(-)	57 (7)
Qatar	21745	21745 (100)	3960 (18)	1720 (43)	614 (16)	131 (3)	1495 (38)
Saudi Arabia	4529	4307 (95)	527 (12)	83 (16)	(-)	169 (32)	275 (52)
Syrian Arab Republic	83	83 (100)	22 (27)	10 (45)	(-)	3 (14)	9 (41)
Oman	2525	2380 (94)	335 (14)	100 (30)	44 (13)	(-)	191 (57)
Sudan	62	(-)	(-)	(-)	(-)	(-)	(-)
Tunisia	1213	1213 (100)	313 (26)	213 (68)	81 (26)	(-)	19 (6)
Yemen	368	(-)	(-)	(-)	(-)	(-)	(-)
Total	60174	59342 (99)	10644 (18)	4716 (44)	1661 (16)	327 (3)	3940 (37)

Published by the Infectious Hazard Management (IHM) unit, World Health Organization (WHO) Eastern Mediterranean Regional Office (EMRO), Cairo, Egypt.
 For Correspondence: Tel. + 20-2-22765492, Fax + 20-2-2765456. E-mail: emrgohspoutbreak@who.int
 Influenza monthly situation updates are available at: <http://www.emro.who.int/health-topics/influenza/regional-situation-update.html>