

# Influenza situation in the Eastern Mediterranean Region

W39/2018 (from 23/09/2018 to 29/09/2018)

Source of data: EMFLU Network and FLUMART

Figure 1. Number of positive influenza cases and influenza positivity rate per week, 2017-2018

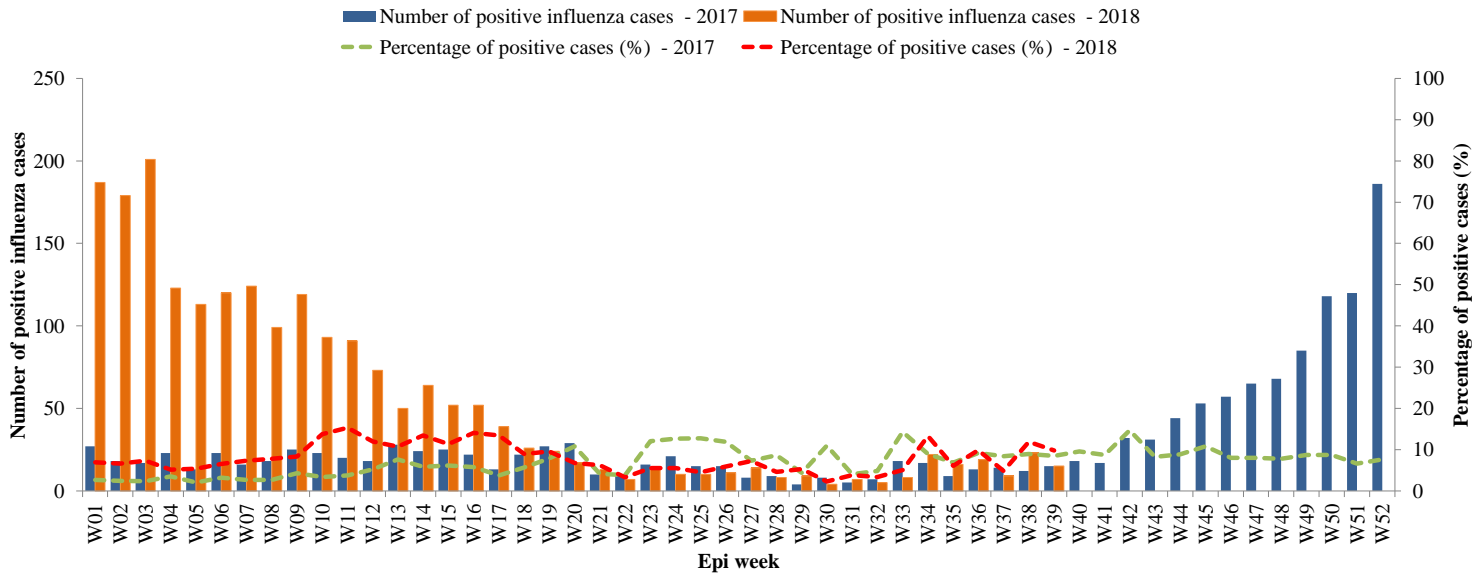


Figure 2. Percentage of circulating virus type by positive influenza cases

W40/2017 - W39/2018

Last 4 weeks

Flu A (H1N1)pdm09   Flu A (H3N2)   Flu A (Not-subtyped)   Flu B   Flu A (H1N1)pdm09   Flu A (H3N2)   Flu A (Not-subtyped)   Flu B

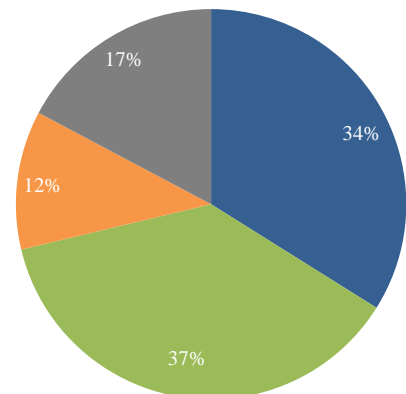
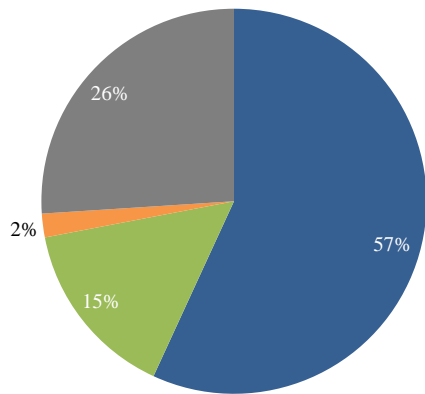
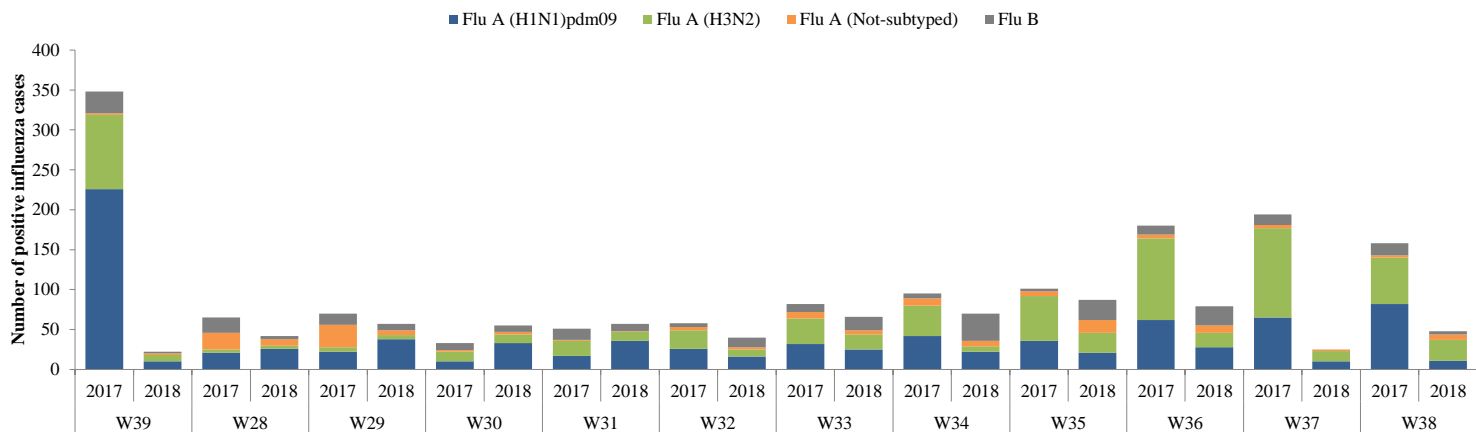


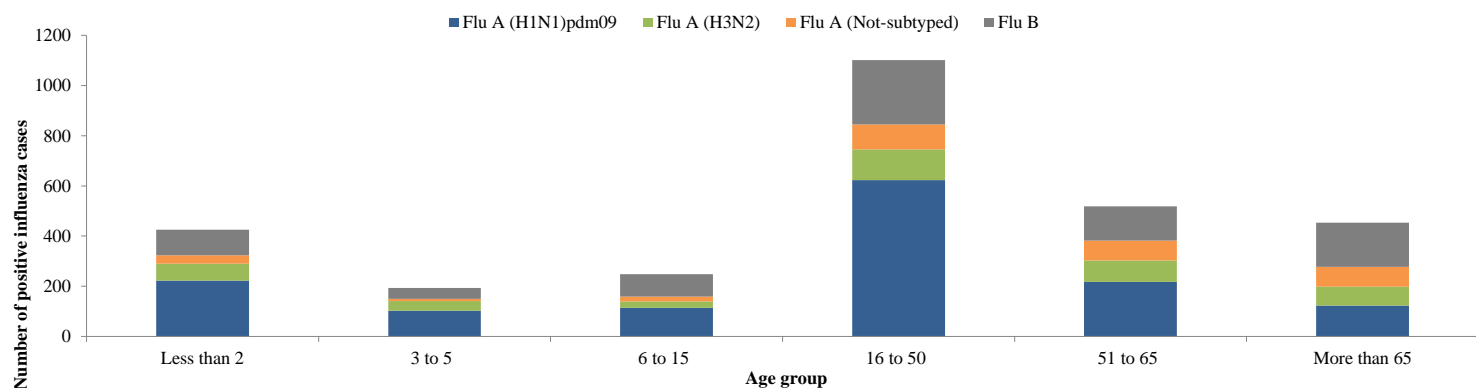
Table 1. Type and Number of influenza viruses detected from W40/2017 to W39/2018 and during last four weeks

Virus type	W40/2017-W39/2018	Last 4 weeks
	Number (%)	Number (%)
Flu A (H1N1)pdm09	13824 (57)	59 (34)
Flu A (H3N2)	3676 (15)	65 (37)
Flu A (Not-subtyped)	484 (2)	20 (11)
Flu B	6327 (26)	30 (17)
<b>Total</b>	<b>24311</b>	<b>174</b>

**Figure 3. Comparison of respiratory pathogens detected from tested specimens by last 12 weeks**  
W39/2018



**Figure 4. Age group distribution of influenza cases by virus type in the EMR from W40/2017 to W39/2018**



**Table 2. Reported cases by country**

W01-W39/2018

Country	Number of enrolled cases	Tested cases Number (%)	Influenza positive cases Number (%)	Positive cases			
				Flu A			Flu B
				Flu A (H1N1)pdm09	Flu A (H3N2)	Flu A (Not-subtyped)	Number (%)
Afghanistan	2191	2175 (99)	140 (6)	42 (30)	52 (37)	(-)	46 (33)
Bahrain	499	485 (97)	126 (26)	56 (44)	11 (9)	5 (4)	54 (43)
Egypt	9285	9285 (100)	1615 (17)	770 (48)	298 (18)	2 (0)	545 (34)
Iran (Islamic Republic of)	6725	6725 (100)	651 (10)	223 (34)	168 (26)	(-)	260 (40)
Iraq	1220	1220 (100)	279 (23)	202 (72)	8 (3)	(-)	69 (25)
Jordan	1513	1513 (100)	250 (17)	167 (67)	4 (2)	2 (1)	77 (31)
Kuwait	5518	5518 (100)	1087 (20)	309 (28)	108 (10)	4 (0)	666 (61)
Lebanon	608	605 (100)	122 (20)	37 (30)	37 (30)	3 (2)	45 (37)
Morocco	1085	1085 (100)	272 (25)	48 (18)	102 (38)	(-)	122 (45)
occupied Palestinian territory	1224	1224 (100)	266 (22)	237 (89)	6 (2)	(-)	23 (9)
Pakistan	2828	2828 (100)	799 (28)	511 (64)	231 (29)	(-)	57 (7)
Qatar	24228	24228 (100)	4265 (18)	1869 (44)	653 (15)	145 (3)	1598 (37)
Saudi Arabia	1629	412 (25)	593 (144)	98 (17)	(-)	209 (35)	286 (48)
Syrian Arab Republic	90	90 (100)	22 (24)	10 (45)	(-)	3 (14)	9 (41)
Oman	2821	2551 (90)	367 (14)	101 (28)	74 (20)	(-)	192 (52)
Sudan	206	145 (70)	9 (6)	(-)	2 (22)	2 (22)	5 (56)
Tunisia	1213	1213 (100)	313 (26)	213 (68)	81 (26)	(-)	19 (6)
Yemen	387	(-)	(-)	(-)	(-)	(-)	(-)
<b>Total</b>	<b>63270</b>	<b>61302 (97)</b>	<b>11176 (18)</b>	<b>4893 (44)</b>	<b>1835 (16)</b>	<b>375 (3)</b>	<b>4073 (36)</b>

Published by the Infectious Hazard Management (IHM) unit, World Health Organization (WHO) Eastern Mediterranean Regional Office (EMRO), Cairo, Egypt.  
For Correspondence: Tel. + 20-2-22765492, Fax + 20-2-2765456. E-mail: emrgohspoutbreak@who.int  
Influenza monthly situation updates are available at: <http://www.emro.who.int/health-topics/influenza/regional-situation-update.html>