

# Influenza situation in the Eastern Mediterranean Region

W14/2018 (from 01/04/2018 to 07/04/2018)

Source of data: EMFLU Network and FLUMART

Figure 1. Number of positive influenza cases and influenza positivity rate per week, 2017-2018

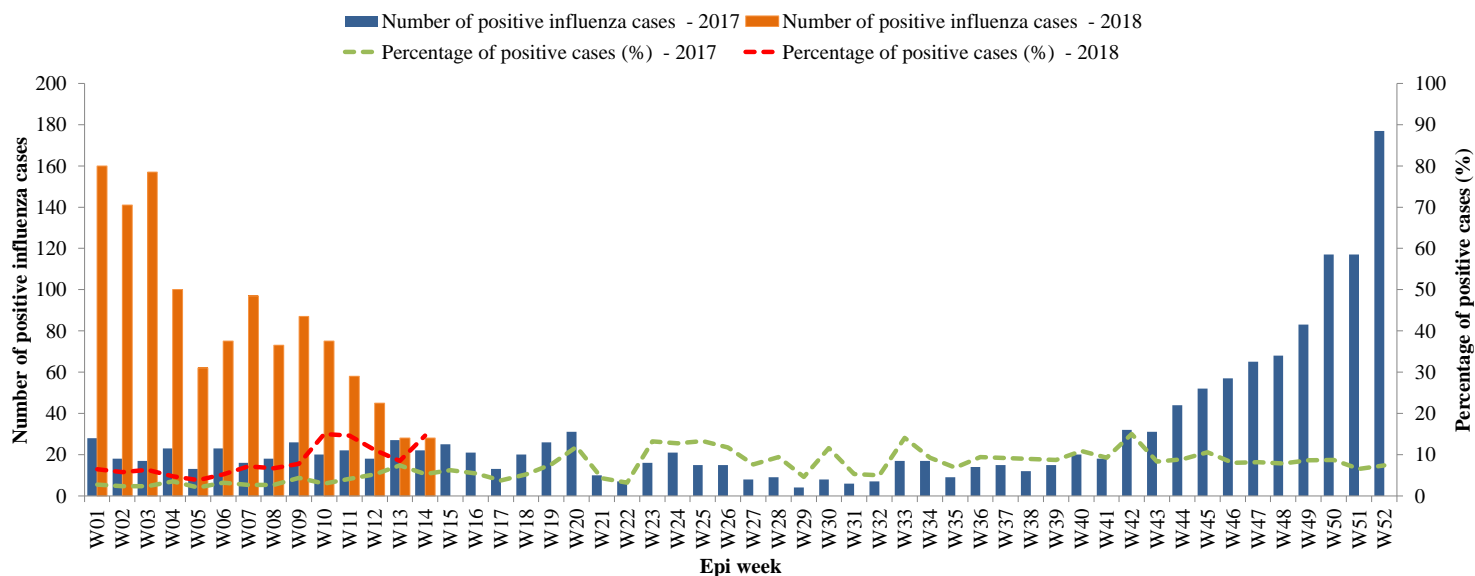


Figure 2. Percentage of circulating virus type by positive influenza cases

W40/2017 - W14/2018

Last 4 weeks

Flu A (H1N1)pdm09   Flu A (H3N2)   Flu A (Not-subtyped)   Flu B   Flu A (H1N1)pdm09   Flu A (H3N2)   Flu A (Not-subtyped)   Flu B

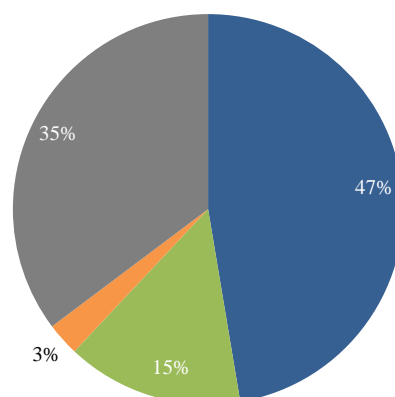
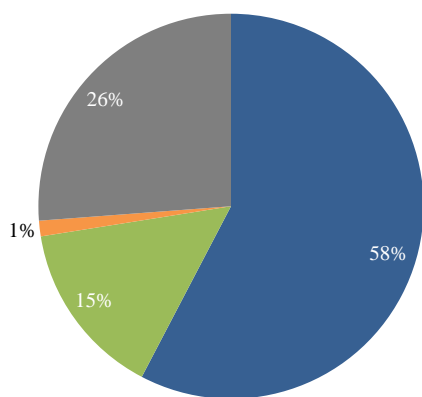
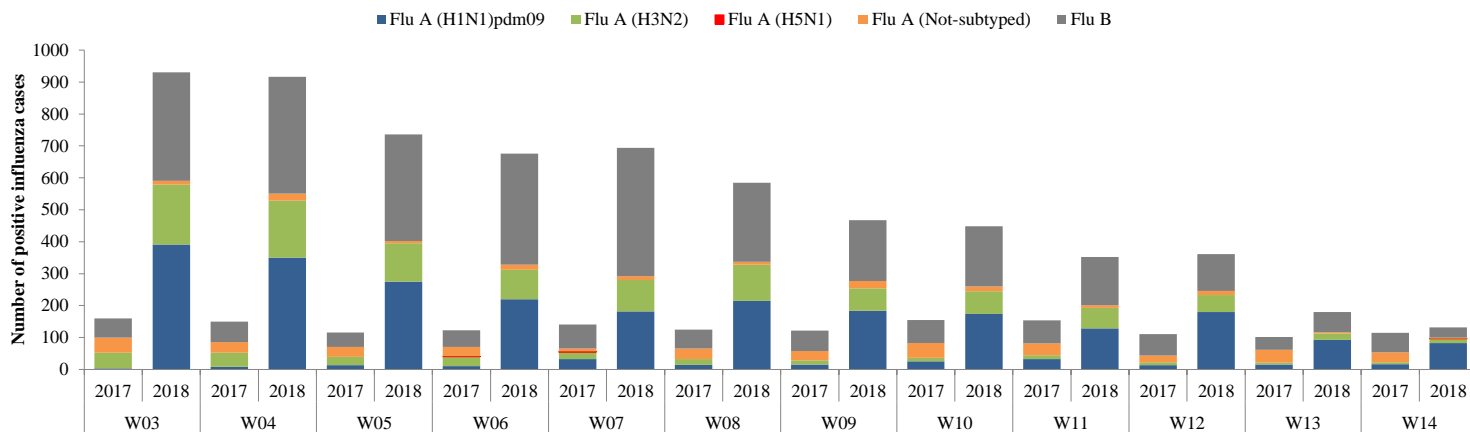


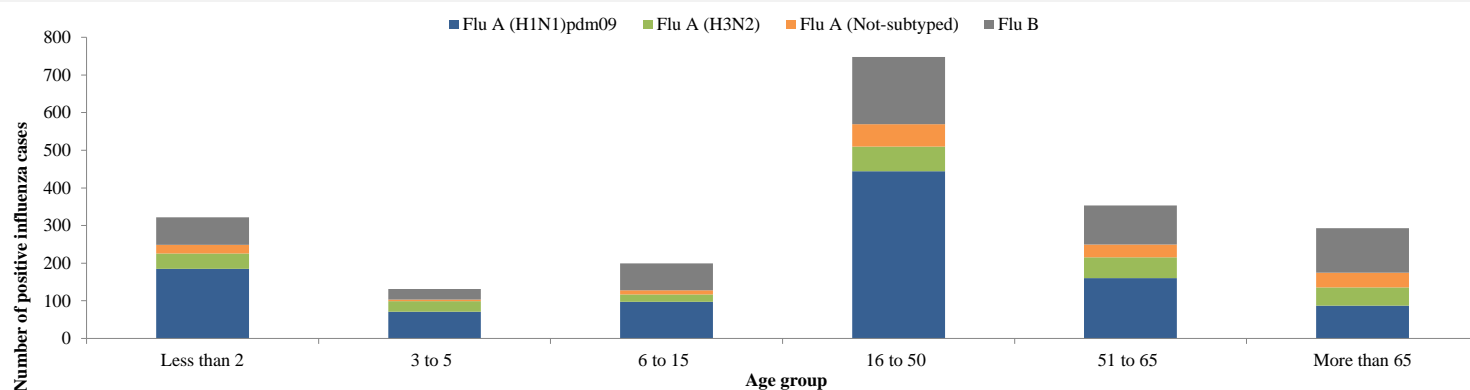
Table 1. Type and Number of influenza viruses detected from W40/2017 to W14/2018 and during last four weeks

Virus type	W40/2017-W14/2018	Last 4 weeks
	Number (%)	Number (%)
Flu A (H1N1)pdm09	12459 (58)	485 (47)
Flu A (H3N2)	3204 (15)	150 (15)
Flu A (Not-subtyped)	283 (1)	28 (3)
Flu B	5660 (26)	361 (35)
<b>Total</b>	<b>21606</b>	<b>1024</b>

**Figure 3. Comparison of respiratory pathogens detected from tested specimens by last 12 weeks W14/2018**



**Figure 4. Age group distribution of influenza cases by virus type in the EMR from W40/2017 to W14/2018**



**Table 2. Reported cases by country W01-W14/2018**

Country	Number of enrolled cases	Tested cases Number (%)	Influenza positive cases Number (%)	Positive cases			
				Flu A			Flu B
				Flu A (H1N1)pdm09	Flu A (H3N2)	Flu A (Not-subtyped)	Number (%)
Afghanistan	1188	1188 (100)	133 (11)	42 (32)	52 (39)	(-)	39 (29)
Bahrain	285	279 (98)	94 (34)	45 (48)	(-)	7 (7)	42 (45)
Egypt	4663	4663 (100)	1308 (28)	687 (53)	152 (12)	2 (0)	467 (36)
Iran (Islamic Republic of)	5544	5544 (100)	626 (11)	213 (34)	153 (24)	(-)	260 (42)
Iraq	1084	1084 (100)	275 (25)	200 (73)	8 (3)	(-)	67 (24)
Jordan	1023	1023 (100)	239 (23)	166 (69)	2 (1)	2 (1)	69 (29)
Kuwait	4237	4219 (100)	966 (23)	264 (27)	92 (10)	(-)	610 (63)
Lebanon	446	446 (100)	104 (23)	32 (31)	32 (31)	3 (3)	37 (36)
Morocco	840	840 (100)	252 (30)	40 (16)	95 (38)	(-)	117 (46)
occupied Palestinian territory	997	997 (100)	240 (24)	211 (88)	5 (2)	(-)	24 (10)
Pakistan	2605	2605 (100)	779 (30)	505 (65)	228 (29)	(-)	46 (6)
Qatar	11367	11367 (100)	2438 (21)	738 (30)	425 (17)	72 (3)	1203 (49)
Saudi Arabia	2451	2369 (97)	363 (15)	65 (18)	(-)	84 (23)	214 (59)
Syrian Arab Republic	68	68 (100)	22 (32)	10 (45)	(-)	3 (14)	9 (41)
Oman	2427	2332 (96)	327 (14)	99 (30)	39 (12)	(-)	189 (58)
Sudan	62	(-)	(-)	(-)	(-)	(-)	(-)
Tunisia	1976	1009 (51)	305 (30)	210 (69)	80 (26)	1 (0)	14 (5)
Yemen	59	(-)	(-)	(-)	(-)	(-)	(-)
<b>Total</b>	<b>41322</b>	<b>40033 (97)</b>	<b>8471 (21)</b>	<b>3527 (42)</b>	<b>1363 (16)</b>	<b>174 (2)</b>	<b>3407 (40)</b>

Published by the Infectious Hazard Management (IHM) unit, World Health Organization (WHO) Eastern Mediterranean Regional Office (EMRO), Cairo, Egypt.  
 For Correspondence: Tel. + 20-2-22765492, Fax + 20-2-2765456. E-mail: [emrgohspoutbreak@who.int](mailto:emrgohspoutbreak@who.int)  
 Influenza monthly situation updates are available at: <http://www.emro.who.int/health-topics/influenza/regional-situation-update.html>