

Influenza situation in the Eastern Mediterranean Region

W32/2018 (from 05/08/2018 to 11/08/2018)

Source of data: EMFLU Network and FLUMART

Figure 1. Number of positive influenza cases and influenza positivity rate per week, 2017-2018

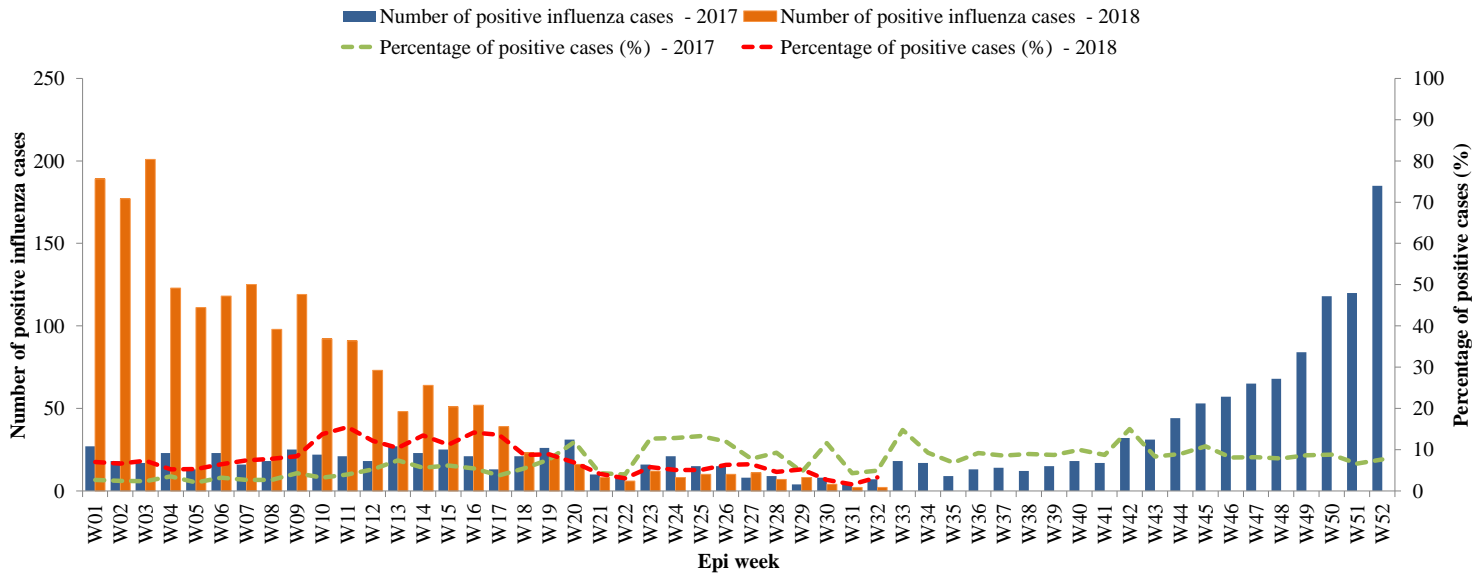


Figure 2. Percentage of circulating virus type by positive influenza cases

W40/2017 - W32/2018

Last 4 weeks

Flu A (H1N1)pdm09 Flu A (H3N2) Flu A (Not-subtyped) Flu B Flu A (H1N1)pdm09 Flu A (H3N2) Flu A (Not-subtyped) Flu B

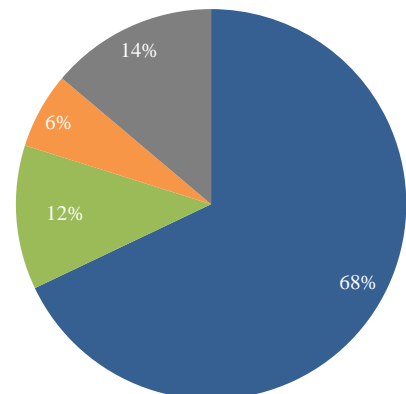
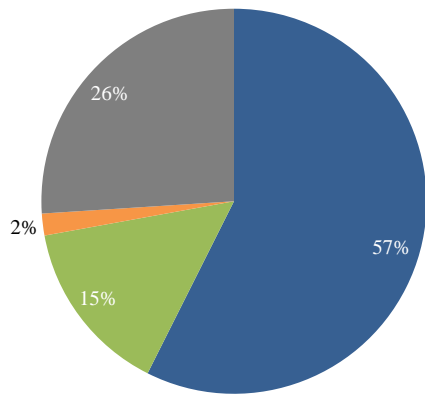


Table 1. Type and Number of influenza viruses detected from W40/2017 to W32/2018 and during last four weeks

Virus type	W40/2017-W32/2018	Last 4 weeks
	Number (%)	Number (%)
Flu A (H1N1)pdm09	13685 (57)	108 (68)
Flu A (H3N2)	3514 (15)	19 (12)
Flu A (Not-subtyped)	438 (2)	10 (6)
Flu B	6203 (26)	22 (14)
Total	23840	159

Figure 3. Comparison of respiratory pathogens detected from tested specimens by last 12 weeks
W32/2018

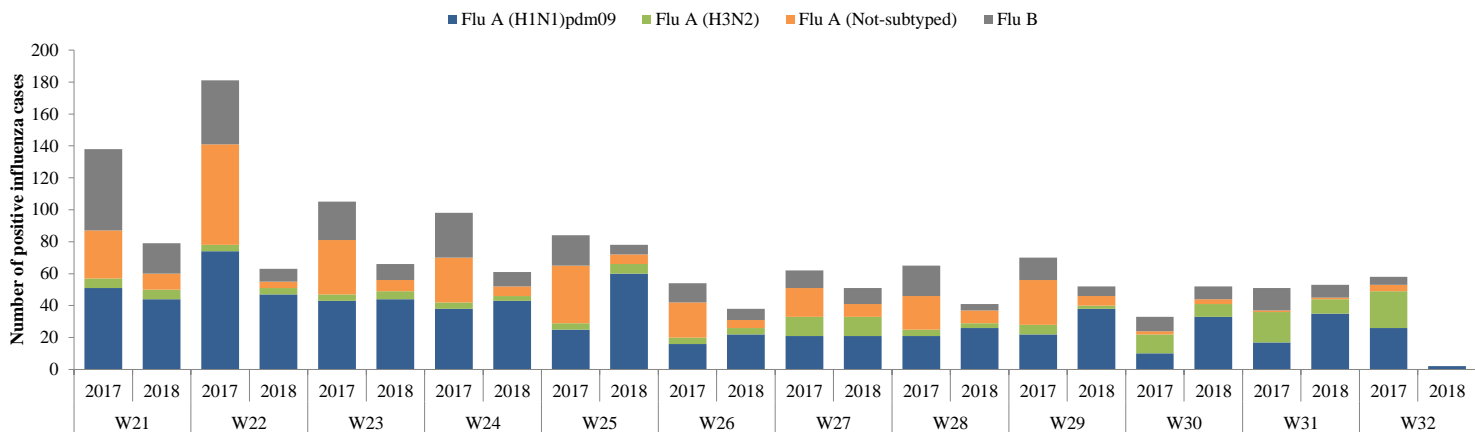


Figure 4. Age group distribution of influenza cases by virus type in the EMR from W40/2017 to W32/2018

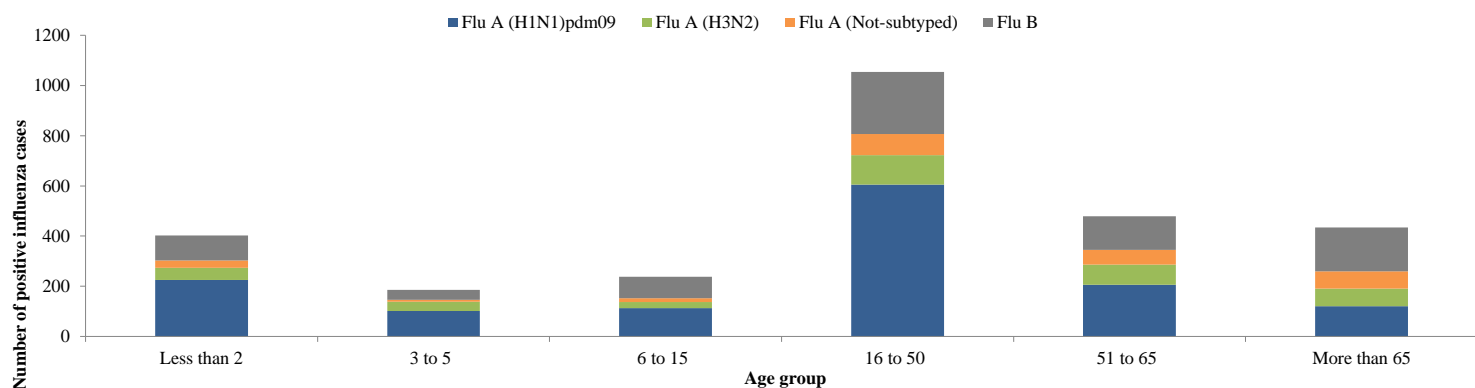


Table 2. Reported cases by country
W01-W32/2018

Country	Number of enrolled cases	Tested cases Number (%)	Influenza positive cases Number (%)	Positive cases			
				Flu A			Flu B
				Flu A (H1N1)pdm09	Flu A (H3N2)	Flu A (Not-subtyped)	Number (%)
Afghanistan	1867	1826 (98)	140 (8)	42 (30)	52 (37)	(-)	46 (33)
Bahrain	441	429 (97)	116 (27)	51 (44)	(-)	13 (11)	52 (45)
Egypt	7630	7630 (100)	1530 (20)	765 (50)	227 (15)	2 (0)	536 (35)
Iran (Islamic Republic of)	6376	6376 (100)	636 (10)	217 (34)	159 (25)	(-)	260 (41)
Iraq	1200	1200 (100)	277 (23)	202 (73)	8 (3)	(-)	67 (24)
Jordan	1334	1334 (100)	249 (19)	167 (67)	3 (1)	2 (1)	77 (31)
Kuwait	5518	5518 (100)	1087 (20)	309 (28)	108 (10)	4 (0)	666 (61)
Lebanon	576	576 (100)	119 (21)	37 (31)	34 (29)	3 (3)	45 (38)
Morocco	1033	1033 (100)	272 (26)	48 (18)	102 (38)	(-)	122 (45)
occupied Palestinian territory	1222	1222 (100)	270 (22)	241 (89)	6 (2)	(-)	23 (9)
Pakistan	2821	2821 (100)	799 (28)	511 (64)	231 (29)	(-)	57 (7)
Qatar	22118	22118 (100)	4012 (18)	1757 (44)	620 (15)	132 (3)	1503 (37)
Saudi Arabia	4710	4488 (95)	530 (12)	84 (16)	(-)	170 (32)	276 (52)
Syrian Arab Republic	83	83 (100)	22 (27)	10 (45)	(-)	3 (14)	9 (41)
Oman	2525	2380 (94)	335 (14)	100 (30)	44 (13)	(-)	191 (57)
Sudan	62	(-)	(-)	(-)	(-)	(-)	(-)
Tunisia	1213	1213 (100)	313 (26)	213 (68)	81 (26)	(-)	19 (6)
Yemen	368	(-)	(-)	(-)	(-)	(-)	(-)
Total	61097	60247 (99)	10707 (18)	4754 (44)	1675 (16)	329 (3)	3949 (37)

Published by the Infectious Hazard Management (IHM) unit, World Health Organization (WHO) Eastern Mediterranean Regional Office (EMRO), Cairo, Egypt.
For Correspondence: Tel. + 20-2-22765492, Fax + 20-2-2765456. E-mail: emrgohspoutbreak@who.int
Influenza monthly situation updates are available at: <http://www.emro.who.int/health-topics/influenza/regional-situation-update.html>