

# Influenza situation in the Eastern Mediterranean Region

W42/2018 (from 14/10/2018 to 20/10/2018)

Source of data: EMFLU Network and FLUMART

Figure 1. Number of positive influenza cases and influenza positivity rate per week, 2017-2018

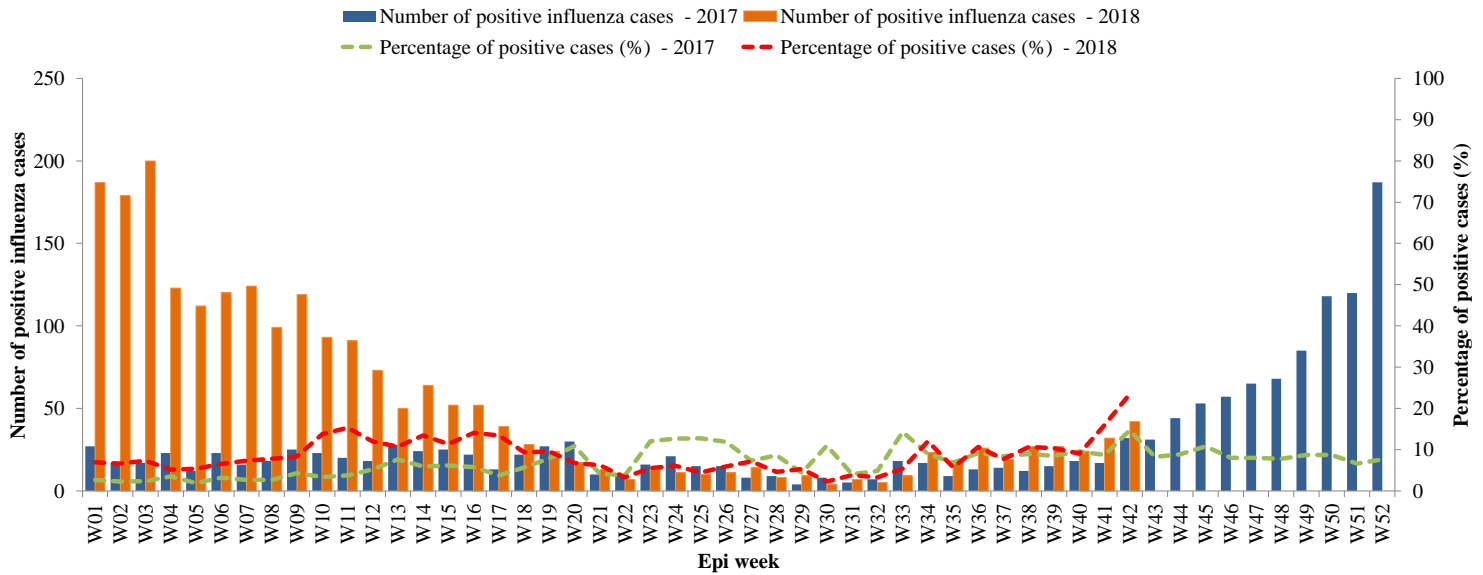


Figure 2. Percentage of circulating virus type by positive influenza cases

W40/2017 - W42/2018

Last 4 weeks

Flu A (H1N1)pdm09   Flu A (H3N2)   Flu A (Not-subtyped)   Flu B   Flu A (H1N1)pdm09   Flu A (H3N2)   Flu A (Not-subtyped)   Flu B

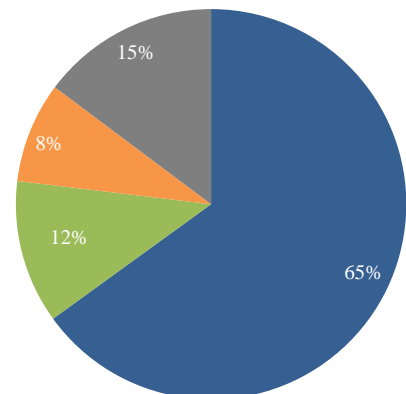
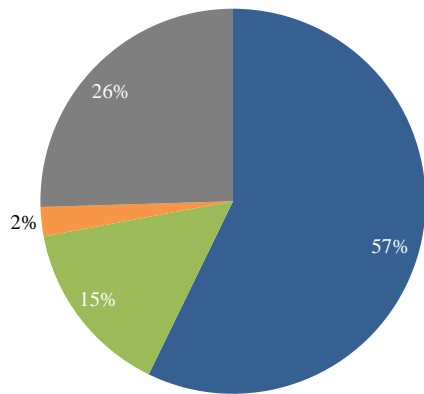
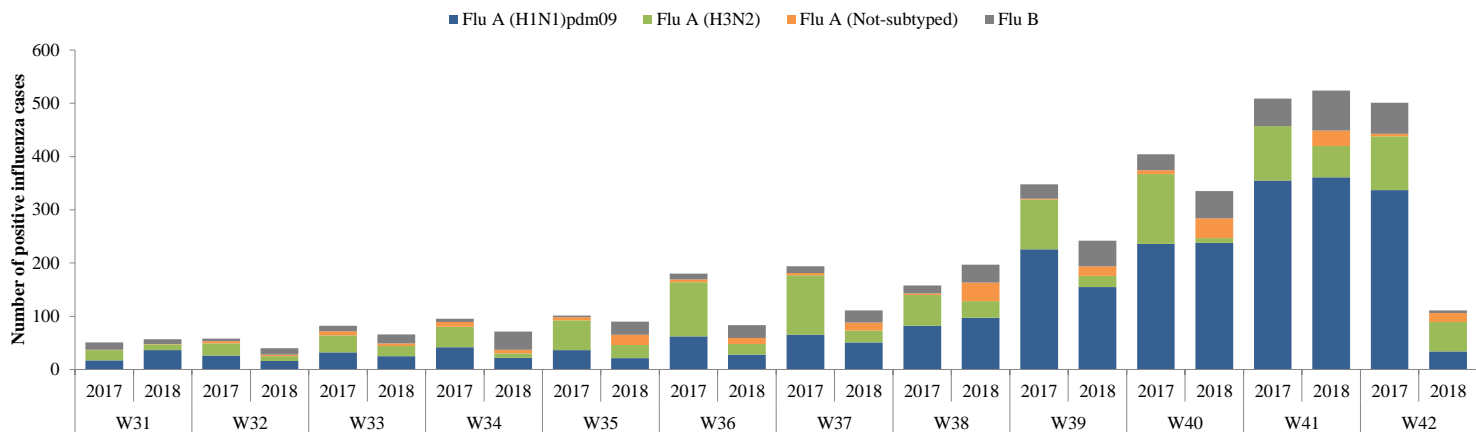


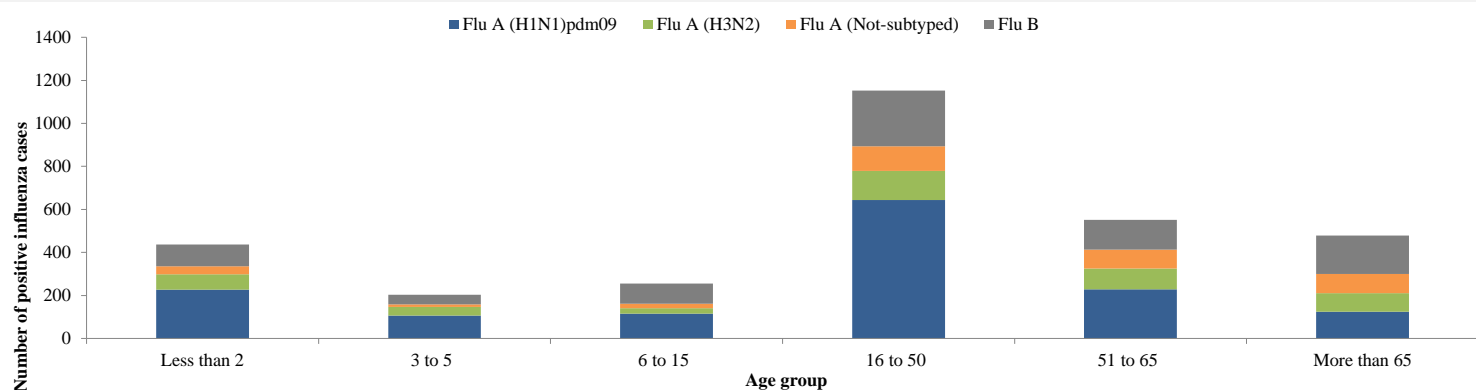
Table 1. Type and Number of influenza viruses detected from W40/2017 to W42/2018 and during last four weeks

Virus type	W40/2017-W42/2018	Last 4 weeks
	Number (%)	Number (%)
Flu A (H1N1)pdm09	14732 (57)	788 (65)
Flu A (H3N2)	3829 (15)	144 (12)
Flu A (Not-subtyped)	630 (2)	101 (8)
Flu B	6561 (25)	179 (15)
<b>Total</b>	<b>25752</b>	<b>1212</b>

**Figure 3. Comparison of respiratory pathogens detected from tested specimens by last 12 weeks**  
W42/2018



**Figure 4. Age group distribution of influenza cases by virus type in the EMR from W40/2017 to W42/2018**



**Table 2. Reported cases by country**

W01-W42/2018

Country	Number of enrolled cases	Tested cases Number (%)	Influenza positive cases Number (%)	Positive cases			
				Flu A			Flu B
				Flu A (H1N1)pdm09	Flu A (H3N2)	Flu A (Not-subtyped)	Number (%)
Afghanistan	2402	2356 (98)	140 (6)	42 (30)	52 (37)	(-)	46 (33)
Bahrain	515	501 (97)	130 (26)	57 (44)	14 (11)	5 (4)	54 (42)
Egypt	9300	9300 (100)	1615 (17)	770 (48)	298 (18)	2 (0)	545 (34)
Iran (Islamic Republic of)	6907	6907 (100)	654 (9)	226 (35)	168 (26)	(-)	260 (40)
Iraq	1237	1237 (100)	279 (23)	202 (72)	8 (3)	(-)	69 (25)
Jordan	1667	1653 (99)	250 (15)	167 (67)	4 (2)	2 (1)	77 (31)
Kuwait	6062	5892 (97)	1185 (20)	333 (28)	179 (15)	4 (0)	669 (56)
Lebanon	630	627 (100)	122 (19)	37 (30)	37 (30)	3 (2)	45 (37)
Morocco	1123	1123 (100)	272 (24)	48 (18)	102 (38)	(-)	122 (45)
occupied Palestinian territory	1224	1224 (100)	266 (22)	237 (89)	6 (2)	(-)	23 (9)
Pakistan	2828	2828 (100)	799 (28)	511 (64)	231 (29)	(-)	57 (7)
Qatar	28799	28799 (100)	5479 (19)	2718 (50)	711 (13)	237 (4)	1813 (33)
Saudi Arabia	6057	5811 (96)	687 (12)	122 (18)	(-)	263 (38)	302 (44)
Syrian Arab Republic	96	96 (100)	22 (23)	10 (45)	(-)	3 (14)	9 (41)
Oman	3086	2770 (90)	395 (14)	108 (27)	95 (24)	(-)	192 (49)
Sudan	206	145 (70)	8 (6)	(-)	2 (25)	2 (25)	4 (50)
Tunisia	1213	1213 (100)	313 (26)	213 (68)	81 (26)	(-)	19 (6)
Yemen	387	(-)	(-)	(-)	(-)	(-)	(-)
<b>Total</b>	<b>73739</b>	<b>72482 (98)</b>	<b>12616 (17)</b>	<b>5801 (46)</b>	<b>1988 (16)</b>	<b>521 (4)</b>	<b>4306 (34)</b>

Published by the Infectious Hazard Management (IHM) unit, World Health Organization (WHO) Eastern Mediterranean Regional Office (EMRO), Cairo, Egypt.  
For Correspondence: Tel. + 20-2-22765492, Fax + 20-2-2765456. E-mail: emrgohspoutbreak@who.int  
Influenza monthly situation updates are available at: <http://www.emro.who.int/health-topics/influenza/regional-situation-update.html>