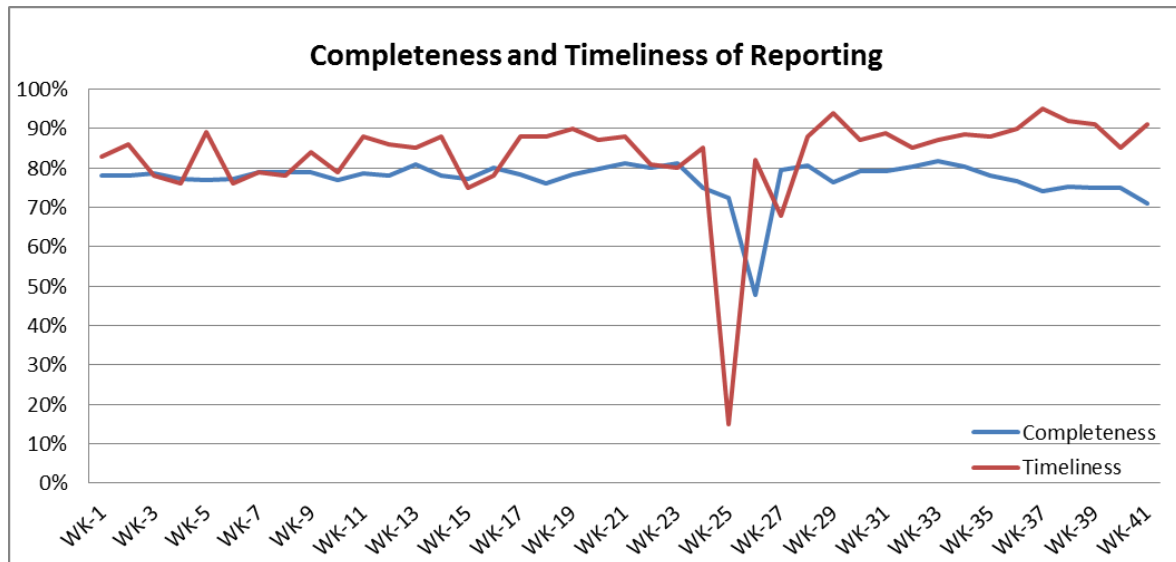


❖ Highlights:

- ❖ During this week 5 AFP case was reported, two cases from Rural Damascus, two cases from As-Sweida and one case from Damascus.
- ❖ 38 Suspected Measles cases were reported during this week; mostly from Deir-ez-Zor 12 cases, Damascus 5 cases and Aleppo 5 cases.

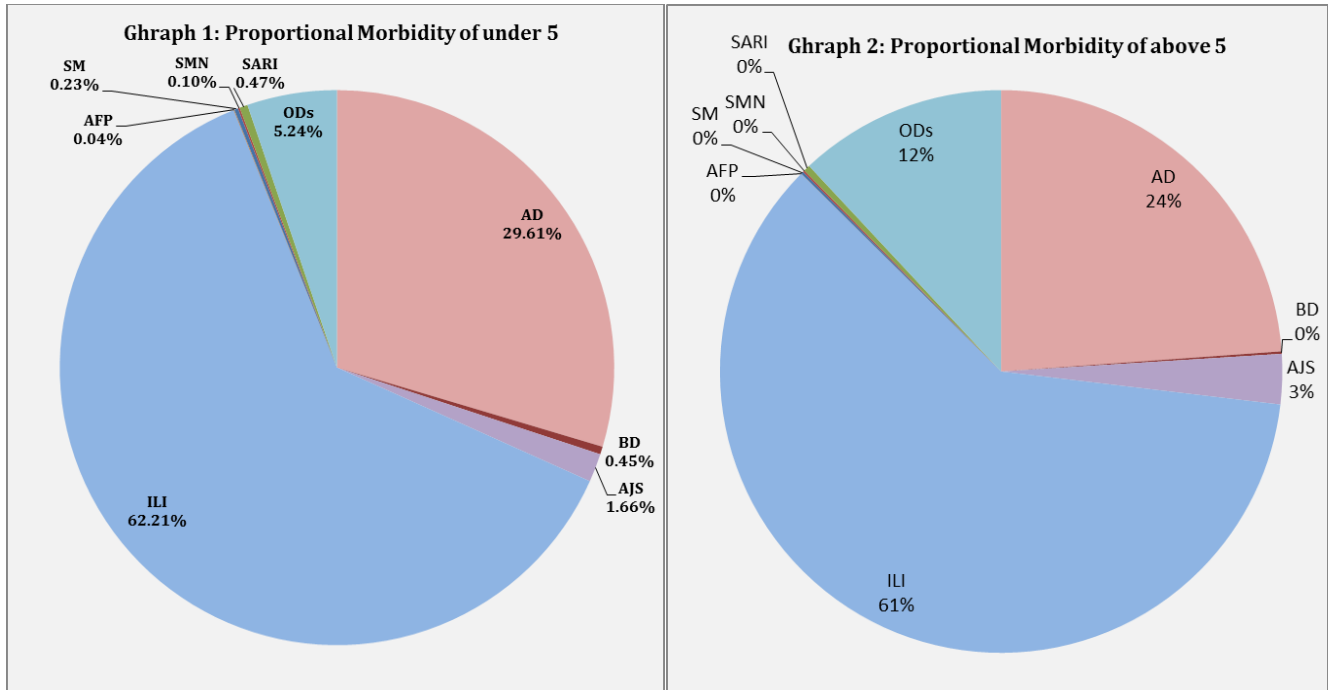
❖ Completeness & Timeliness of Reporting

- ❖ The overall completeness of reporting was 71%; (816 out of total 1148 EWARS sentinel sites). (13) Governorates have reported this week. Timeliness of reporting is 91%.

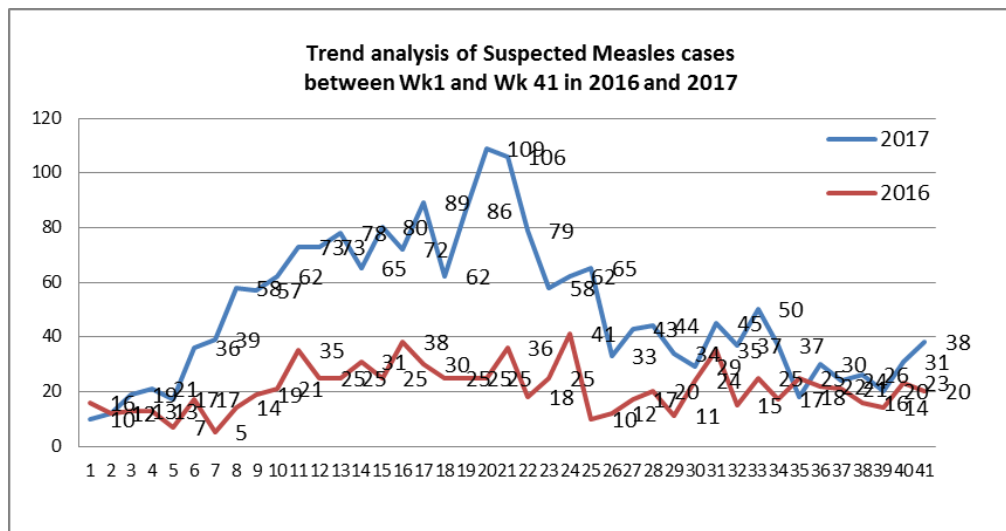


❖ The Morbidity Cases

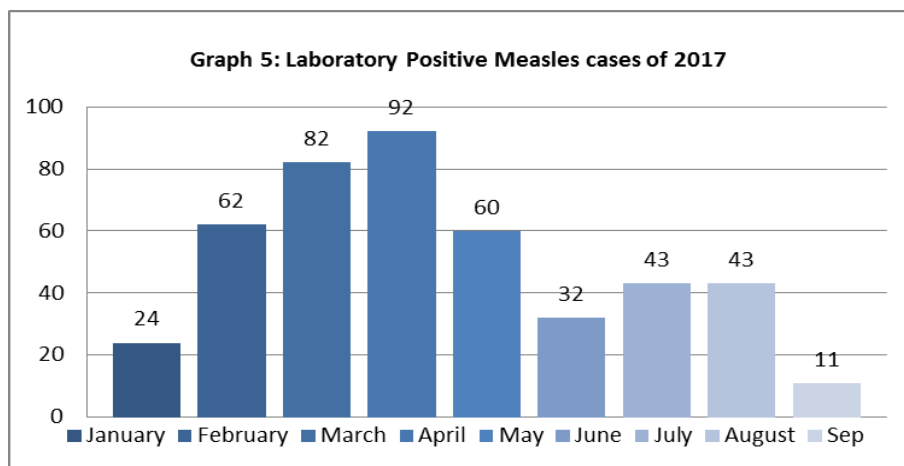
- ❖ Out of the 240,261 total consultations, a total of 20,987 EWARS notifiable cases were reported; of which 5,566 cases were Acute Diarrhoea (29%), 12,866 cases were Influenza like Illness (68%), 485 cases of AJS, 88 cases of Sever Acute Respiratory Infection, 60 cases of Bloody Diarrhoea, 38 cases of Suspected Measles, 22 cases of Suspected Meningitis, and 5 cases of Acute Flaccid Paralysis.
- ❖ Graphs 1 and 2 below show the proportional morbidity among < 5 and ≥ 5 year age groups respectively.



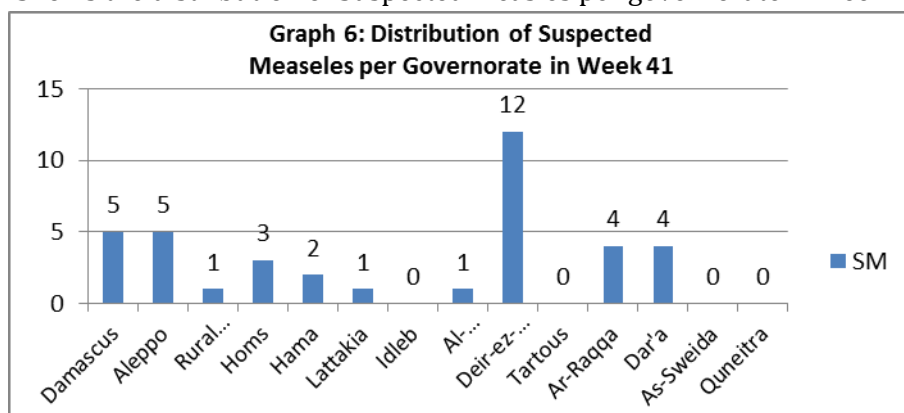
- ❖ AD constitutes (29.61%) among < 5 and (24%) among ≥ 5, while ILI constitutes (62.21%) of the cases among <5 and (61%) among ≥ 5.
- ❖ 51% of the cases were distributed among males. 54% of the cases were distributed among ≥5 age group.
- ❖ In total 1,857 cases were reported as “other diseases”. The most important diseases reported within this group were; 194 cases of Leishmaniasis (most of which were reported from Hama 60%), 173 cases of Typhoid (most of which were reported from Deir-ez-Zor ,Aleppo and Ar-Raqqa), 172 cases of Brucellosis, 32 cases of Pertussis, 20 cases of Mumps, and 10 cases of TB.
- ❖ **Graph 4** shows the trend analysis of suspected Measles cases reported between week 1 and week 41 of 2016 and 2017.



❖ **Graph 5** shows the number of laboratory confirmed Measles cases reported till Sep 2017. It shows that the peak of measles cases was in April.



❖ **Graph 6:** Shows the distribution of Suspected Measles per governorate in week 41.



❖ **Graph 7:** Shows the distribution of accumulative AFP cases between week 16 and week 41 of 2017. It shows that most AFP cases were reported from Deir-ez-Zor.

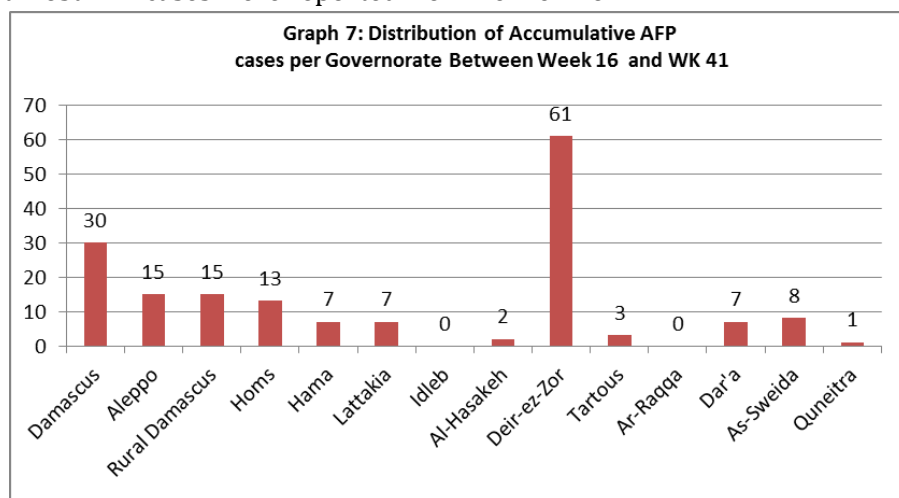


Table 1 shows a comparison between all notifiable cases in week 40 & week 41 in 2017.

Disease	Week 40	Week 41
AD	5,411	5,566
BD	39	60
AWD	1	0
AJS	358	485
ILI	11,462	12,866
AFP	3	5
SM	31	38
SMN	18	22
SARI	64	88
TYF	141	173
PER	44	32
LSH	190	194
BRU	155	172
TB	32	10
SCA	101	92
LIC	284	270
CHP	667	760
Others	133	134
Mum	13	20

❖ Disease surveillance & Response

Measles outbreak of 2017 response:

The national response plan includes two immunization rounds of measles campaign in May and September 2017. The second round of measles campaign has started on 17 September 2017 for two weeks in all governorates except Idlib and Ar-Raqqa.

cVDPV2 outbreak response:

The national plan includes two immunization rounds each in Deir-ez-Zor and Raqqa governorates. The second immunization round for Raqqa concluded on 13 October. IPV vaccination for children missed in the second Deir-ez-Zor round continues through local health centres. IPV is also being administered to missed IDP children from Deir-ez-Zor in Damascus health clinics.

An IPV campaign targeting children aged between 2-23 months in Aleppo and Hama is being planned to boost population immunity. Additional IPV vaccination campaigns are planned for Al-Hasakah governorate and four areas in Damascus to boost the immunity among IDPs from Deir-ez-Zor who have been displaced. These campaigns are being planned for November 2017.

National Polio campaign of 2017: MoH is planning to conduct the National Polio campaign during the period of 8-12 October 2017 targeting 2,738,323 children under 5 years old. The campaign will target all governorates except Idlib. UNICEF will provide the needed quantities of bivalent OPV vaccines to all governorates in coordination with MoH while WHO has committed to cover the operation cost of the campaign.

Table-2: Distribution of cases per age group, and by Governorate-week- 41, 2017:

Code	Age Group	Hassaka	Raqqa	Sweida	Qunaitra	Lattakia	Aleppo	Hama	Homs	Daraa	Damascus	DierEzor	Rural Damascus	Tartous	Grand Total	
AD	< 5	68	383	101	70	261	454	205	169	147	450	264	230	76	2878	5,566
	≥ 5	29	104	99	100	315	423	111	115	130	596	336	218	112	2688	
BD	< 5	1	9	1	1	8	4	0	2	3	2	13	0	0	44	60
	≥ 5	3	2	3	0	4	0	0	0	3	1	0	0	0	16	
AWD	< 5	0	0	0	0	0	0	0	0	0	0	0	0	0	0	0
	≥ 5	0	0	0	0	0	0	0	0	0	0	0	0	0	0	
AJS	< 5	1	52	1	1	9	38	11	9	10	14	11	4	0	161	485
	≥ 5	0	28	6	1	20	118	34	17	22	34	16	15	13	324	
ILI	< 5	115	0	223	362	1690	870	264	214	331	482	289	719	488	6047	12,866
	≥ 5	75	0	298	783	1321	805	126	144	426	730	282	1175	654	6819	
AFP	< 5	0	0	2	0	0	0	0	0	0	0	0	2	0	4	5
	≥ 5	0	0	0	0	0	0	0	0	0	1	0	0	0	1	
SM	< 5	1	3	0	0	0	2	2	3	2	4	5	0	0	22	38
	≥ 5	0	1	0	0	1	3	0	0	2	1	7	1	0	16	
SMN	< 5	0	4	2	0	0	0	3	0	0	0	0	1	0	10	22
	≥ 5	0	3	0	0	0	0	7	0	0	2	0	0	0	12	
SARI	< 5	4	10	1	0	0	3	22	0	0	6	0	0	0	46	88
	≥ 5	2	9	9	0	5	4	7	0	0	4	2	0	0	42	
Other	< 5	3	52	5	52	15	132	28	73	10	12	41	19	67	509	1,857
	≥ 5	31	45	14	42	138	289	149	160	35	68	117	151	109	1348	
Total Sum of < 5		193	513	336	486	1983	1503	535	470	503	970	623	975	631	9721	20,987
Total Sum of ≥ 5		140	192	429	926	1804	1642	434	436	618	1437	760	1560	888	11266	