

Influenza situation in the Eastern Mediterranean Region

W09/2018 (from 25/02/2018 to 03/03/2018)

Source of data: EMFLU Network and FLUMART

Figure 1. Number of positive influenza cases and influenza positivity rate per week, 2017-2018

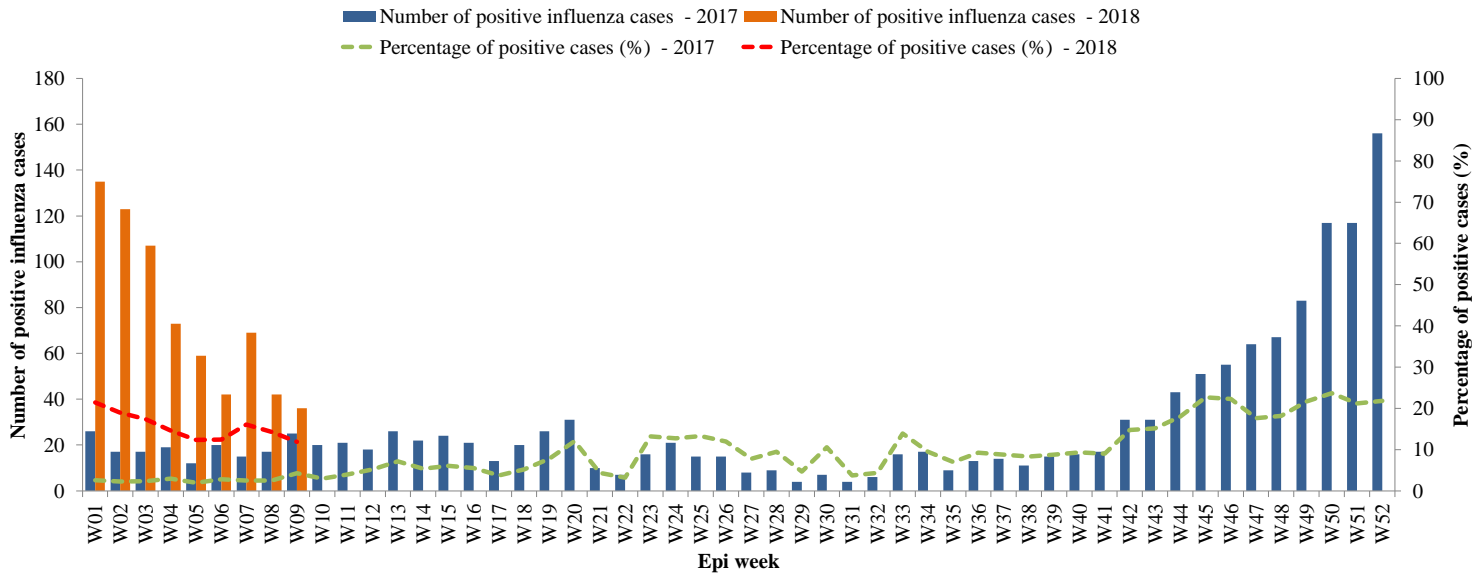


Figure 2. Percentage of circulating virus type by positive influenza cases

W40/2017 - W09/2018

Last 4 weeks

Flu A (H1N1)pdm09 Flu A (H3N2) Flu A (Not-subtyped) Flu B Flu A (H1N1)pdm09 Flu A (H3N2) Flu A (Not-subtyped) Flu B

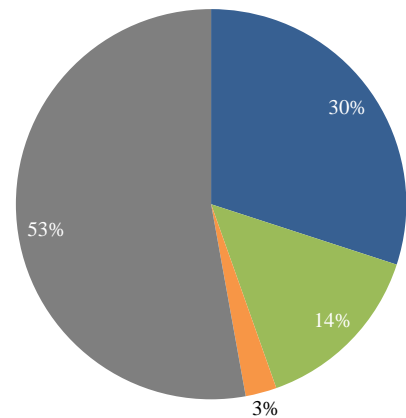
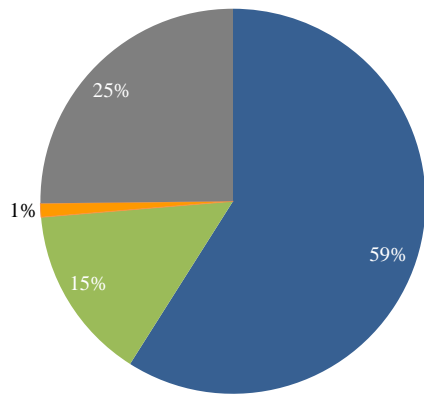


Table 1. Type and Number of influenza viruses detected from W40/2017 to W09/2018 and during last four weeks

Virus type	W40/2017-W09/2018	Last 4 weeks
	Number (%)	Number (%)
Flu A (H1N1)pdm09	11575 (59)	581 (30)
Flu A (H3N2)	2885 (15)	282 (15)
Flu A (Not-subtyped)	226 (1)	50 (3)
Flu B	4941 (25)	1023 (53)
Total	19627	1936

Figure 3. Comparison of respiratory pathogens detected from tested specimens by last 12 weeks

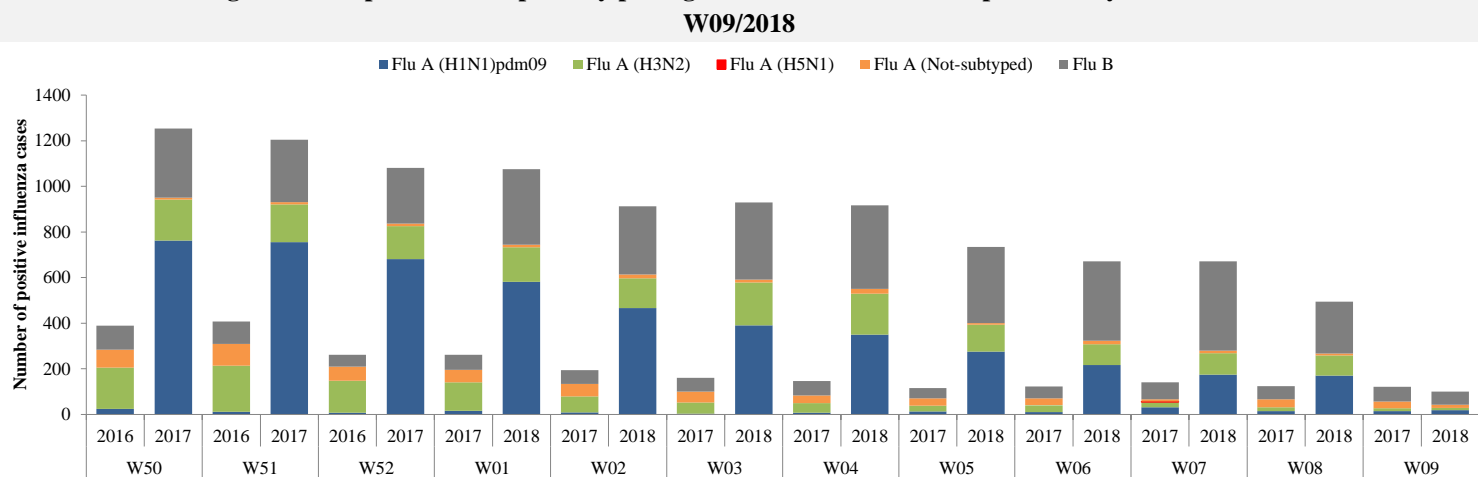


Figure 4. Age group distribution of influenza cases by virus type in the EMR from W40/2017 to W09/2018

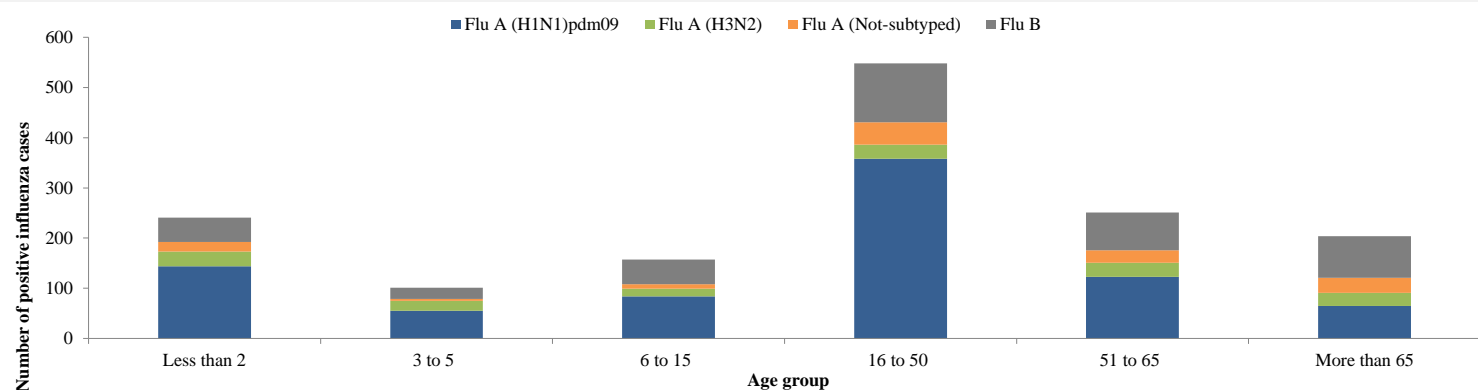


Table 2. Reported cases by country

W01-W09/2018

Country	Number of enrolled cases	Tested cases Number (%)	Influenza positive cases Number (%)	Positive cases			
				Flu A			Flu B
				Flu A (H1N1)pdm09	Flu A (H3N2)	Flu A (Not-subtyped)	Number (%)
Afghanistan	884	881 (100)	127 (14)	40 (31)	52 (41)	(-)	35 (28)
Bahrain	196	196 (100)	73 (37)	39 (53)	(-)	5 (7)	29 (40)
Egypt	2533	2533 (100)	677 (27)	259 (38)	77 (11)	2 (0)	339 (50)
Iran (Islamic Republic of)	4608	4608 (100)	573 (12)	194 (34)	133 (23)	(-)	246 (43)
Iraq	946	946 (100)	269 (28)	194 (72)	8 (3)	(-)	67 (25)
Jordan	838	838 (100)	223 (27)	164 (74)	(-)	(-)	59 (26)
Kuwait	3270	3270 (100)	835 (26)	236 (28)	83 (10)	(-)	516 (62)
Lebanon	288	288 (100)	54 (19)	17 (31)	17 (31)	3 (6)	17 (31)
Morocco	626	615 (98)	217 (35)	33 (15)	71 (33)	(-)	113 (52)
occupied Palestinian territory	736	736 (100)	177 (24)	160 (90)	2 (1)	(-)	15 (8)
Pakistan	2291	2291 (100)	718 (31)	473 (66)	216 (30)	(-)	29 (4)
Qatar	7806	7806 (100)	1847 (24)	531 (29)	301 (16)	54 (3)	961 (52)
Saudi Arabia	1310	1275 (97)	242 (19)	46 (19)	(-)	54 (22)	142 (59)
Syrian Arab Republic	58	53 (91)	16 (30)	7 (44)	(-)	1 (6)	8 (50)
Oman	1049	1011 (96)	178 (18)	44 (25)	23 (13)	(-)	111 (62)
Sudan	30	(-)	(-)	(-)	(-)	(-)	(-)
Tunisia	1822	855 (47)	277 (32)	208 (75)	67 (24)	(-)	2 (1)
Yemen	10	(-)	(-)	(-)	(-)	(-)	(-)
Total	29301	28202 (96)	6503 (23)	2645 (41)	1050 (16)	119 (2)	2689 (41)

Published by the Infectious Hazard Management (IHM) unit, World Health Organization (WHO) Eastern Mediterranean Regional Office (EMRO), Cairo, Egypt.
 For Correspondence: Tel. + 20-2-22765492, Fax + 20-2-2765456. E-mail: emrgohspoutbreak@who.int
 Influenza monthly situation updates are available at: <http://www.emro.who.int/health-topics/influenza/regional-situation-update.html>